

Annex B



This test report annex is electronically signed and valid without handwritten signature. For verification of the electronic signatures, the public keys can be requested at the testing laboratory.

Test report annex authorized:

Mihail Dorongovskij
Lab Manager
Radio Communications & EMC

Internal photos of the EUT

Photo 1: RDa front cover removed



Photo 2: RDa front cover removed




Photo 3: RDa PCB front side view




Photo 4: RDa PCB back side view




Photo 5: RDg front cover removed



Photo 6: RDg front cover removed




Photo 7: RDg PCB front side view




Photo 8: RDg PCB back side view




Photo 9: RDs front cover removed



Photo 10: RDs front cover removed



Photo 11: RDs PCB front side view




Photo 12: RDs PCB back side view




Photo 13: TEa front cover removed



Photo 14: TEa front cover removed




Photo 15: TEa PCB front side view




Photo 16: TEa PCB back side view




Photo 17: TEh front cover removed



Photo 18: TEh front cover removed




Photo 19: TEh PCB front side view




Photo 20: TEh PCB back side view




Photo 21: TE's front cover removed



Photo 22: TE's front cover removed



Photo 23: TEs PCB front side view




Photo 24: TEs PCB back side view




Photo 25: Battery





Photo 26: Battery



Document history

Version	Applied changes	Date of release
	Initial release	2018-08-03