

FCC PART 15C TEST REPORT FOR CERTIFICATION On Behalf of

Anker Innovations Limited

Anker MagGo Power Bank (10K)

Model Number: A1654

FCC ID: 2AOKB-A1654A

Applicant:	Anker Innovations Limited
Address:	Unit 56, 8th Floor, Tower 2, Admiralty Centre, 18 Harcourt Road,
	Central and Western District, Hong Kong
Prepared By:	EST Technology Co., Ltd.
	Chilingxiang, Qishantou, Santun, Houjie, Dongguan,
	Guangdong, China
Tel: 86-769-83081888-808	

Report Number:	ESTE-R2411237
Date of Test:	Nov. 18, 2024~ Nov. 27, 2024
Date of Report:	Nov. 27, 2024

TABLE OF CONTENTS

Description	Page
TEST REPORT VERIFICATION.....	3
1. GENERAL INFORMATION	4
1.1. Description of Device (EUT).....	4
2. SUMMARY OF TEST	5
2.1. Summary of test result	5
2.2. Test Facilities.....	6
2.3. Measurement uncertainty	7
2.4. Assistant equipment used for test	7
2.5. Block Diagram	7
2.6. The test mode was selected for the final test as listed below.	8
2.7. Test Equipment List.....	9
3. RADIATED EMISSION	10
3.1. Limit.....	10
3.2. Test Setup.....	11
3.3. Spectrum Analyzer Setting	11
3.4. Test Procedure.....	12
3.5. Test Result	13
4. AC POWER LINE CONDUCTED EMISSIONS	45
4.1. Limit.....	45
4.2. Test Setup.....	45
4.3. Spectrum Analyzer Setting	45
4.4. Test Procedure.....	45
4.5. Test Result	46
5. ANTENNA REQUIREMENTS	48
5.1. Limit.....	48
5.2. Test Result	48
6. TEST SETUP PHOTO.....	49
7. EUT PHOTO	50

Applicant: Address:	Anker Innovations Limited Unit 56, 8th Floor, Tower 2, Admiralty Centre, 18 Harcourt Road, Central and Western District, Hong Kong		
Manufacturer: Address:	Anker Innovations Limited Unit 56, 8th Floor, Tower 2, Admiralty Centre, 18 Harcourt Road, Central and Western District, Hong Kong		
E.U.T:	Anker MagGo Power Bank (10K)		
Model Number:	A1654		
Power Supply:	USB-C Input: 5V---3A, 9V---2.22A Max USB-C Output: 5V---3A, 9V---3A Max Wireless Output: 15W Max Total Output: 5V---3.6A		
Trade Name:	-----	Serial No.:	-----
Date of Receipt:	Nov. 18, 2024	Date of Test:	Nov. 18, 2024~ Nov. 27, 2024
Test Specification:	FCC Part 15 Subpart C ANSI C63.10:2013		
Test Result:	<p>The device described above is tested by EST Technology Co., Ltd. The measurement results were contained in this test report and EST Technology Co., Ltd. was assumed full responsibility for the accuracy and completeness of these measurements. Also, this report shows that the EUT to be technically compliance with the FCC Rules and Regulations Part 15 Subpart C requirements.</p> <p>This report applies to above tested sample only and shall not be reproduced in part without written approval of EST Technology Co., Ltd.</p>		

Prepared by:

Reviewed by:

Date: Nov. 27, 2024

Approved by:

Ring Yang / Assistant

Seven Wang / Engineer

Iceman Hu / Manager

Other Aspects:

None.

Abbreviations: OK/P=passed fail/F=failed n.a/N=not applicable E.U.T=equipment under tested

This test report is based on a single evaluation of one sample of above mentioned products, It is not permitted to be duplicated in extracts without written approval of EST Technology Co., Ltd.

1. GENERAL INFORMATION

1.1. Description of Device (EUT)

Product Name	:	Anker MagGo Power Bank (10K)
Model Number	:	A1654
Operation Frequency	:	111kHz-205kHz; 360kHz
Max Wireless Charge Power	:	15W
Max Field Strength of Fundamental	:	65.80dB μ V/m
Modulation Type	:	ASK
Antenna Type	:	Induction coil
Sample Type	:	Prototype production

Note: For a more detailed features description, please refer to the manufacturer's specifications or the user's manual.

2. SUMMARY OF TEST

2.1. Summary of test result

No.	Description of Test Item	FCC Standard Section	Results
1	Radiated Emission	15.205 15.209	PASS
2	AC Power Line Conducted Emissions	15.207	PASS
3	Antenna Requirement	15.203	PASS

Note: "N/A" denotes test is not applicable in this test report.

2.2. Test Facilities

EMC Lab : Accredited by CNAS, CHINA
Registration No.: L5288
This Accreditation is valid until: November 12, 2029

Recognized by FCC, USA
Designation Number: CN1215
This Recognition is valid until: January 31, 2026

Accredited by A2LA, USA
Registration No.: 4366.01
This Accreditation is valid until: January 31, 2026

Recognized by Industry Canada
CAB identifier No.: CN0035
This Recognition is valid until: January 31, 2026

Recognized by VCCI, Japan
Registration No.: C-14103; T-20073; R-13663;
R-20103; G-20097
Date of registration: Apr. 20, 2020
This Recognition is valid until: Apr. 19, 2026

Recognized by TUV Rheinland, Germany
Registration No.: UA 50413872 0001
Date of registration: July 31, 2018

Recognized by Intertek
Registration No.: 2011-RTL-L2-64
Date of registration: November 08, 2018

Name of Firm : EST Technology Co., Ltd.

Site Location : Chilingxiang, Qishantou, Santun, Houjie, Dongguan,
Guangdong, China

2.3. Measurement uncertainty

Test Item	Uncertainty
Uncertainty for Conduction emission test	$\pm 3.48\text{dB}$
Uncertainty for spurious emissions test (Below 30MHz)	$\pm 1.62\text{dB}$
Uncertainty for spurious emissions test (30MHz-1GHz)	$\pm 4.60\text{ dB(Polarize: H)}$
	$\pm 4.68\text{ dB(Polarize: V)}$
Uncertainty for spurious emissions test (1GHz to 18GHz)	$\pm 4.96\text{dB}$
Uncertainty for radio frequency	7×10^{-8}
Uncertainty for conducted RF Power	1.08dB
Uncertainty for Power density test	0.26dB

Note: This uncertainty represents an expanded uncertainty expressed at approximately the 95% confidence level using a coverage factor of $k=2$.

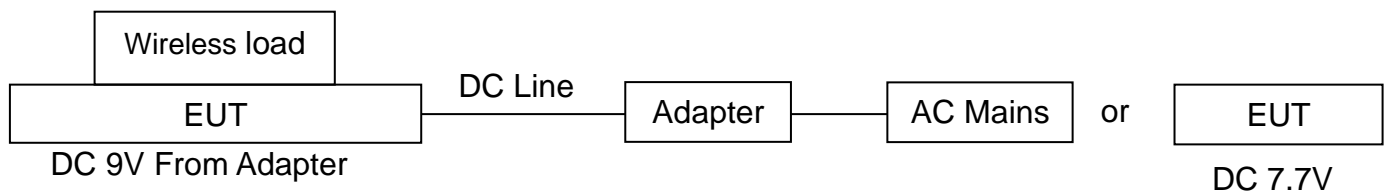
2.4. Assistant equipment used for test

Item	Equipment	Brand	Model Name/Type No.	FCC ID	Series No.
A	Adapter	-	A2335	-	-
B	Wireless load	-	YBZ MPP	-	-
C	Wireless load	-	YBZ BPP	-	-

Item	Shielded Type	Ferrite Core	Length	Model Name/Type No.	Note
1	NO	NO	0.8m	-	DC Cable

2.5. Block Diagram

For radiated emissions test: EUT was placed on a turn table, which is 0.8 meter high above ground.



(EUT: Anker MagGo Power Bank (10K))

2.6. The test mode was selected for the final test as listed below.

Test Item	Test Mode	
Radiated Emission	AC Mains: 5W/ 15W	Full load
		Half load
		No load
	DC Mains: 5W/ 15W	Full load
		Half load
AC Power Line Conducted Emissions	AC Mains: 5W/ 15W	Full load
		Half load
		No load

Note: Output 5W, 15W mode Full load, Half load, No load, AC and DC power supply all have been tested. The report shows the worst data.

2.7. Test Equipment List

For AC Power Line Conducted Emissions Test

Equipment	Manufacturer	Model No.	Serial No.	Calibration Body	Last Cal.	Next Cal.
EMI Test Receiver	Rohde & Schwarz	ESRP3	EST-E070	LISAI	June 11,24	June 10,25
Artificial Mains Network	Rohde & Schwarz	ENV216	EST-E002	LISAI	June 11,24	June 10,25
Pulse Limiter	Rohde & Schwarz	ESH3-Z2	EST-E078	LISAI	June 11,24	June 10,25
Test Software	Audix	e3-6.111221a	N/A	N/A	N/A	N/A

For Radiated Emission Test(9kHz-30MHz)

Equipment	Manufacturer	Model No.	Serial No.	Calibration Body	Last Cal.	Next Cal.
EMI Test Receiver	Rohde & Schwarz	ESR7	EST-E047	LISAI	June 11,24	June 10,25
Active Loop Antenna	SCHWABE BECK	FMZB 1519B	EST-E054	LISAI	June 11,24	June 10,25
Test Software	Audix	e3-6.111221a	N/A	N/A	N/A	N/A
9kHz-30MHz Cable	N/A	EST-001	N/A	N/A	N/A	N/A

For Radiated Emission Test (30MHz-1000MHz)

Equipment	Manufacturer	Model No.	Serial No.	Calibration Body	Last Cal.	Next Cal.
EMI Test Receiver	Rohde & Schwarz	ESR7	EST-E047	LISAI	June 11,24	June 10,25
Bilog Antenna	Teseq	CBL 6111D	EST-E034	LISAI	June 11,24	June 10,25
Test Software	Audix	e3-6.111221a	N/A	N/A	N/A	N/A
30-1000MHz Cable	N/A	EST-002	N/A	N/A	N/A	N/A

3. RADIATED EMISSION

3.1. Limit

15.209 Radiated emission limits

Frequency (MHz)	Field Strength($\mu\text{V/m}$)	Distance(m)
0.009-0.490	2400/F(kHz)	300
0.490-1.705	24000/F(kHz)	30
1.705-30	30	30
30-88	100	3
88-216	150	3
216-960	200	3
Above 960	500	3

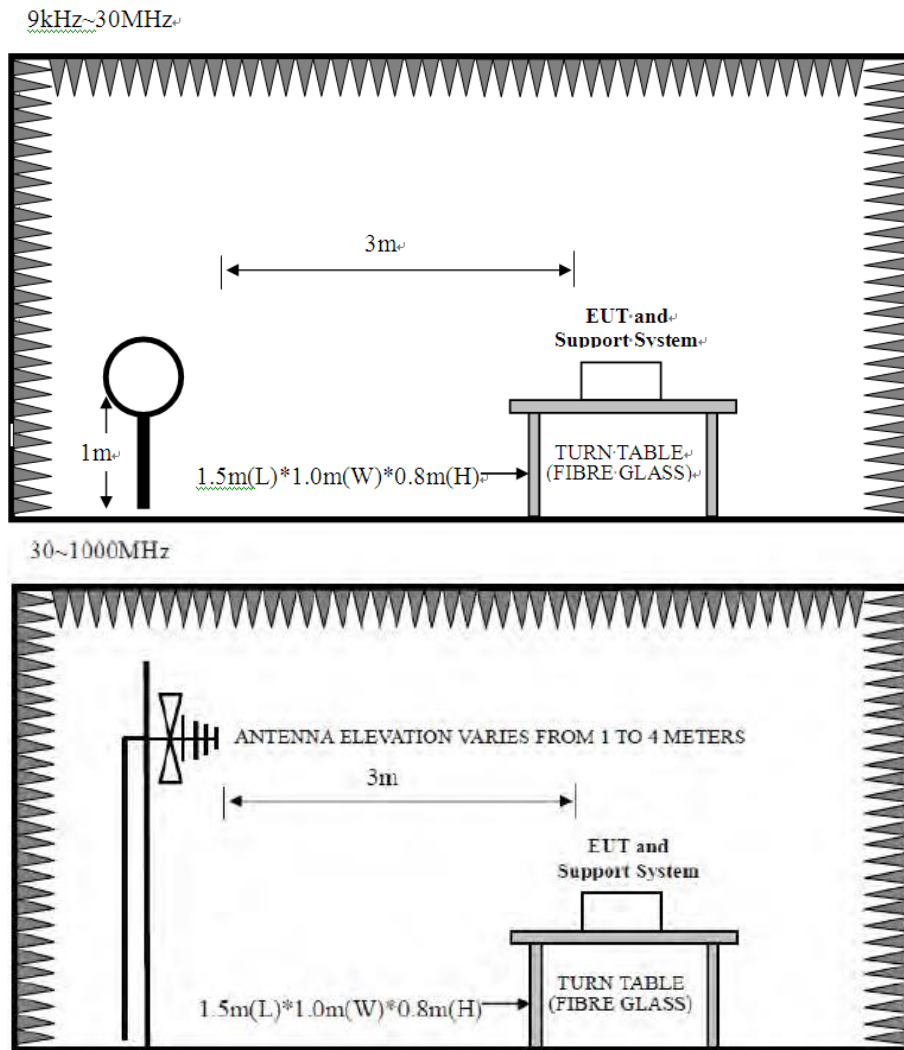
Note:

1. Emission level $\text{dB}\mu\text{V} = 20 \log$ Emission level $\mu\text{V/m}$.
2. The smaller limit shall apply at the cross point between two frequency bands.
3. Distance is the distance in meters between the measuring instrument, antenna and the closest point of any part of the device or system

15.205 Restricted frequency band

MHz	MHz	MHz	GHz
0.090 - 0.110	16.42 - 16.423	399.9 - 410	4.5 - 5.15
¹ 0.495 - 0.505	16.69475 - 16.69525	608 - 614	5.35 - 5.46
2.1735 - 2.1905	16.80425 - 16.80475	960 - 1240	7.25 - 7.75
4.125 - 4.128	25.5 - 25.67	1300 - 1427	8.025 - 8.5
4.17725 - 4.17775	37.5 - 38.25	1435 - 1626.5	9.0 - 9.2
4.20725 - 4.20775	73 - 74.6	1645.5 - 1646.5	9.3 - 9.5
6.215 - 6.218	74.8 - 75.2	1660 - 1710	10.6 - 12.7
6.26775 - 6.26825	108 - 121.94	1718.8 - 1722.2	13.25 - 13.4
6.31175 - 6.31225	123 - 138	2200 - 2300	14.47 - 14.5
8.291 - 8.294	149.9 - 150.05	2310 - 2390	15.35 - 16.2
8.362 - 8.366	156.52475 - 156.52525	2483.5 - 2500	17.7 - 21.4
8.37625 - 8.38675	156.7 - 156.9	2690 - 2900	22.01 - 23.12
8.41425 - 8.41475	162.0125 - 167.17	3260 - 3267	23.6 - 24.0
12.29 - 12.293	167.72 - 173.2	3332 - 3339	31.2 - 31.8
12.51975 - 12.52025	240 - 285	3345.8 - 3358	36.43 - 36.5
12.57675 - 12.57725	322 - 335.4	3600 - 4400	(²)

3.2. Test Setup



3.3. Spectrum Analyzer Setting

For 9KHz-150KHz

Spectrum Parameters	Setting
RBW	300Hz(for Peak&AVG)/CISPR 200Hz(for QP)
VBW	300Hz(for Peak&AVG)/CISPR 200Hz(for QP)
Start frequency	9KHz
Stop frequency	150KHz
Sweep Time	Auto
Detector	PEAK/QP/AVG
Trace Mode	Max Hold

For 150KHz-30MHz

Spectrum Parameters	Setting
RBW	9KHz
VBW	9KHz
Start frequency	150KHz
Stop frequency	30MHz
Sweep Time	Auto
Detector	QP
Trace Mode	Max Hold

For 30MHz-1000MHz

Spectrum Parameters	Setting
RBW	120KHz
VBW	300KHz
Start frequency	30MHz
Stop frequency	1000MHz
Sweep Time	Auto
Detector	QP
Trace Mode	Max Hold

3.4. Test Procedure

- EUT was placed on a turn table, which is 0.8 meter high above ground.
- EUT is set 3 meters away from the receiving antenna, which is mounted on a antenna tower.
- Set the EUT transmit continuously with maximum output power.
- Spectrum analyzer setting parameters in accordance with section 3.3.
- The turn table can rotate 360 degrees to determine the position of the maximum emission level.
- For below 30MHz test, the center of the Loop Test Antenna is 1m above the ground. During the measurement the Loop Test Antenna rotates both coaxial and coplanar polarization to find out the maximum emission level.
- For above 30MHz test, the antenna can be moved up and down between 1 meter and 4 meters to find out the maximum emission level. Both coaxial and coplanar polarization of the antenna are set on test.
- Record the results in the test report.

Note:

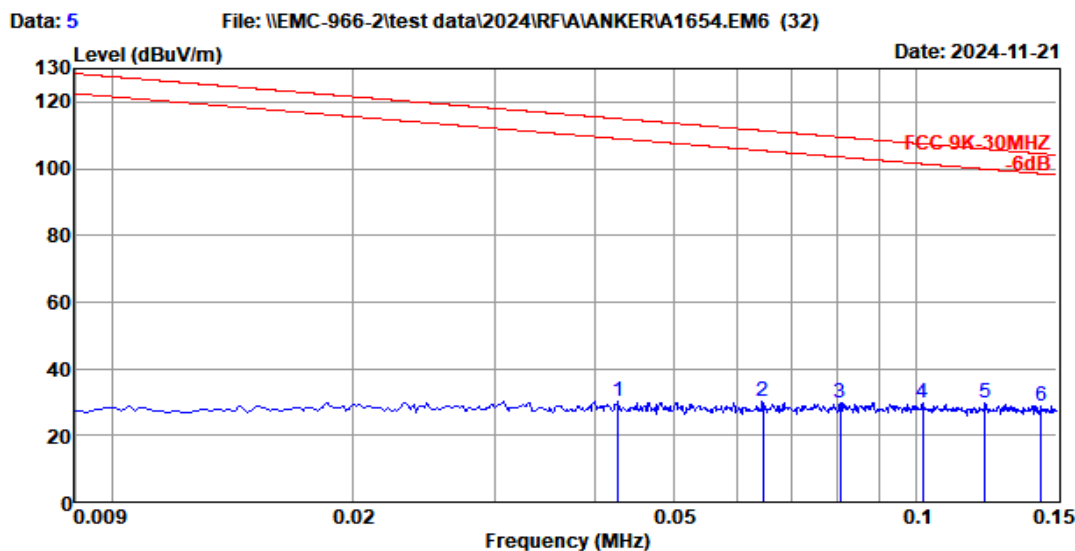
- For emissions below 30MHz, if peak level comply with average limit, then the average level is deemed to comply with average limit.
- For emissions below 30MHz, if peak level comply with QP limit, then the QP level is deemed to comply with QP limit.

3.5. Test Result

Radiated Emission Below 30MHz

EST Technology

Chilingxiang, Qishantou, Santun,
Houjie, Dongguan, Guangdong, China
Tel: +86-769-83081888
Fax: +86-769-83081878



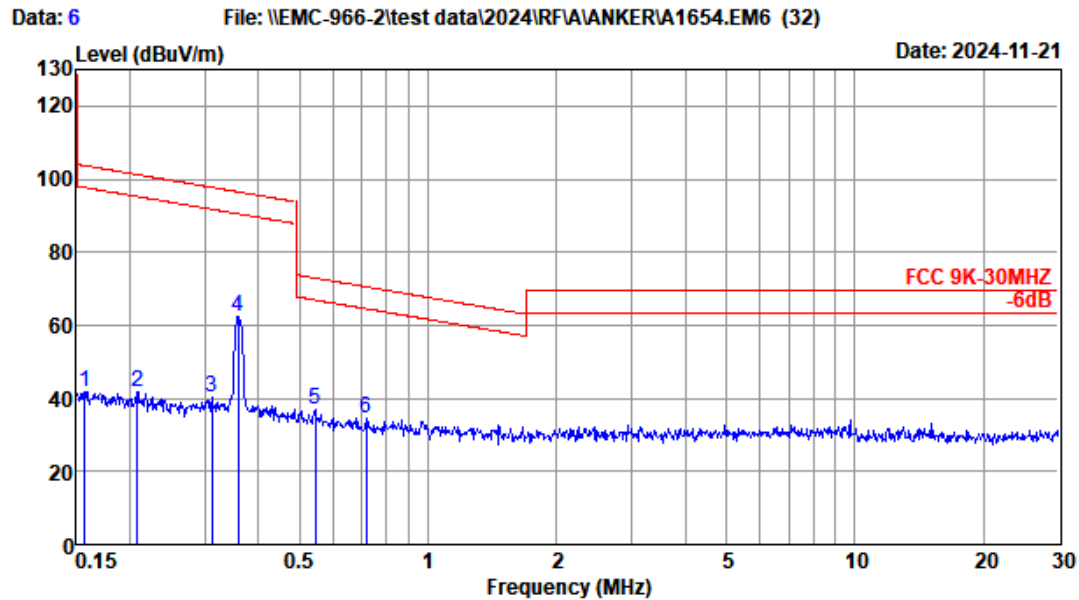
Site no. : 2# 966 chamber Data no. : 5
Dis. / Ant. : 3m FMZB 1519B Ant. pol. : COPLANAR
Limit : FCC 9K-30MHz
Env. / Ins. : Temp:24.6°C;Humi:51%;Press:101.52kPa
Engineer : Marker
EUT : Anker MagGo Power Bank (10K)
Power : DC 7.7V From Battery
M/N : A1654
Test Mode : TX Mode
15W(Full Load)

	Freq. (MHz)	ANT Factor (dB/m)	Cable Loss (dB)	Reading (dBuV)	Emission Level (dBuV/m)	Limit (dBuV/m)	Margin (dB)	Remark
1	0.04270	19.80	0.03	10.41	30.24	115.00	84.76	Peak
2	0.06455	19.80	0.03	10.36	30.19	111.41	81.22	Peak
3	0.08049	19.80	0.03	9.90	29.73	109.49	79.76	Peak
4	0.10206	19.90	0.03	9.69	29.62	107.43	77.81	Peak
5	0.12208	20.10	0.03	9.65	29.78	105.87	76.09	Peak
6	0.14309	20.10	0.03	8.86	28.99	104.49	75.50	Peak

Remarks: 1. Emission Level= Antenna Factor + Cable Loss + Reading.
2. Margin= Limit - Emission Level.
3. The emission levels that are 20dB below the official limit are not reported.

EST Technology

Chilingxiang, Qishantou, Santun,
Houjie, Dongguan, Guangdong, China
Tel: +86-769-83081888
Fax: +86-769-83081878



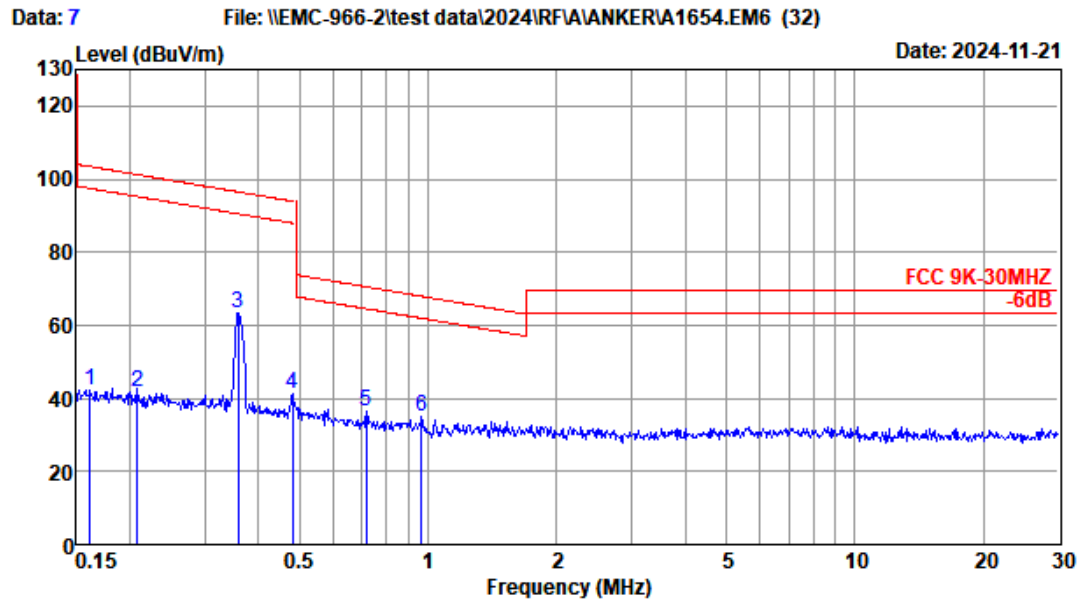
Site no. : 2# 966 chamber Data no. : 6
Dis. / Ant. : 3m FMZB 1519B Ant. pol. : COPLANAR
Limit : FCC 9K-30MHZ
Env. / Ins. : Temp:24.6°C;Humi:51%;Press:101.52kPa
Engineer : Marker
EUT : Anker MagGo Power Bank (10K)
Power : DC 7.7V From Battery
M/N : A1654
Test Mode : TX Mode
15W(Full Load)

	Freq. (MHz)	ANT Factor (dB/m)	Cable Loss (dB)	Reading (dBuV)	Emission Level (dBuV/m)	Limit (dBuV/m)	Margin (dB)	Remark
1	0.15649	20.00	0.03	21.83	41.86	103.71	61.85	Peak
2	0.20833	19.98	0.03	21.60	41.61	101.23	59.62	Peak
3	0.31163	19.95	0.03	20.25	40.23	97.73	57.50	Peak
4	0.35955	19.94	0.03	42.59	62.56	96.49	33.93	Peak
5	0.54355	19.89	0.07	16.99	36.95	72.90	35.95	Peak
6	0.71597	19.85	0.07	14.81	34.73	70.51	35.78	Peak

Remarks: 1. Emission Level= Antenna Factor + Cable Loss + Reading.
2. Margin= Limit - Emission Level.
3. The emission levels that are 20dB below the official limit are not reported.

EST Technology

Chilingxiang, Qishantou, Santun,
Houjie, Dongguan, Guangdong, China
Tel: +86-769-83081888
Fax: +86-769-83081878



Site no. : 2# 966 chamber Data no. : 7
Dis. / Ant. : 3m FMZB 1519B Ant. pol. : COAXIAL
Limit : FCC 9K-30MHZ
Env. / Ins. : Temp:24.6°C;Humi:51%;Press:101.52kPa
Engineer : Marker
EUT : Anker MagGo Power Bank (10K)
Power : DC 7.7V From Battery
M/N : A1654
Test Mode : TX Mode
15W(Full Load)

	Freq. (MHz)	ANT Factor (dB/m)	Cable Loss (dB)	Reading (dBuV)	Emission Level (dBuV/m)	Limit (dBuV/m)	Margin (dB)	Remark
1	0.16155	20.00	0.03	22.33	42.36	103.44	61.08	Peak
2	0.20833	19.98	0.03	21.90	41.91	101.23	59.32	Peak
3	0.35955	19.94	0.03	43.36	63.33	96.49	33.16	Peak
4	0.48119	19.90	0.03	21.09	41.02	93.96	52.94	Peak
5	0.71597	19.85	0.07	16.62	36.54	70.51	33.97	Peak
6	0.96328	19.81	0.07	15.19	35.07	67.93	32.86	Peak

Remarks: 1. Emission Level= Antenna Factor + Cable Loss + Reading.
2. Margin= Limit - Emission Level.
3. The emission levels that are 20dB below the official limit are not reported.

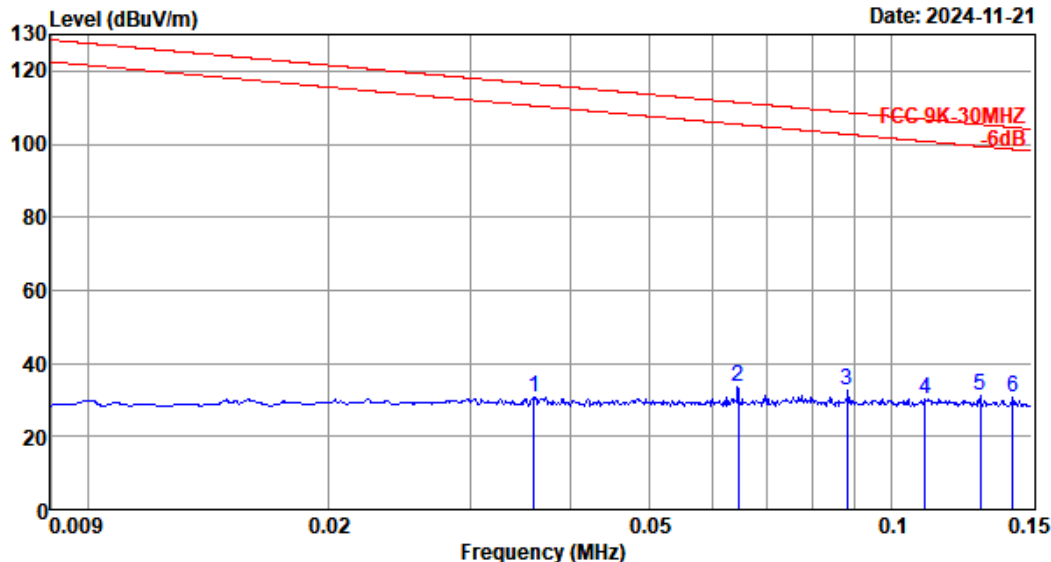
EST Technology

Chilingxiang, Qishantou, Santun,
Houjie, Dongguan, Guangdong, China
Tel: +86-769-83081888
Fax: +86-769-83081878

Data: 8

File: \\EMC-966-2\\test data\\2024\\RFA\\ANKER\\A1654.EM6 (32)

Date: 2024-11-21



Site no. : 2# 966 chamber Data no. : 8
Dis. / Ant. : 3m FMZB 1519B Ant. pol. : COAXIAL
Limit : FCC 9K-30MHZ
Env. / Ins. : Temp:24.6°C;Humi:51%;Press:101.52kPa
Engineer : Marker
EUT : Anker MagGo Power Bank (10K)
Power : DC 7.7V From Battery
M/N : A1654
Test Mode : TX Mode
15W(Full Load)

	Freq. (MHz)	ANT Factor (dB/m)	Cable Loss (dB)	Reading (dBuV)	Emission Level (dBuV/m)	Limit (dBuV/m)	Margin (dB)	Remark
1	0.03593	19.80	0.03	10.99	30.82	116.50	85.68	Peak
2	0.06455	19.80	0.03	13.69	33.52	111.41	77.89	Peak
3	0.08824	19.90	0.03	12.47	32.40	108.69	76.29	Peak
4	0.11038	19.90	0.03	10.43	30.36	106.75	76.39	Peak
5	0.12913	20.10	0.03	10.85	30.98	105.38	74.40	Peak
6	0.14168	20.10	0.03	10.64	30.77	104.58	73.81	Peak

Remarks: 1. Emission Level= Antenna Factor + Cable Loss + Reading.
2. Margin= Limit - Emission Level.
3. The emission levels that are 20dB below the official limit are not reported.

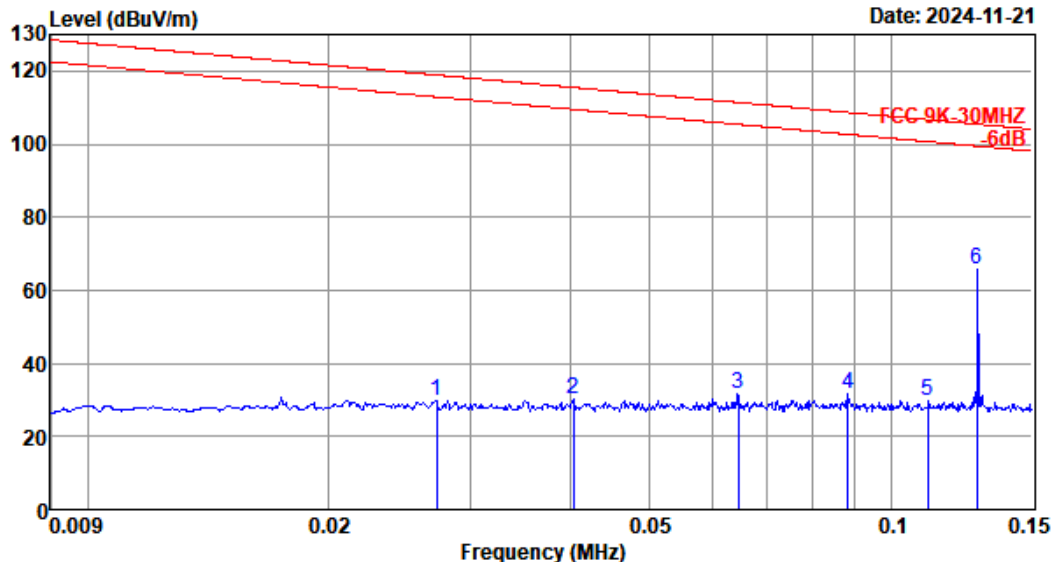
EST Technology

Chilingxiang, Qishantou, Santun,
Houjie, Dongguan, Guangdong, China
Tel: +86-769-83081888
Fax: +86-769-83081878

Data: 9

File: \\EMC-966-2\test data\2024\RF\ANKER\A1654.EM6 (32)

Date: 2024-11-21



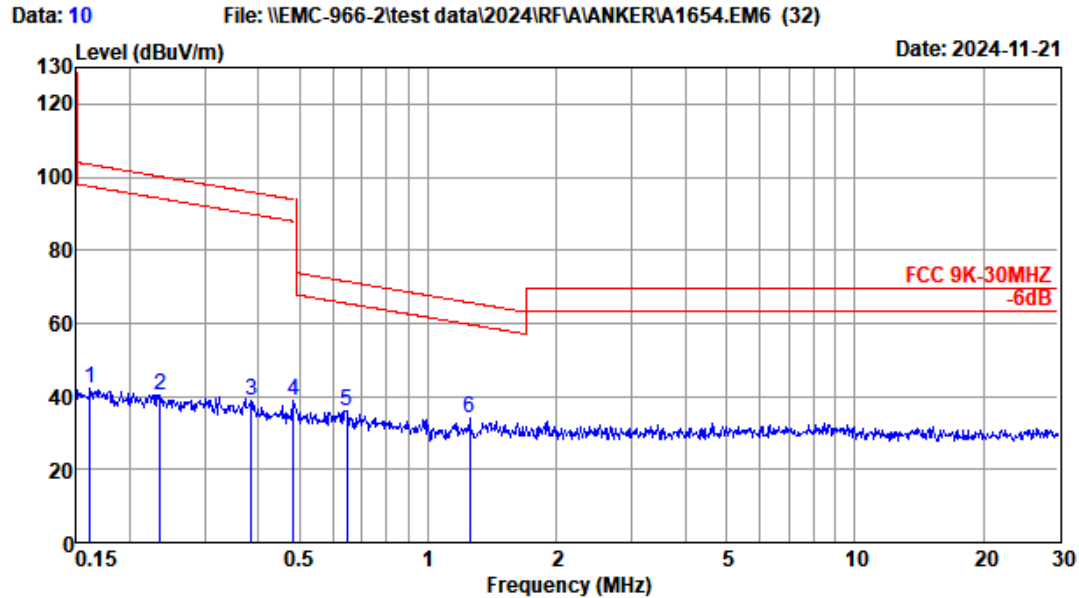
Site no. : 2# 966 chamber Data no. : 9
Dis. / Ant. : 3m FMZB 1519B Ant. pol. : COAXIAL
Limit : FCC 9K-30MHz
Env. / Ins. : Temp:24.6°C;Humi:51%;Press:101.52kPa
Engineer : Marker
EUT : Anker MagGo Power Bank (10K)
Power : DC 7.7V From Battery
M/N : A1654
Test Mode : TX Mode
5W(Full Load)

	Freq. (MHz)	ANT Factor (dB/m)	Cable Loss (dB)	Reading (dBuV)	Emission Level (dBuV/m)	Limit (dBuV/m)	Margin (dB)	Remark
1	0.02719	19.80	0.03	10.14	29.97	118.92	88.95	Peak
2	0.04030	19.80	0.03	10.38	30.21	115.50	85.29	Peak
3	0.06455	19.80	0.03	11.64	31.47	111.41	79.94	Peak
4	0.08838	19.90	0.03	11.85	31.78	108.68	76.90	Peak
5	0.11123	19.90	0.03	9.72	29.65	106.68	77.03	Peak
6	0.12800	20.10	0.03	45.67	65.80	105.46	39.66	Peak

Remarks: 1. Emission Level= Antenna Factor + Cable Loss + Reading.
2. Margin= Limit - Emission Level.
3. The emission levels that are 20dB below the official limit are not reported.

EST Technology

Chilingxiang, Qishantou, Santun,
Houjie, Dongguan, Guangdong, China
Tel: +86-769-83081888
Fax: +86-769-83081878



Site no. : 2# 966 chamber Data no. : 10
Dis. / Ant. : 3m FMZB 1519B Ant. pol. : COAXIAL
Limit : FCC 9K-30MHZ
Env. / Ins. : Temp:24.6°C;Humi:51%;Press:101.52kPa
Engineer : Marker
EUT : Anker MagGo Power Bank (10K)
Power : DC 7.7V From Battery
M/N : A1654
Test Mode : TX Mode
5W(Full Load)

	Freq. (MHz)	ANT Factor (dB/m)	Cable Loss (dB)	Reading (dBuV)	Emission Level (dBuV/m)	Limit (dBuV/m)	Margin (dB)	Remark
1	0.16155	20.00	0.03	22.10	42.13	103.44	61.31	Peak
2	0.23533	19.97	0.03	20.40	40.40	100.17	59.77	Peak
3	0.38519	19.93	0.03	18.91	38.87	95.89	57.02	Peak
4	0.48375	19.90	0.03	18.85	38.78	93.91	55.13	Peak
5	0.64398	19.87	0.07	16.11	36.05	71.43	35.38	Peak
6	1.24883	19.82	0.07	14.18	34.07	65.67	31.60	Peak

Remarks: 1. Emission Level= Antenna Factor + Cable Loss + Reading.
2. Margin= Limit - Emission Level.
3. The emission levels that are 20dB below the official limit are not reported.

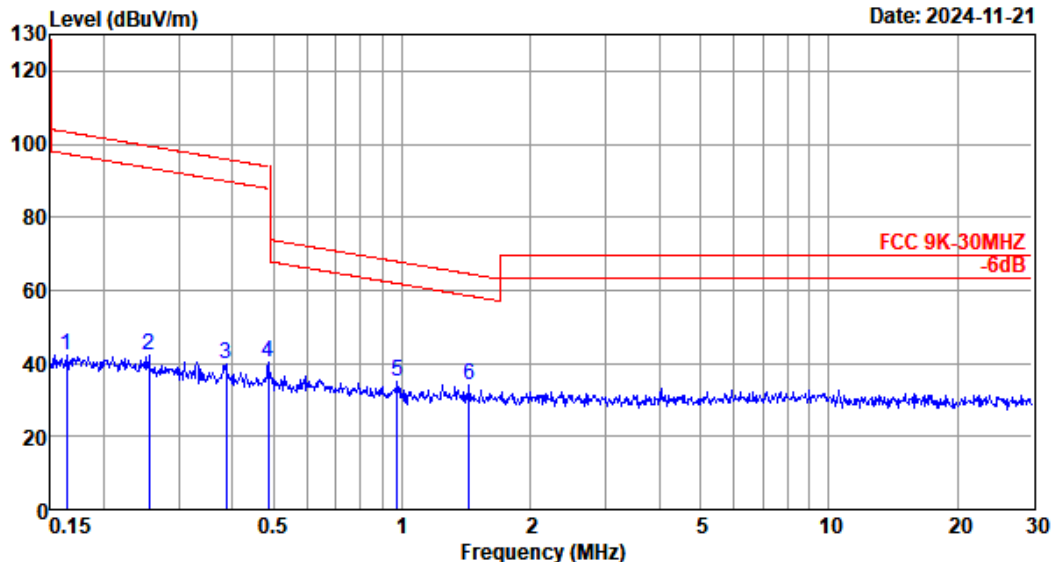
EST Technology

Chilingxiang, Qishantou, Santun,
Houjie, Dongguan, Guangdong, China
Tel: +86-769-83081888
Fax: +86-769-83081878

Data: 11

File: \\EMC-966-2\\test data\\2024\\RFA\\ANKER\\A1654.EM6 (32)

Date: 2024-11-21



Site no. : 2# 966 chamber Data no. : 11
Dis. / Ant. : 3m FMZB 1519B Ant. pol. : COPLANAR
Limit : FCC 9K-30MHZ
Env. / Ins. : Temp:24.6°C;Humi:51%;Press:101.52kPa
Engineer : Marker
EUT : Anker MagGo Power Bank (10K)
Power : DC 7.7V From Battery
M/N : A1654
Test Mode : TX Mode
5W(Full Load)

	Freq. (MHz)	ANT Factor (dB/m)	Cable Loss (dB)	Reading (dBuV)	Emission Level (dBuV/m)	Limit (dBuV/m)	Margin (dB)	Remark
1	0.16327	20.00	0.03	22.20	42.23	103.35	61.12	Peak
2	0.25480	19.97	0.03	22.05	42.05	99.48	57.43	Peak
3	0.38724	19.93	0.03	19.72	39.68	95.84	56.16	Peak
4	0.48632	19.90	0.03	20.19	40.12	93.87	53.75	Peak
5	0.97354	19.81	0.07	14.98	34.86	67.84	32.98	Peak
6	1.43328	19.84	0.07	13.93	33.84	64.48	30.64	Peak

Remarks: 1. Emission Level= Antenna Factor + Cable Loss + Reading.
2. Margin= Limit - Emission Level.
3. The emission levels that are 20dB below the official limit are not reported.

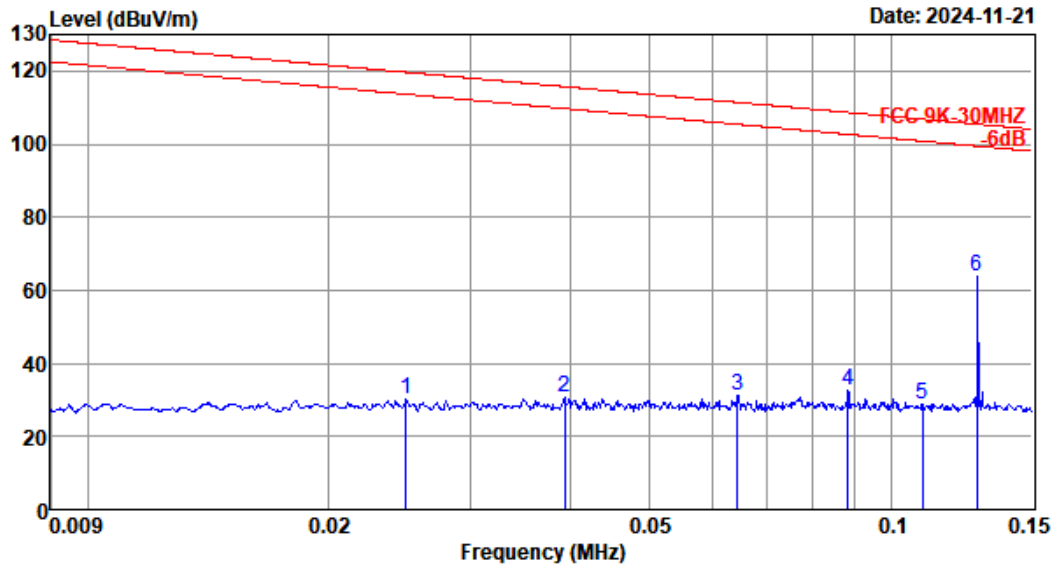
EST Technology

Chilingxiang, Qishantou, Santun,
Houjie, Dongguan, Guangdong, China
Tel: +86-769-83081888
Fax: +86-769-83081878

Data: 12

File: \\EMC-966-2\test data\2024\RF\A\ANKER\A1654.EM6 (32)

Date: 2024-11-21



Site no. : 2# 966 chamber Data no. : 12
Dis. / Ant. : 3m FMZB 1519B Ant. pol. : COPLANAR
Limit : FCC 9K-30MHz
Env. / Ins. : Temp:24.6°C;Humi:51%;Press:101.52kPa
Engineer : Marker
EUT : Anker MagGo Power Bank (10K)
Power : DC 7.7V From Battery
M/N : A1654
Test Mode : TX Mode
5W(Full Load)

	Freq. (MHz)	ANT Factor (dB/m)	Cable Loss (dB)	Reading (dBuV)	Emission Level (dBuV/m)	Limit (dBuV/m)	Margin (dB)	Remark
1	0.02493	19.80	0.03	10.24	30.07	119.67	89.60	Peak
2	0.03932	19.80	0.03	10.93	30.76	115.71	84.95	Peak
3	0.06441	19.80	0.03	11.54	31.37	111.42	80.05	Peak
4	0.08838	19.90	0.03	12.50	32.43	108.68	76.25	Peak
5	0.10953	19.90	0.03	8.94	28.87	106.81	77.94	Peak
6	0.12800	20.10	0.03	43.74	63.87	105.46	41.59	Peak

Remarks: 1. Emission Level= Antenna Factor + Cable Loss + Reading.
2. Margin= Limit - Emission Level.
3. The emission levels that are 20dB below the official limit are not reported.

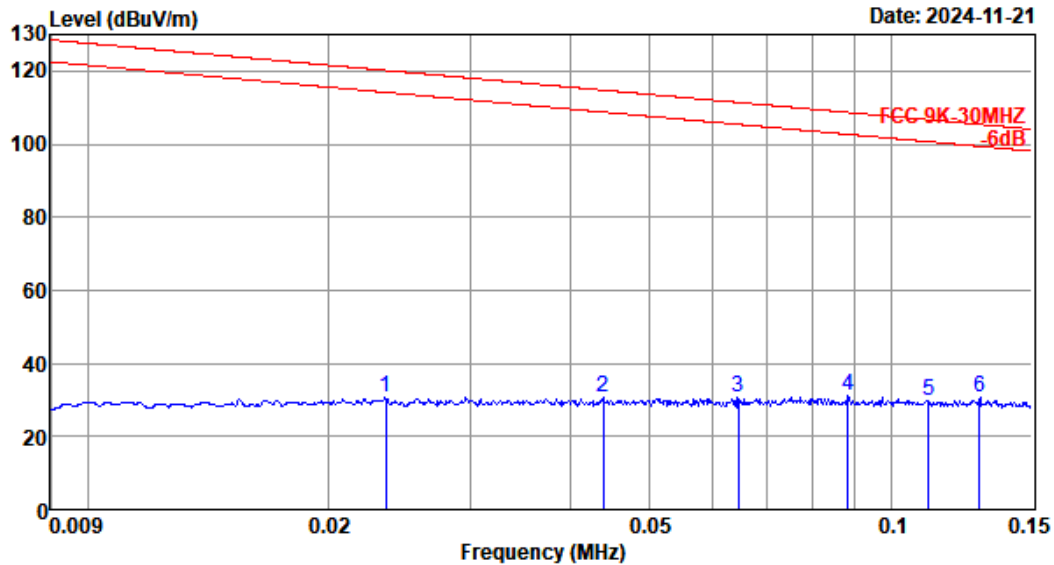
EST Technology

Chilingxiang, Qishantou, Santun,
Houjie, Dongguan, Guangdong, China
Tel: +86-769-83081888
Fax: +86-769-83081878

Data: 13

File: \\EMC-966-2\test data\2024\RF\A\ANKER\A1654.EM6 (32)

Date: 2024-11-21



Site no. : 2# 966 chamber Data no. : 13
Dis. / Ant. : 3m FMZB 1519B Ant. pol. : COPLANAR
Limit : FCC 9K-30MHZ
Env. / Ins. : Temp:24.6°C;Humi:51%;Press:101.52kPa
Engineer : Marker
EUT : Anker MagGo Power Bank (10K)
Power : DC 7.7V From Battery
M/N : A1654
Test Mode : No Load

	Freq. (MHz)	ANT Factor (dB/m)	Cable Loss (dB)	Reading (dBuV)	Emission Level (dBuV/m)	Limit (dBuV/m)	Margin (dB)	Remark
1	0.02352	19.70	0.03	10.76	30.49	120.17	89.68	Peak
2	0.04383	19.80	0.03	10.64	30.47	114.77	84.30	Peak
3	0.06455	19.80	0.03	10.73	30.56	111.41	80.85	Peak
4	0.08838	19.90	0.03	11.18	31.11	108.68	77.57	Peak
5	0.11137	19.90	0.03	9.93	29.86	106.67	76.81	Peak
6	0.12899	20.10	0.03	10.35	30.48	105.39	74.91	Peak

Remarks: 1. Emission Level= Antenna Factor + Cable Loss + Reading.
2. Margin= Limit - Emission Level.
3. The emission levels that are 20dB below the official limit are not reported.

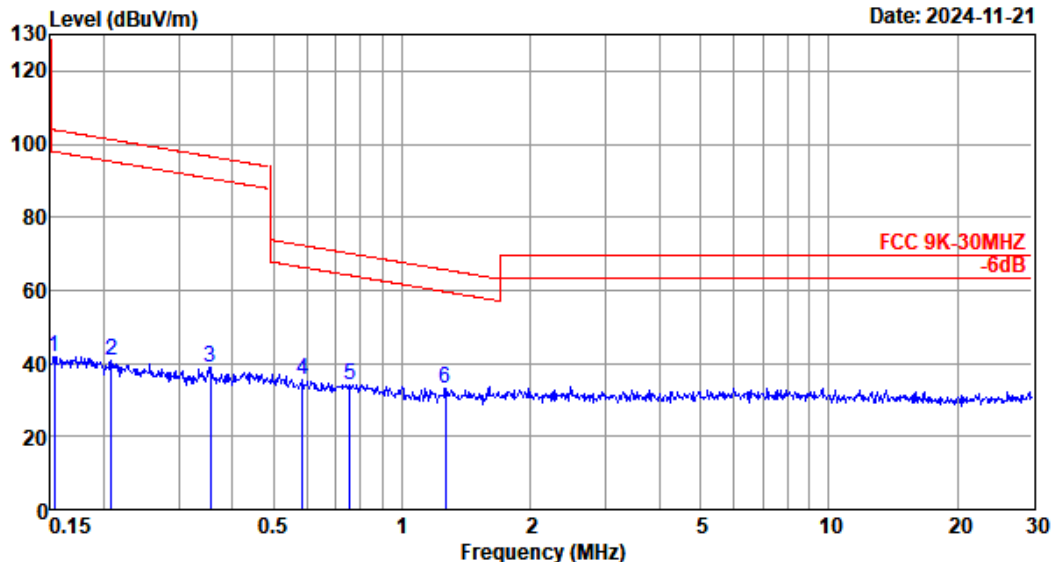
EST Technology

Chilingxiang, Qishantou, Santun,
Houjie, Dongguan, Guangdong, China
Tel: +86-769-83081888
Fax: +86-769-83081878

Data: 14

File: \\EMC-966-2\test data\2024\RF\A\ANKER\A1654.EM6 (32)

Date: 2024-11-21



Site no. : 2# 966 chamber Data no. : 14
Dis. / Ant. : 3m FMZB 1519B Ant. pol. : COPLANAR
Limit : FCC 9K-30MHZ
Env. / Ins. : Temp:24.6°C;Humi:51%;Press:101.52kPa
Engineer : Marker
EUT : Anker MagGo Power Bank (10K)
Power : DC 7.7V From Battery
M/N : A1654
Test Mode : No Load

	Freq. (MHz)	ANT Factor (dB/m)	Cable Loss (dB)	Reading (dBuV)	Emission Level (dBuV/m)	Limit (dBuV/m)	Margin (dB)	Remark
1	0.15321	20.00	0.03	21.91	41.94	103.90	61.96	Peak
2	0.20833	19.98	0.03	20.59	40.60	101.23	60.63	Peak
3	0.35576	19.94	0.03	19.00	38.97	96.58	57.61	Peak
4	0.58540	19.88	0.07	15.61	35.56	72.25	36.69	Peak
5	0.75493	19.85	0.07	14.27	34.19	70.05	35.86	Peak
6	1.26213	19.83	0.07	13.33	33.23	65.58	32.35	Peak

Remarks: 1. Emission Level= Antenna Factor + Cable Loss + Reading.
2. Margin= Limit - Emission Level.
3. The emission levels that are 20dB below the official limit are not reported.

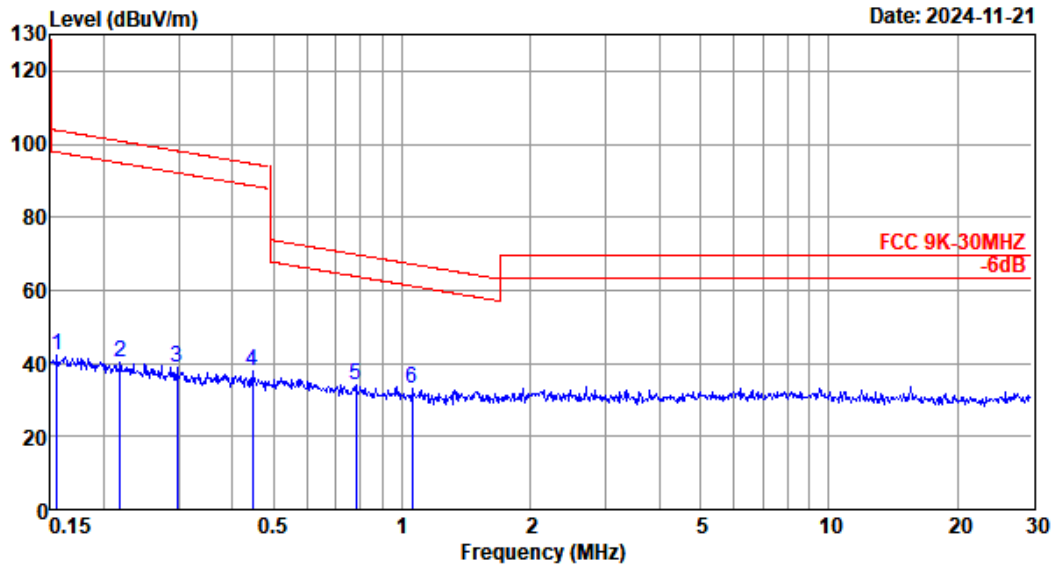
EST Technology

Chilingxiang, Qishantou, Santun,
Houjie, Dongguan, Guangdong, China
Tel: +86-769-83081888
Fax: +86-769-83081878

Data: 15

File: \\EMC-966-2\test data\2024\RF\A\ANKER\A1654.EM6 (32)

Date: 2024-11-21



Site no. : 2# 966 chamber Data no. : 15
Dis. / Ant. : 3m FMZB 1519B Ant. pol. : COAXIAL
Limit : FCC 9K-30MHZ
Env. / Ins. : Temp:24.6°C;Humi:51%;Press:101.52kPa
Engineer : Marker
EUT : Anker MagGo Power Bank (10K)
Power : DC 7.7V From Battery
M/N : A1654
Test Mode : No Load

	Freq. (MHz)	ANT Factor (dB/m)	Cable Loss (dB)	Reading (dBuV)	Emission Level (dBuV/m)	Limit (dBuV/m)	Margin (dB)	Remark
1	0.15567	20.00	0.03	22.12	42.15	103.76	61.61	Peak
2	0.21851	19.98	0.03	20.09	40.10	100.81	60.71	Peak
3	0.29711	19.95	0.03	18.81	38.79	98.15	59.36	Peak
4	0.44679	19.91	0.03	17.75	37.69	94.60	56.91	Peak
5	0.77931	19.84	0.07	14.34	34.25	69.77	35.52	Peak
6	1.05407	19.81	0.07	13.34	33.22	67.15	33.93	Peak

Remarks: 1. Emission Level= Antenna Factor + Cable Loss + Reading.
2. Margin= Limit - Emission Level.
3. The emission levels that are 20dB below the official limit are not reported.

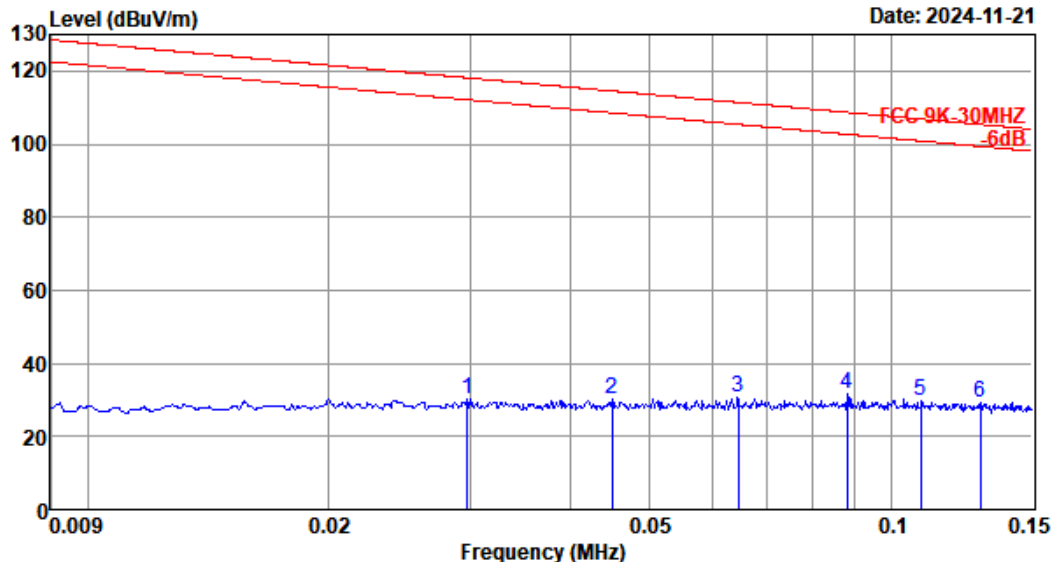
EST Technology

Chilingxiang, Qishantou, Santun,
Houjie, Dongguan, Guangdong, China
Tel: +86-769-83081888
Fax: +86-769-83081878

Data: 16

File: \\EMC-966-2\test data\2024\RF\A\ANKER\A1654.EM6 (32)

Date: 2024-11-21



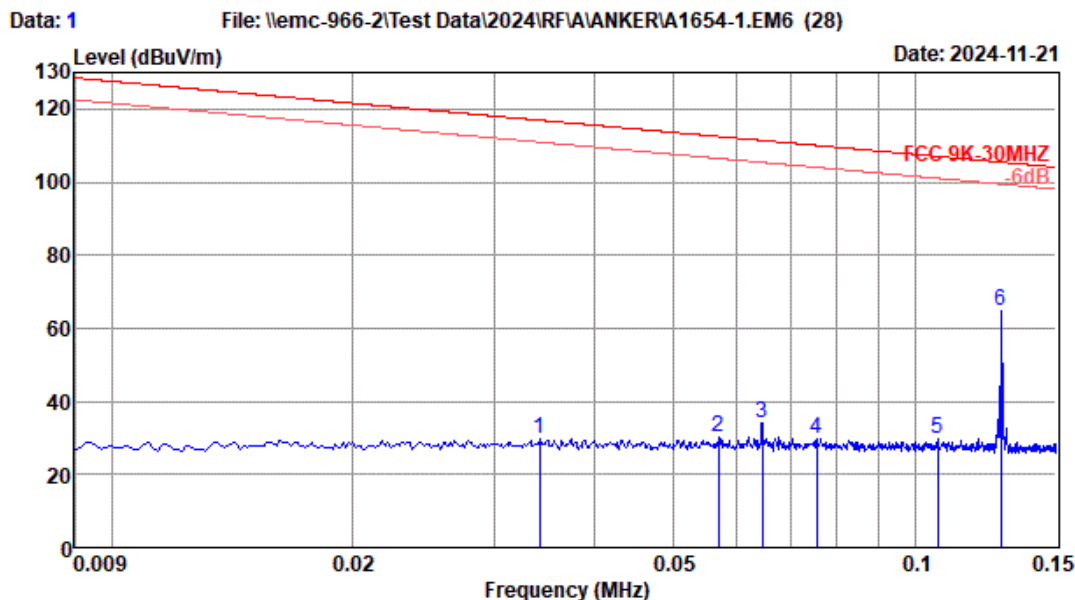
Site no. : 2# 966 chamber Data no. : 16
Dis. / Ant. : 3m FMZB 1519B Ant. pol. : COAXIAL
Limit : FCC 9K-30MHZ
Env. / Ins. : Temp:24.6°C;Humi:51%;Press:101.52kPa
Engineer : Marker
EUT : Anker MagGo Power Bank (10K)
Power : DC 7.7V From Battery
M/N : A1654
Test Mode : No Load

	Freq. (MHz)	ANT Factor (dB/m)	Cable Loss (dB)	Reading (dBuV)	Emission Level (dBuV/m)	Limit (dBuV/m)	Margin (dB)	Remark
1	0.02973	19.80	0.03	10.54	30.37	118.14	87.77	Peak
2	0.04496	19.80	0.03	10.47	30.30	114.55	84.25	Peak
3	0.06455	19.80	0.03	11.00	30.83	111.41	80.58	Peak
4	0.08824	19.90	0.03	11.58	31.51	108.69	77.18	Peak
5	0.10897	19.90	0.03	9.74	29.67	106.86	77.19	Peak
6	0.12913	20.10	0.03	9.24	29.37	105.38	76.01	Peak

Remarks: 1. Emission Level= Antenna Factor + Cable Loss + Reading.
2. Margin= Limit - Emission Level.
3. The emission levels that are 20dB below the official limit are not reported.

EST Technology

Chilingxiang, Qishantou, Santun,
Houjie, Dongguan, Guangdong, China
Tel: +86-769-83081888
Fax: +86-769-83081878



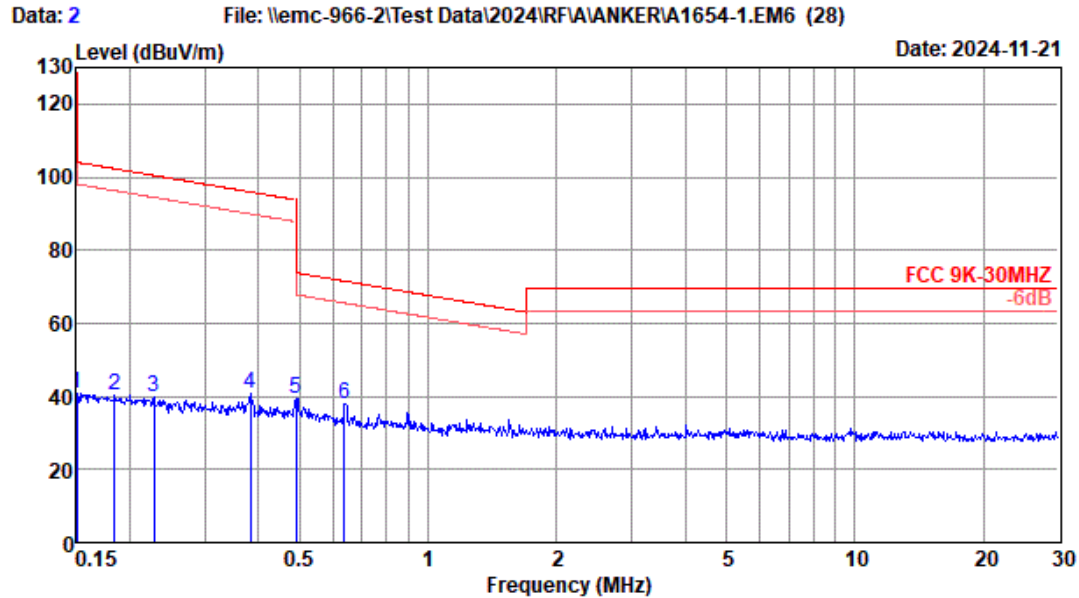
Site no. : 2# 966 chamber Data no. : 1
Dis. / Ant. : 3m FMZB 1519B Ant. pol. : COAXIAL
Limit : FCC 9K-30MHz
Env. / Ins. : Temp:24.6°C;Humi:51%;Press:101.52kPa
Engineer : Marker
EUT : Anker MagGo Power Bank (10K)
Power : DC 9V From Adapter Input AC 120V/60Hz
M/N : A1654
Test Mode : TX Mode
5W(Full Load)

	Freq. (MHz)	ANT Factor (dB/m)	Cable Loss (dB)	Reading (dBuV)	Emission Level (dBuV/m)	Limit (dBuV/m)	Margin (dB)	Remark
1	0.03410	19.80	0.03	10.12	29.95	116.95	87.00	Peak
2	0.05694	19.80	0.03	10.25	30.08	112.50	82.42	Peak
3	0.06455	19.80	0.03	14.37	34.20	111.41	77.21	Peak
4	0.07555	19.80	0.03	9.89	29.72	110.04	80.32	Peak
5	0.10671	19.90	0.03	9.72	29.65	107.04	77.39	Peak
6	0.12800	20.10	0.03	44.77	64.90	105.46	40.56	Peak

Remarks: 1. Emission Level= Antenna Factor + Cable Loss + Reading.
2. Margin= Limit - Emission Level.
3. The emission levels that are 20dB below the official limit are not reported.

EST Technology

Chilingxiang, Qishantou, Santun,
Houjie, Dongguan, Guangdong, China
Tel: +86-769-83081888
Fax: +86-769-83081878



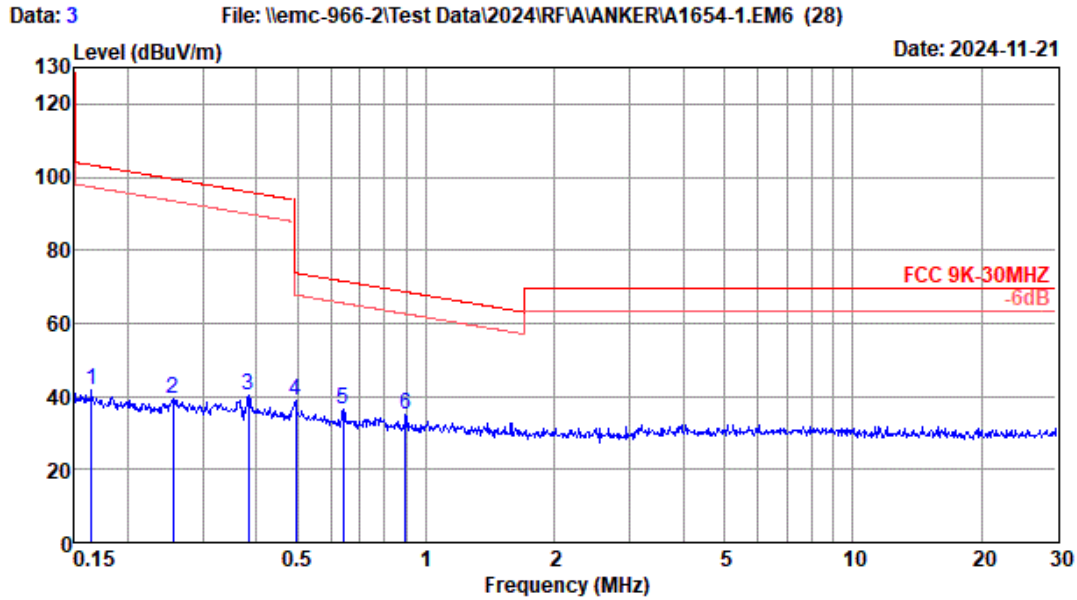
Site no. : 2# 966 chamber Data no. : 2
Dis. / Ant. : 3m FMZB 1519B Ant. pol. : COAXIAL
Limit : FCC 9K-30MHZ
Env. / Ins. : Temp:24.6°C;Humi:51%;Press:101.52kPa
Engineer : Marker
EUT : Anker MagGo Power Bank (10K)
Power : DC 9V From Adapter Input AC 120V/60Hz
M/N : A1654
Test Mode : TX Mode
5W(Full Load)

	Freq. (MHz)	ANT Factor (dB/m)	Cable Loss (dB)	Reading (dBuV)	Emission Level (dBuV/m)	Limit (dBuV/m)	Margin (dB)	Remark
1	0.15000	20.00	0.03	20.76	40.79	104.08	63.29	Peak
2	0.18443	19.99	0.03	20.19	40.21	102.29	62.08	Peak
3	0.22797	19.98	0.03	19.63	39.64	100.45	60.81	Peak
4	0.38315	19.94	0.03	20.77	40.74	95.94	55.20	Peak
5	0.49150	19.90	0.03	19.59	39.52	73.77	34.25	Peak
6	0.63720	19.87	0.07	18.16	38.10	71.52	33.42	Peak

Remarks: 1. Emission Level= Antenna Factor + Cable Loss + Reading.
2. Margin= Limit - Emission Level.
3. The emission levels that are 20dB below the official limit are not reported.

EST Technology

Chilingxiang, Qishantou, Santun,
Houjie, Dongguan, Guangdong, China
Tel: +86-769-83081888
Fax: +86-769-83081878



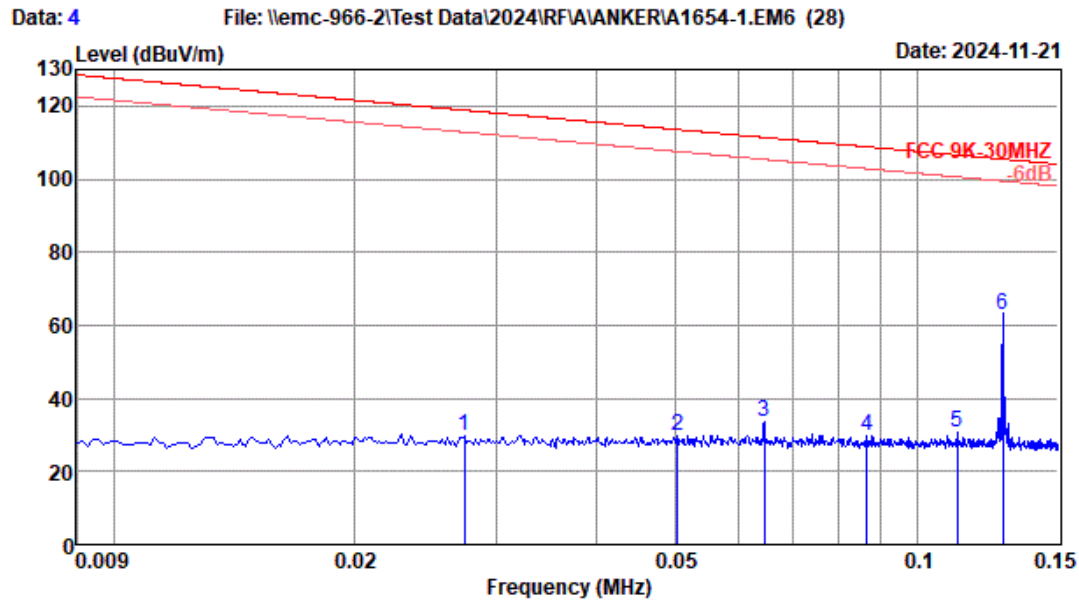
Site no. : 2# 966 chamber Data no. : 3
Dis. / Ant. : 3m FMZB 1519B Ant. pol. : COPLANAR
Limit : FCC 9K-30MHZ
Env. / Ins. : Temp:24.6°C;Humi:51%;Press:101.52kPa
Engineer : Marker
EUT : Anker MagGo Power Bank (10K)
Power : DC 9V From Adapter Input AC 120V/60Hz
M/N : A1654
Test Mode : TX Mode
5W(Full Load)

	Freq. (MHz)	ANT Factor (dB/m)	Cable Loss (dB)	Reading (dBuV)	Emission Level (dBuV/m)	Limit (dBuV/m)	Margin (dB)	Remark
1	0.16414	20.00	0.03	21.62	41.65	103.30	61.65	Peak
2	0.25480	19.97	0.03	19.42	39.42	99.48	60.06	Peak
3	0.38315	19.94	0.03	20.32	40.29	95.94	55.65	Peak
4	0.49411	19.90	0.03	18.86	38.79	73.73	34.94	Peak
5	0.64058	19.87	0.07	16.33	36.27	71.47	35.20	Peak
6	0.89441	19.82	0.07	14.97	34.86	68.57	33.71	Peak

Remarks: 1. Emission Level= Antenna Factor + Cable Loss + Reading.
2. Margin= Limit - Emission Level.
3. The emission levels that are 20dB below the official limit are not reported.

EST Technology

Chilingxiang, Qishantou, Santun,
Houjie, Dongguan, Guangdong, China
Tel: +86-769-83081888
Fax: +86-769-83081878



Site no. : 2# 966 chamber Data no. : 4
Dis. / Ant. : 3m FM2B 1519B Ant. pol. : COPLANAR
Limit : FCC 9K-30MHz
Env. / Ins. : Temp:24.6°C;Humi:51%;Press:101.52kPa
Engineer : Marker
EUT : Anker MagGo Power Bank (10K)
Power : DC 9V From Adapter Input AC 120V/60Hz
M/N : A1654
Test Mode : TX Mode
5W(Full Load)

	Freq. (MHz)	ANT Factor (dB/m)	Cable Loss (dB)	Reading (dBuV)	Emission Level (dBuV/m)	Limit (dBuV/m)	Margin (dB)	Remark
1	0.02733	19.80	0.03	9.86	29.69	118.87	89.18	Peak
2	0.05031	19.80	0.03	10.02	29.85	113.57	83.72	Peak
3	0.06455	19.80	0.03	13.67	33.50	111.41	77.91	Peak
4	0.08655	19.90	0.03	9.70	29.63	108.86	79.23	Peak
5	0.11221	19.90	0.03	10.59	30.52	106.60	76.08	Peak
6	0.12800	20.10	0.03	42.72	62.85	105.46	42.61	Peak

Remarks: 1. Emission Level= Antenna Factor + Cable Loss + Reading.
2. Margin= Limit - Emission Level.
3. The emission levels that are 20dB below the official limit are not reported.

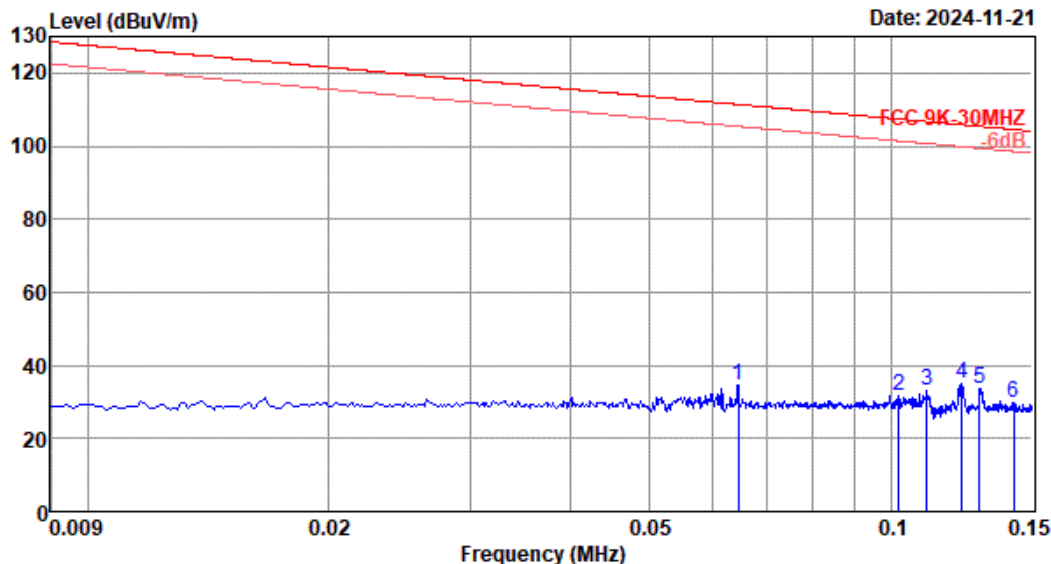
EST Technology

Chilingxiang, Qishantou, Santun,
Houjie, Dongguan, Guangdong, China
Tel: +86-769-83081888
Fax: +86-769-83081878

Data: 5

File: \\emc-966-2\Test Data\2024\RF\AIANKER\A1654-1.EM6 (28)

Date: 2024-11-21



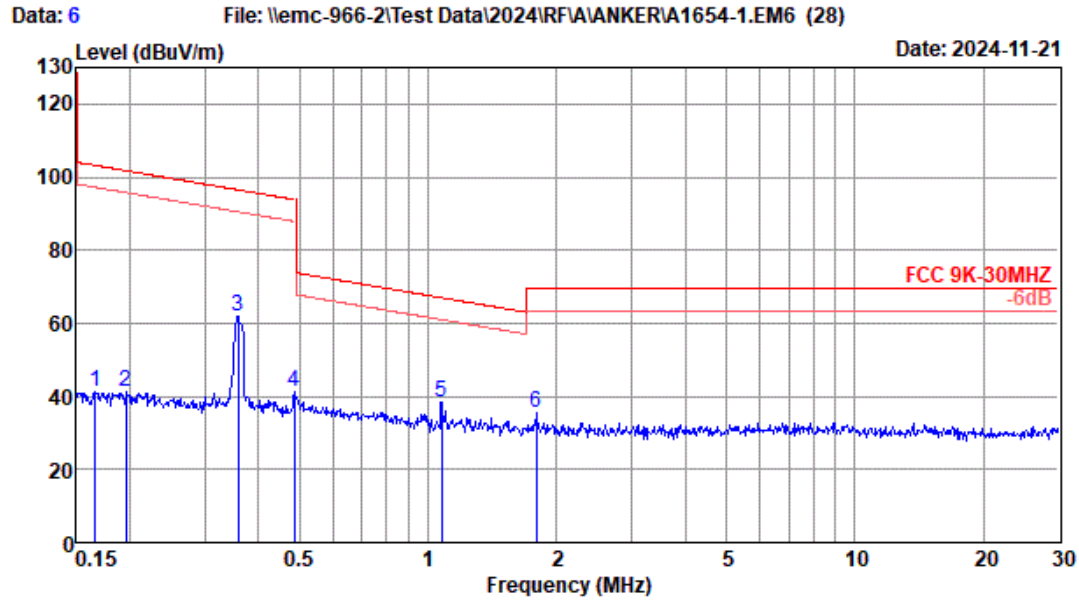
Site no. : 2# 966 chamber Data no. : 5
Dis. / Ant. : 3m FM2B 1519B Ant. pol. : COPLANAR
Limit : FCC 9K-30MHz
Env. / Ins. : Temp:24.6°C;Humi:51%;Press:101.52kPa
Engineer : Marker
EUT : Anker MagGo Power Bank (10K)
Power : DC 9V From Adapter Input AC 120V/60Hz
M/N : A1654
Test Mode : TX Mode
15W(Full Load)

	Freq. (MHz)	ANT Factor (dB/m)	Cable Loss (dB)	Reading (dBuV)	Emission Level (dBuV/m)	Limit (dBuV/m)	Margin (dB)	Remark
1	0.06455	19.80	0.03	14.63	34.46	111.41	76.95	Peak
2	0.10234	19.90	0.03	11.72	31.65	107.40	75.75	Peak
3	0.11080	19.90	0.03	13.06	32.99	106.71	73.72	Peak
4	0.12251	20.10	0.03	14.78	34.91	105.84	70.93	Peak
5	0.12899	20.10	0.03	13.26	33.39	105.39	72.00	Peak
6	0.14210	20.10	0.03	9.60	29.73	104.55	74.82	Peak

Remarks: 1. Emission Level= Antenna Factor + Cable Loss + Reading.
2. Margin= Limit - Emission Level.
3. The emission levels that are 20dB below the official limit are not reported.

EST Technology

Chilingxiang, Qishantou, Santun,
Houjie, Dongguan, Guangdong, China
Tel: +86-769-83081888
Fax: +86-769-83081878



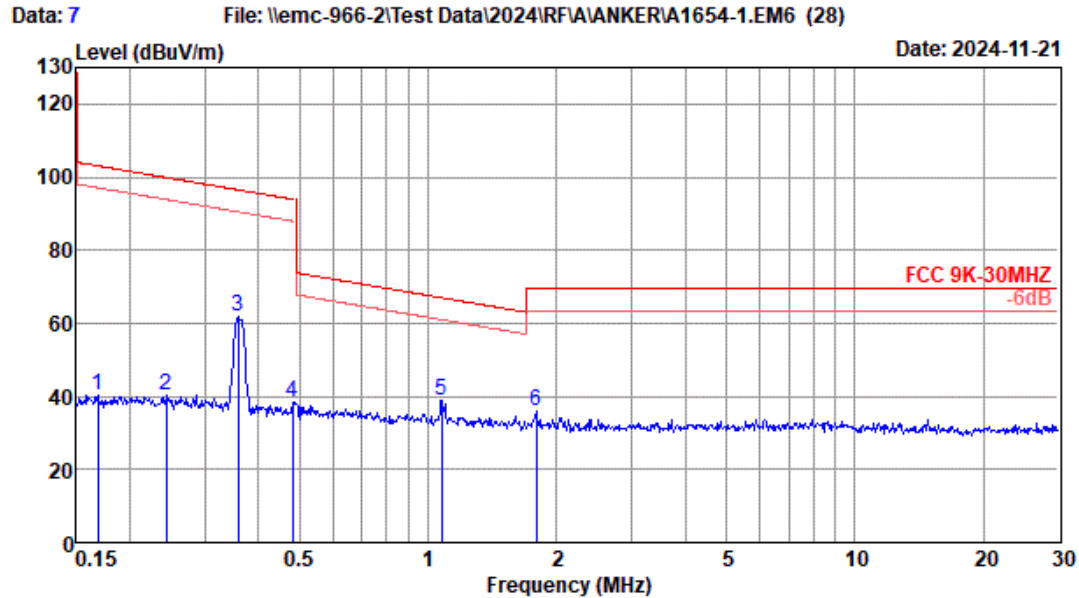
Site no. : 2# 966 chamber Data no. : 6
Dis. / Ant. : 3m FMZB 1519B Ant. pol. : COPLANAR
Limit : FCC 9K-30MHz
Env. / Ins. : Temp:24.6°C;Humi:51%;Press:101.52kPa
Engineer : Marker
EUT : Anker MagGo Power Bank (10K)
Power : DC 9V From Adapter Input AC 120V/60Hz
M/N : A1654
Test Mode : TX Mode
15W(Full Load)

	Freq. (MHz)	ANT Factor (dB/m)	Cable Loss (dB)	Reading (dBuV)	Emission Level (dBuV/m)	Limit (dBuV/m)	Margin (dB)	Remark
1	0.16589	20.00	0.03	21.09	41.12	103.21	62.09	Peak
2	0.19550	19.99	0.03	21.42	41.44	101.78	60.34	Peak
3	0.35955	19.94	0.03	41.82	61.79	96.49	34.70	Peak
4	0.48632	19.90	0.03	21.09	41.02	93.87	52.85	Peak
5	1.07665	19.81	0.07	18.60	38.48	66.96	28.48	Peak
6	1.79050	19.88	0.10	15.45	35.43	69.54	34.11	Peak

Remarks: 1. Emission Level= Antenna Factor + Cable Loss + Reading.
2. Margin= Limit - Emission Level.
3. The emission levels that are 20dB below the official limit are not reported.

EST Technology

Chilingxiang, Qishantou, Santun,
Houjie, Dongguan, Guangdong, China
Tel: +86-769-83081888
Fax: +86-769-83081878



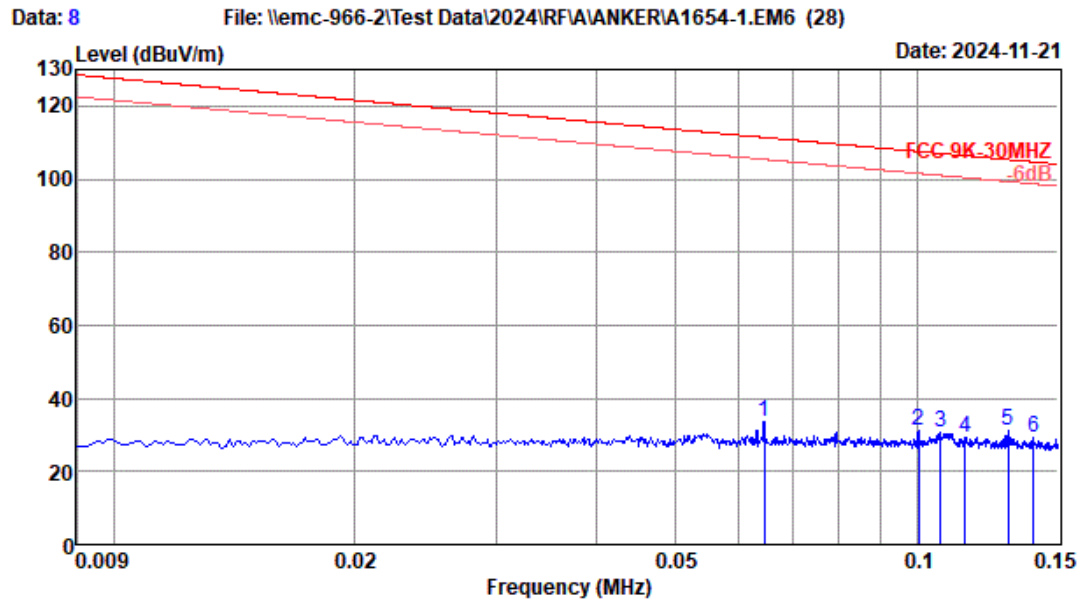
Site no. : 2# 966 chamber Data no. : 7
Dis. / Ant. : 3m FMZB 1519B Ant. pol. : COAXIAL
Limit : FCC 9K-30MHz
Env. / Ins. : Temp:24.6°C;Humi:51%;Press:101.52kPa
Engineer : Marker
EUT : Anker MagGo Power Bank (10K)
Power : DC 9V From Adapter Input AC 120V/60Hz
M/N : A1654
Test Mode : TX Mode
15W(Full Load)

	Freq. (MHz)	ANT Factor (dB/m)	Cable Loss (dB)	Reading (dBuV)	Emission Level (dBuV/m)	Limit (dBuV/m)	Margin (dB)	Remark
1	0.16854	20.00	0.03	20.24	40.27	103.07	62.80	Peak
2	0.24293	19.97	0.03	20.15	40.15	99.89	59.74	Peak
3	0.35955	19.94	0.03	41.95	61.92	96.49	34.57	Peak
4	0.48119	19.90	0.03	18.49	38.42	93.96	55.54	Peak
5	1.07665	19.81	0.07	19.19	39.07	66.96	27.89	Peak
6	1.79050	19.88	0.10	16.23	36.21	69.54	33.33	Peak

Remarks: 1. Emission Level= Antenna Factor + Cable Loss + Reading.
2. Margin= Limit - Emission Level.
3. The emission levels that are 20dB below the official limit are not reported.

EST Technology

Chilingxiang, Qishantou, Santun,
Houjie, Dongguan, Guangdong, China
Tel: +86-769-83081888
Fax: +86-769-83081878



Site no. : 2# 966 chamber Data no. : 8
Dis. / Ant. : 3m FM2B 1519B Ant. pol. : COAXIAL
Limit : FCC 9K-30MHz
Env. / Ins. : Temp:24.6°C;Humi:51%;Press:101.52kPa
Engineer : Marker
EUT : Anker MagGo Power Bank (10K)
Power : DC 9V From Adapter Input AC 120V/60Hz
M/N : A1654
Test Mode : TX Mode
15W(Full Load)

	Freq. (MHz)	ANT Factor (dB/m)	Cable Loss (dB)	Reading (dBuV)	Emission Level (dBuV/m)	Limit (dBuV/m)	Margin (dB)	Remark
1	0.06455	19.80	0.03	13.77	33.60	111.41	77.81	Peak
2	0.10051	19.90	0.03	11.32	31.25	107.56	76.31	Peak
3	0.10714	19.90	0.03	10.58	30.51	107.01	76.50	Peak
4	0.11489	20.10	0.03	9.30	29.43	106.40	76.97	Peak
5	0.12984	20.10	0.03	11.07	31.20	105.34	74.14	Peak
6	0.13985	20.10	0.03	9.37	29.50	104.69	75.19	Peak

Remarks: 1. Emission Level= Antenna Factor + Cable Loss + Reading.
2. Margin= Limit - Emission Level.
3. The emission levels that are 20dB below the official limit are not reported.

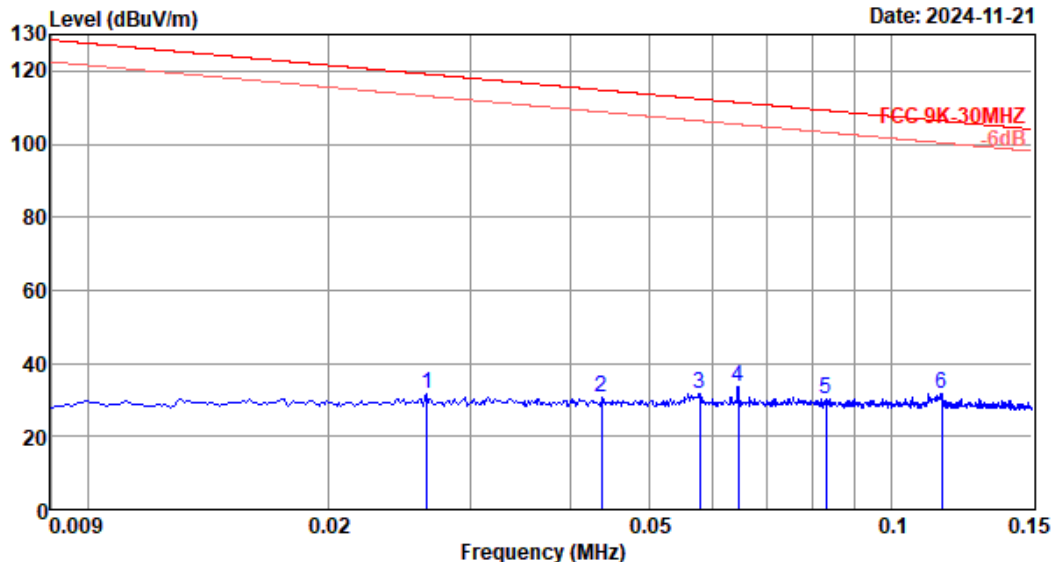
EST Technology

Chilingxiang, Qishantou, Santun,
Houjie, Dongguan, Guangdong, China
Tel: +86-769-83081888
Fax: +86-769-83081878

Data: 9

File: \\emc-966-2\Test Data\2024\RF\ANKER\A1654-1.EM6 (28)

Date: 2024-11-21



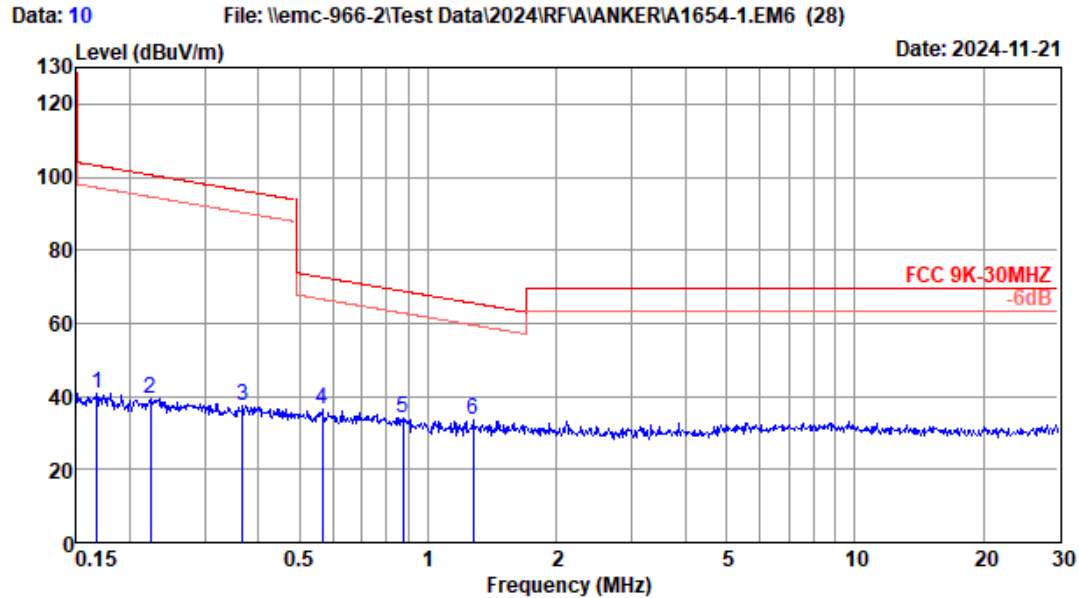
Site no. : 2# 966 chamber Data no. : 9
Dis. / Ant. : 3m FM2B 1519B Ant. pol. : COAXIAL
Limit : FCC 9K-30MHz
Env. / Ins. : Temp:24.6°C;Humi:51%;Press:101.52kPa
Engineer : Marker
EUT : Anker MagGo Power Bank (10K)
Power : DC 9V From Adapter Input AC 120V/60Hz
M/N : A1654
Test Mode : No Load

	Freq. (MHz)	ANT Factor (dB/m)	Cable Loss (dB)	Reading (dBuV)	Emission Level (dBuV/m)	Limit (dBuV/m)	Margin (dB)	Remark
1	0.02648	19.80	0.03	11.69	31.52	119.14	87.62	Peak
2	0.04369	19.80	0.03	10.98	30.81	114.80	83.99	Peak
3	0.05779	19.80	0.03	11.93	31.76	112.37	80.61	Peak
4	0.06455	19.80	0.03	13.90	33.73	111.41	77.68	Peak
5	0.08302	19.80	0.03	10.50	30.33	109.22	78.89	Peak
6	0.11574	20.10	0.03	11.54	31.67	106.33	74.66	Peak

Remarks: 1. Emission Level= Antenna Factor + Cable Loss + Reading.
2. Margin= Limit - Emission Level.
3. The emission levels that are 20dB below the official limit are not reported.

EST Technology

Chilingxiang, Qishantou, Santun,
Houjie, Dongguan, Guangdong, China
Tel: +86-769-83081888
Fax: +86-769-83081878



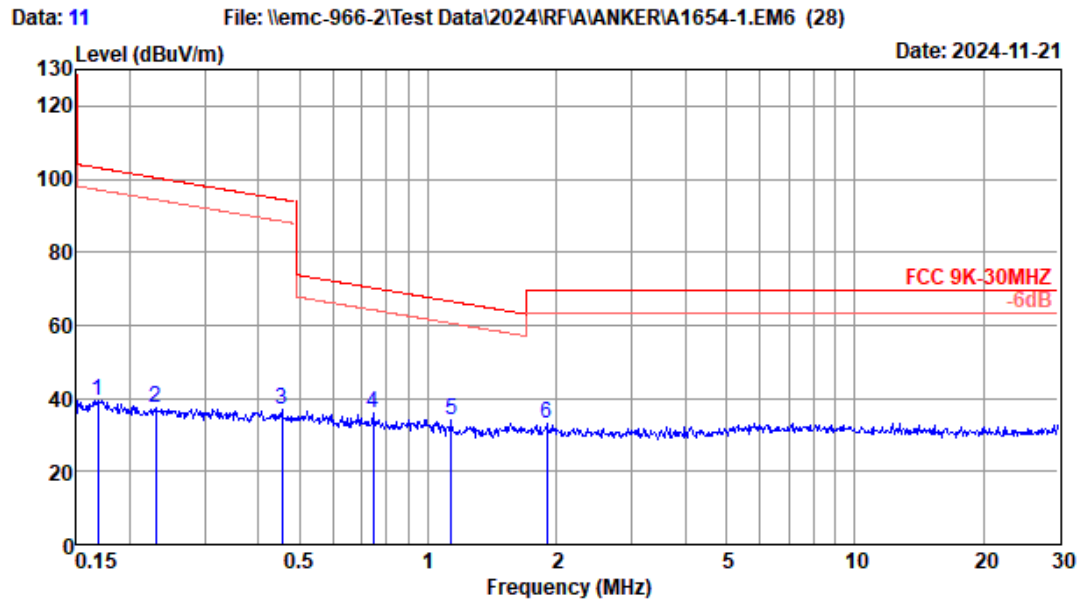
Site no. : 2# 966 chamber Data no. : 10
Dis. / Ant. : 3m FMZB 1519B Ant. pol. : COAXIAL
Limit : FCC 9K-30MHZ
Env. / Ins. : Temp:24.6°C;Humi:51%;Press:101.52kPa
Engineer : Marker
EUT : Anker MagGo Power Bank (10K)
Power : DC 9V From Adapter Input AC 120V/60Hz
M/N : A1654
Test Mode : No Load

	Freq. (MHz)	ANT Factor (dB/m)	Cable Loss (dB)	Reading (dBuV)	Emission Level (dBuV/m)	Limit (dBuV/m)	Margin (dB)	Remark
1	0.16765	20.00	0.03	20.85	40.88	103.12	62.24	Peak
2	0.22319	19.98	0.03	19.33	39.34	100.63	61.29	Peak
3	0.36725	19.94	0.03	17.37	37.34	96.30	58.96	Peak
4	0.56409	19.88	0.07	16.42	36.37	72.58	36.21	Peak
5	0.87566	19.82	0.07	14.38	34.27	68.76	34.49	Peak
6	1.27558	19.83	0.07	13.77	33.67	65.49	31.82	Peak

Remarks: 1. Emission Level= Antenna Factor + Cable Loss + Reading.
2. Margin= Limit - Emission Level.
3. The emission levels that are 20dB below the official limit are not reported.

EST Technology

Chilingxiang, Qishantou, Santun,
Houjie, Dongguan, Guangdong, China
Tel: +86-769-83081888
Fax: +86-769-83081878



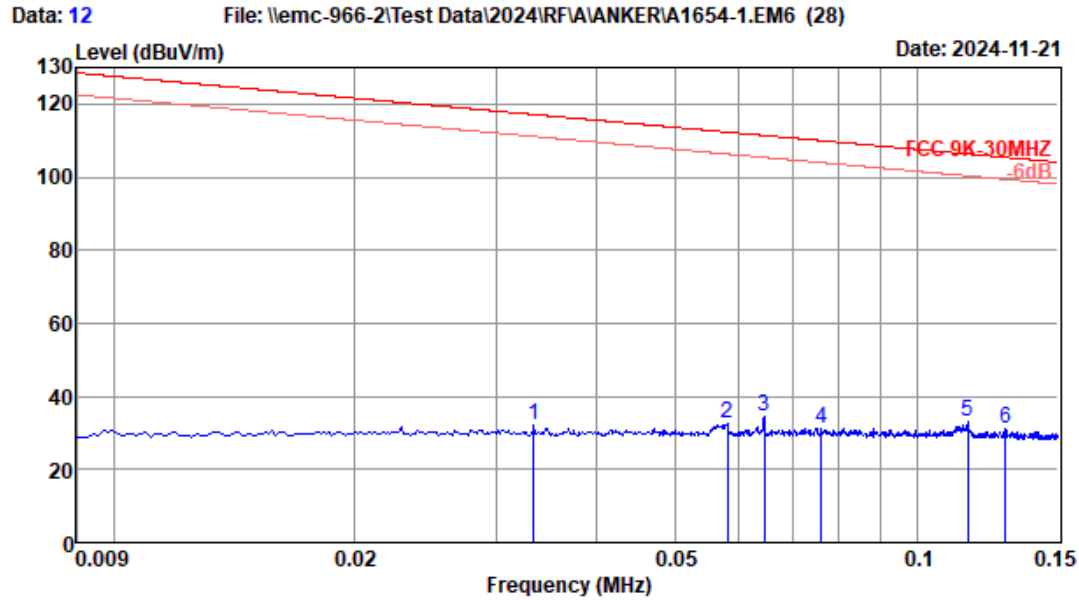
Site no. : 2# 966 chamber Data no. : 11
Dis. / Ant. : 3m FMZB 1519B Ant. pol. : COPLANAR
Limit : FCC 9K-30MHz
Env. / Ins. : Temp:24.6°C;Humi:51%;Press:101.52kPa
Engineer : Marker
EUT : Anker MagGo Power Bank (10K)
Power : DC 9V From Adapter Input AC 120V/60Hz
M/N : A1654
Test Mode : No Load

	Freq. (MHz)	ANT Factor (dB/m)	Cable Loss (dB)	Reading (dBuV)	Emission Level (dBuV/m)	Limit (dBuV/m)	Margin (dB)	Remark
1	0.16854	20.00	0.03	19.40	39.43	103.07	63.64	Peak
2	0.23040	19.98	0.03	17.42	37.43	100.35	62.92	Peak
3	0.45395	19.91	0.03	16.76	36.70	94.46	57.76	Peak
4	0.74302	19.85	0.07	15.88	35.80	70.18	34.38	Peak
5	1.13523	19.81	0.07	14.40	34.28	66.50	32.22	Peak
6	1.89795	19.89	0.10	13.32	33.31	69.54	36.23	Peak

Remarks: 1. Emission Level= Antenna Factor + Cable Loss + Reading.
2. Margin= Limit - Emission Level.
3. The emission levels that are 20dB below the official limit are not reported.

EST Technology

Chilingxiang, Qishantou, Santun,
Houjie, Dongguan, Guangdong, China
Tel: +86-769-83081888
Fax: +86-769-83081878



Site no. : 2# 966 chamber Data no. : 12
Dis. / Ant. : 3m FMZB 1519B Ant. pol. : COPLANAR
Limit : FCC 9K-30MHz
Env. / Ins. : Temp:24.6°C;Humi:51%;Press:101.52kPa
Engineer : Marker
EUT : Anker MagGo Power Bank (10K)
Power : DC 9V From Adapter Input AC 120V/60Hz
M/N : A1654
Test Mode : No Load

	Freq. (MHz)	ANT Factor (dB/m)	Cable Loss (dB)	Reading (dBuV)	Emission Level (dBuV/m)	Limit (dBuV/m)	Margin (dB)	Remark
1	0.03339	19.80	0.03	12.15	31.98	117.13	85.15	Peak
2	0.05807	19.80	0.03	12.67	32.50	112.33	79.83	Peak
3	0.06455	19.80	0.03	14.69	34.52	111.41	76.89	Peak
4	0.07612	19.80	0.03	11.54	31.37	109.97	78.60	Peak
5	0.11560	20.10	0.03	12.75	32.88	106.35	73.47	Peak
6	0.12899	20.10	0.03	11.04	31.17	105.39	74.22	Peak

Remarks: 1. Emission Level= Antenna Factor + Cable Loss + Reading.
2. Margin= Limit - Emission Level.
3. The emission levels that are 20dB below the official limit are not reported.

Radiated Emission Above 30MHz

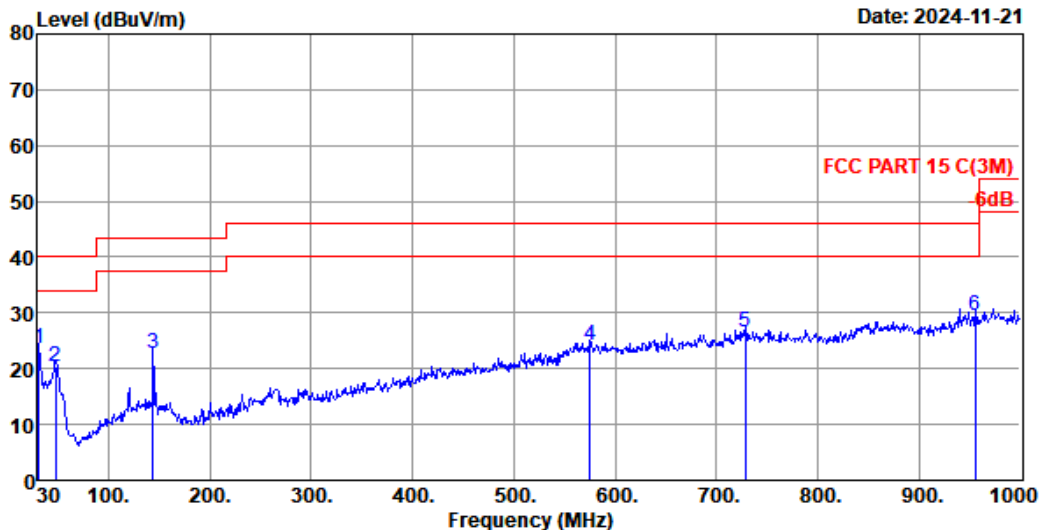
EST Technology

Chilingxiang, Qishantou, Santun,
Houjie, Dongguan, Guangdong, China
Tel: +86-769-83081888
Fax: +86-769-83081878

Data: 1

File: \\EMC-966-2\\test data\\2024\\RF\\A\\ANKER\\A1654.EM6 (32)

Date: 2024-11-21



Site no. : 2# 966 chamber Data no. : 1
Dis. / Ant. : 3m 47018 Ant. pol. : VERTICAL
Limit : FCC PART 15 C(3M)
Env. / Ins. : Temp:24.6°C;Humi:51%;Press:101.52kPa
Engineer : Marker
EUT : Anker MagGo Power Bank (10K)
Power : DC 7.7V From Battery
M/N : A1654
Test Mode : TX Mode
5W(Full Load)

	Freq. (MHz)	ANT Factor (dB/m)	Cable Loss (dB)	Reading (dBuV)	Emission Level (dBuV/m)	Limit (dBuV/m)	Margin (dB)	Remark
1	30.97	18.30	0.63	4.55	23.48	40.00	16.52	QP
2	47.46	9.90	0.78	9.65	20.33	40.00	19.67	QP
3	143.49	11.85	1.51	9.50	22.86	43.50	20.64	QP
4	575.14	20.00	3.49	0.74	24.23	46.00	21.77	QP
5	728.40	21.17	3.91	1.40	26.48	46.00	19.52	QP
6	955.38	24.40	4.58	0.68	29.66	46.00	16.34	QP

Remarks: 1. Emission Level= Antenna Factor + Cable Loss + Reading.
2. Margin= Limit - Emission Level.
3. The emission levels that are 20dB below the official limit are not reported.

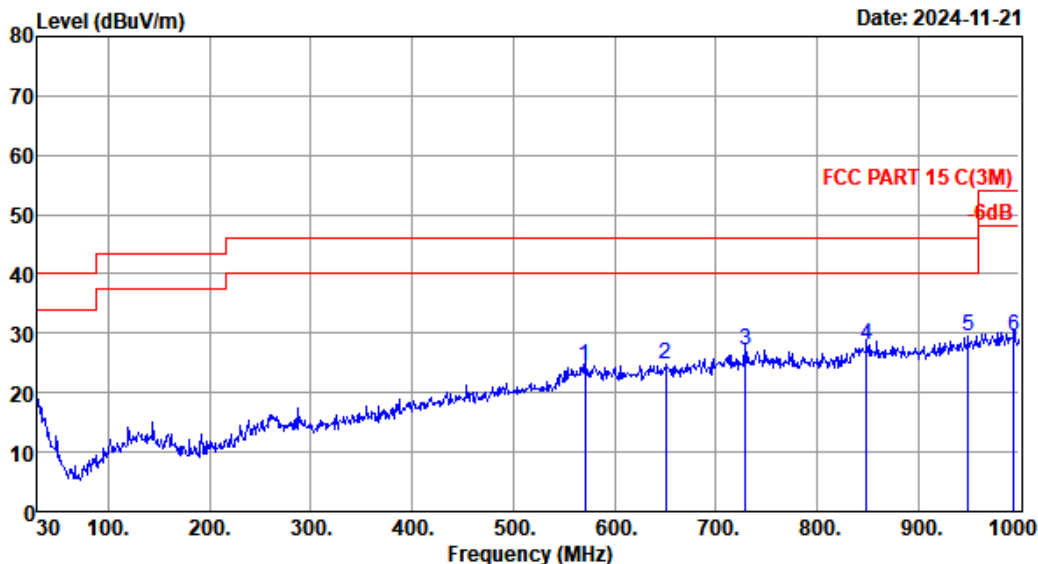
EST Technology

Chilingxiang, Qishantou, Santun,
Houjie, Dongguan, Guangdong, China
Tel: +86-769-83081888
Fax: +86-769-83081878

Data: 2

File: \\EMC-966-2\test data\2024\RF\ANKER\A1654.EM6 (32)

Date: 2024-11-21



Site no. : 2# 966 chamber Data no. : 2
Dis. / Ant. : 3m 47018 Ant. pol. : HORIZONTAL
Limit : FCC PART 15 C(3M)
Env. / Ins. : Temp:24.6°C;Humi:51%;Press:101.52kPa
Engineer : Marker
EUT : Anker MagGo Power Bank (10K)
Power : DC 7.7V From Battery
M/N : A1654
Test Mode : TX Mode
5W(Full Load)

	Freq. (MHz)	ANT Factor (dB/m)	Cable Loss (dB)	Reading (dBuV)	Emission Level (dBuV/m)	Limit (dBuV/m)	Margin (dB)	Remark
1	571.26	20.08	3.47	0.91	24.46	46.00	21.54	QP
2	650.80	20.40	3.78	0.56	24.74	46.00	21.26	QP
3	729.37	21.23	3.91	2.09	27.23	46.00	18.77	QP
4	848.68	22.94	4.05	0.97	27.96	46.00	18.04	QP
5	949.56	24.00	4.55	0.84	29.39	46.00	16.61	QP
6	994.18	23.68	4.82	0.99	29.49	54.00	24.51	QP

Remarks: 1. Emission Level= Antenna Factor + Cable Loss + Reading.
2. Margin= Limit - Emission Level.
3. The emission levels that are 20dB below the official limit are not reported.

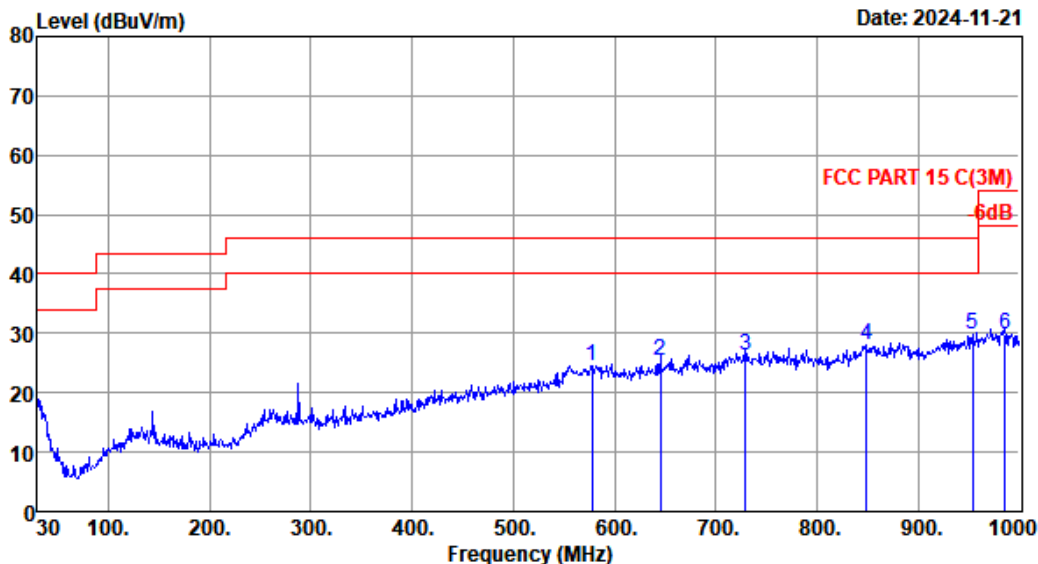
EST Technology

Chilingxiang, Qishantou, Santun,
Houjie, Dongguan, Guangdong, China
Tel:+86-769-83081888
Fax:+86-769-83081878

Data: 3

File: \\EMC-966-2\\test data\\2024\\RFA\\ANKER\\A1654.EM6 (32)

Date: 2024-11-21



Site no. : 2# 966 chamber Data no. : 3
Dis. / Ant. : 3m 47018 Ant. pol. : HORIZONTAL
Limit : FCC PART 15 C(3M)
Env. / Ins. : Temp:24.6°C;Humi:51%;Press:101.52kPa
Engineer : Marker
EUT : Anker MagGo Power Bank (10K)
Power : DC 7.7V From Battery
M/N : A1654
Test Mode : TX Mode
15W(Full Load)

	Freq. (MHz)	ANT Factor (dB/m)	Cable Loss (dB)	Reading (dBuV)	Emission Level (dBuV/m)	Limit (dBuV/m)	Margin (dB)	Remark
1	578.05	20.12	3.51	1.01	24.64	46.00	21.36	QP
2	644.98	20.10	3.76	1.62	25.48	46.00	20.52	QP
3	729.37	21.23	3.91	1.09	26.23	46.00	19.77	QP
4	848.68	22.94	4.05	1.05	28.04	46.00	17.96	QP
5	953.44	24.27	4.57	0.91	29.75	46.00	16.25	QP
6	985.45	24.20	4.77	0.92	29.89	54.00	24.11	QP

Remarks: 1. Emission Level= Antenna Factor + Cable Loss + Reading.
2. Margin= Limit - Emission Level.
3. The emission levels that are 20dB below the official limit are not reported.

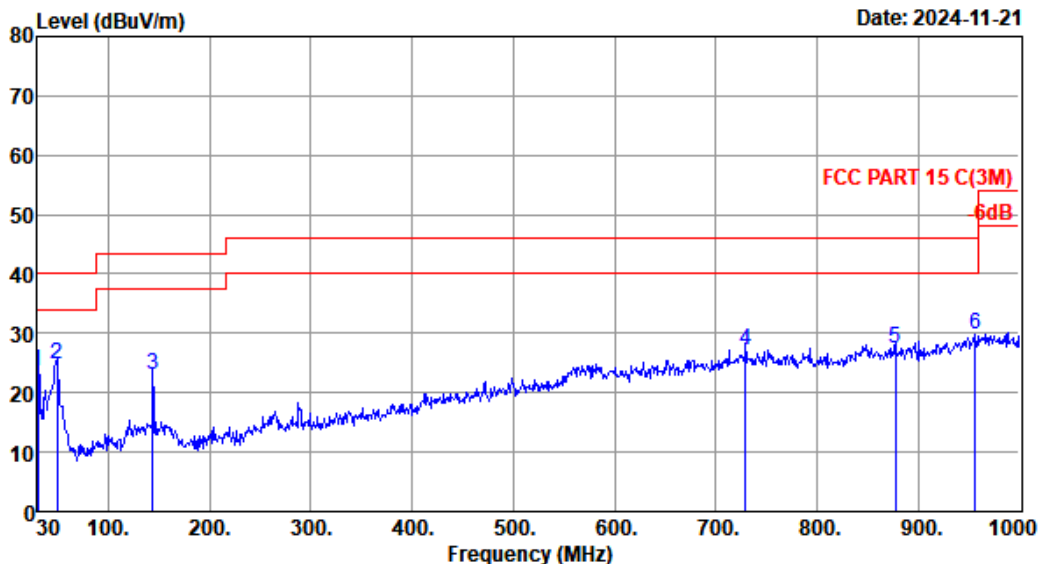
EST Technology

Chilingxiang, Qishantou, Santun,
Houjie, Dongguan, Guangdong, China
Tel: +86-769-83081888
Fax: +86-769-83081878

Data: 4

File: \\EMC-966-2\\test data\\2024\\RFA\\ANKER\\A1654.EM6 (32)

Date: 2024-11-21



Site no. : 2# 966 chamber Data no. : 4
Dis. / Ant. : 3m 47018 Ant. pol. : VERTICAL
Limit : FCC PART 15 C(3M)
Env. / Ins. : Temp:24.6°C;Humi:51%;Press:101.52kPa
Engineer : Marker
EUT : Anker MagGo Power Bank (10K)
Power : DC 7.7V From Battery
M/N : A1654
Test Mode : TX Mode
15W(Full Load)

	Freq. (MHz)	ANT Factor (dB/m)	Cable Loss (dB)	Reading (dBuV)	Emission Level (dBuV/m)	Limit (dBuV/m)	Margin (dB)	Remark
1	30.00	18.70	0.62	4.44	23.76	40.00	16.24	QP
2	49.40	9.20	0.80	14.69	24.69	40.00	15.31	QP
3	143.49	11.85	1.51	9.60	22.96	43.50	20.54	QP
4	729.37	21.23	3.91	2.14	27.28	46.00	18.72	QP
5	877.78	22.94	4.16	0.49	27.59	46.00	18.41	QP
6	956.35	24.34	4.59	0.90	29.83	46.00	16.17	QP

Remarks: 1. Emission Level= Antenna Factor + Cable Loss + Reading.
2. Margin= Limit - Emission Level.
3. The emission levels that are 20dB below the official limit are not reported.

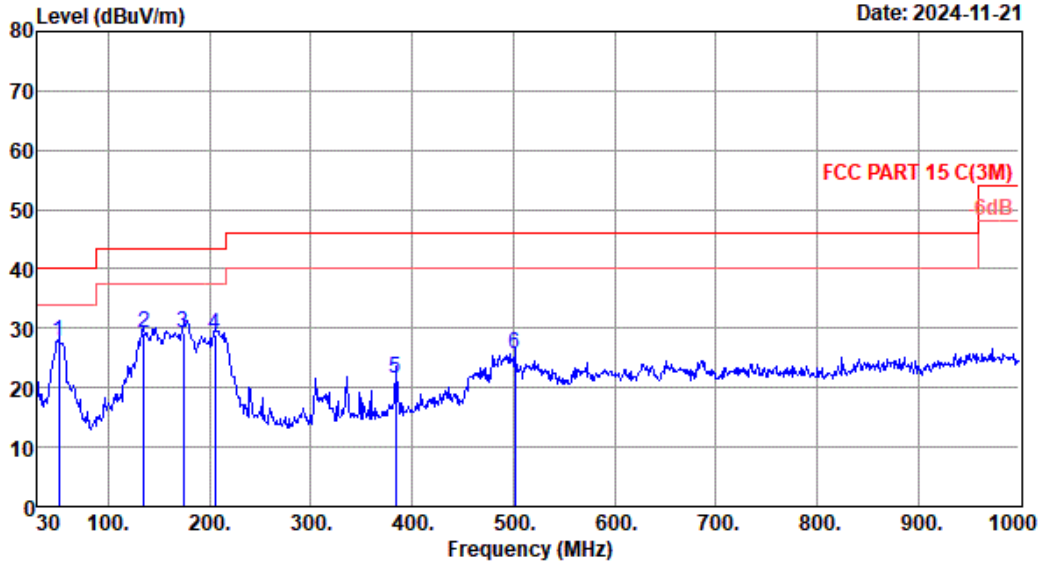
EST Technology

Chilingxiang, Qishantou, Santun,
Houjie, Dongguan, Guangdong, China
Tel: +86-769-83081888
Fax: +86-769-83081878

Data: 13

File: \\emc-966-2\Test Data\2024\RF\ANKER\A1654-1.EM6 (28)

Date: 2024-11-21



Site no. : 2# 966 chamber Data no. : 13
Dis. / Ant. : 3m 47018 Ant. pol. : VERTICAL
Limit : FCC PART 15 C(3M)
Env. / Ins. : Temp:24.6°C;Humi:51%;Press:101.52kPa
Engineer : Marker
EUT : Anker MagGo Power Bank (10K)
Power : DC 9V From Adapter Input AC 120V/60Hz
M/N : A1654
Test Mode : TX Mode
15W(Full Load)

	Freq. (MHz)	ANT Factor (dB/m)	Cable Loss (dB)	Reading (dBuV)	Emission Level (dBuV/m)	Limit (dBuV/m)	Margin (dB)	Remark
1	51.34	8.30	0.82	18.57	27.69	40.00	12.31	QP
2	134.76	12.30	1.46	15.41	29.17	43.50	14.33	QP
3	174.53	9.10	1.67	18.59	29.36	43.50	14.14	QP
4	205.57	8.90	1.80	18.30	29.00	43.50	14.50	QP
5	384.05	15.04	2.51	4.02	21.57	46.00	24.43	QP
6	501.42	17.56	3.09	5.02	25.67	46.00	20.33	QP

Remarks: 1. Emission Level= Antenna Factor + Cable Loss + Reading.
2. Margin= Limit - Emission Level.
3. The emission levels that are 20dB below the official limit are not reported.

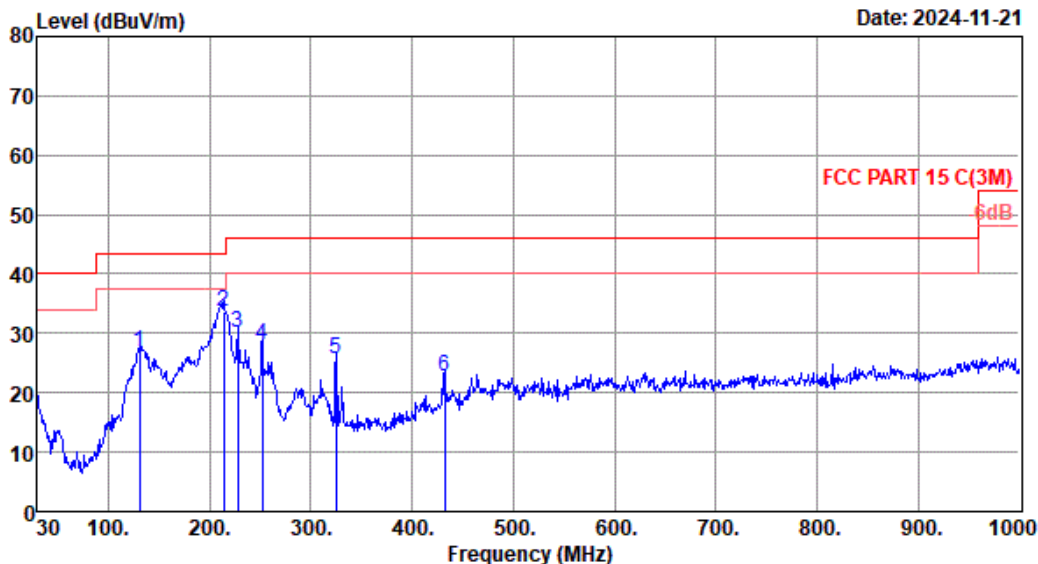
EST Technology

Chilingxiang, Qishantou, Santun,
Houjie, Dongguan, Guangdong, China
Tel: +86-769-83081888
Fax: +86-769-83081878

Data: 14

File: \\emc-966-2\Test Data\2024\RF\ANKER\A1654-1.EM6 (28)

Date: 2024-11-21



Site no. : 2# 966 chamber Data no. : 14
Dis. / Ant. : 3m 47018 Ant. pol. : HORIZONTAL
Limit : FCC PART 15 C(3M)
Env. / Ins. : Temp:24.6°C;Humi:51%;Press:101.52kPa
Engineer : Marker
EUT : Anker MagGo Power Bank (10K)
Power : DC 9V From Adapter Input AC 120V/60Hz
M/N : A1654
Test Mode : TX Mode
 15W(Full Load)

	Freq. (MHz)	ANT Factor (dB/m)	Cable Loss (dB)	Reading (dBuV)	Emission Level (dBuV/m)	Limit (dBuV/m)	Margin (dB)	Remark
1	130.88	12.60	1.43	12.84	26.87	43.50	16.63	QP
2	214.30	8.66	1.83	23.03	33.52	43.50	9.98	QP
3	227.88	9.86	1.89	18.37	30.12	46.00	15.88	QP
4	252.13	12.84	1.98	13.13	27.95	46.00	18.05	QP
5	324.88	13.40	2.31	9.95	25.66	46.00	20.34	QP
6	432.55	16.45	2.73	3.60	22.78	46.00	23.22	QP

Remarks: 1. Emission Level= Antenna Factor + Cable Loss + Reading.
2. Margin= Limit - Emission Level.
3. The emission levels that are 20dB below the official limit are not reported.

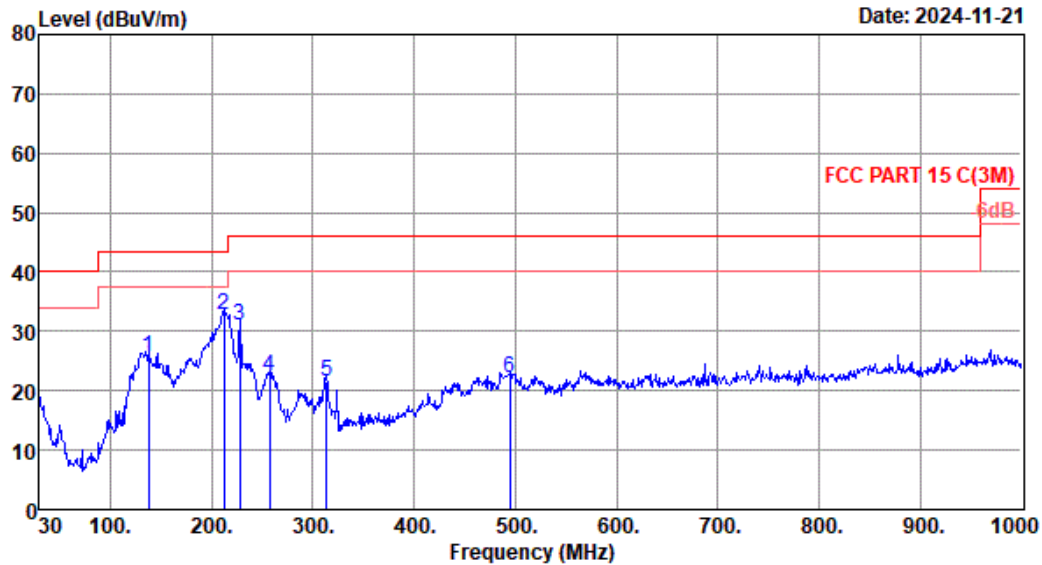
EST Technology

Chilingxiang, Qishantou, Santun,
Houjie, Dongguan, Guangdong, China
Tel: +86-769-83081888
Fax: +86-769-83081878

Data: 15

File: \\emc-966-2\Test Data\2024\RF\ANKER\A1654-1.EM6 (28)

Date: 2024-11-21



Site no. : 2# 966 chamber Data no. : 15
Dis. / Ant. : 3m 47018 Ant. pol. : HORIZONTAL
Limit : FCC PART 15 C(3M)
Env. / Ins. : Temp:24.6°C;Humi:51%;Press:101.52kPa
Engineer : Marker
EUT : Anker MagGo Power Bank (10K)
Power : DC 9V From Adapter Input AC 120V/60Hz
M/N : A1654
Test Mode : TX Mode
5W(Full Load)

	Freq. (MHz)	ANT Factor (dB/m)	Cable Loss (dB)	Reading (dBuV)	Emission Level (dBuV/m)	Limit (dBuV/m)	Margin (dB)	Remark
1	137.67	11.90	1.48	12.17	25.55	43.50	17.95	QP
2	212.36	8.78	1.83	22.24	32.85	43.50	10.65	QP
3	227.88	9.86	1.89	19.37	31.12	46.00	14.88	QP
4	256.98	13.48	2.00	6.85	22.33	46.00	23.67	QP
5	313.24	13.24	2.25	6.03	21.52	46.00	24.48	QP
6	494.63	17.50	3.05	1.61	22.16	46.00	23.84	QP

Remarks: 1. Emission Level= Antenna Factor + Cable Loss + Reading.
2. Margin= Limit - Emission Level.
3. The emission levels that are 20dB below the official limit are not reported.

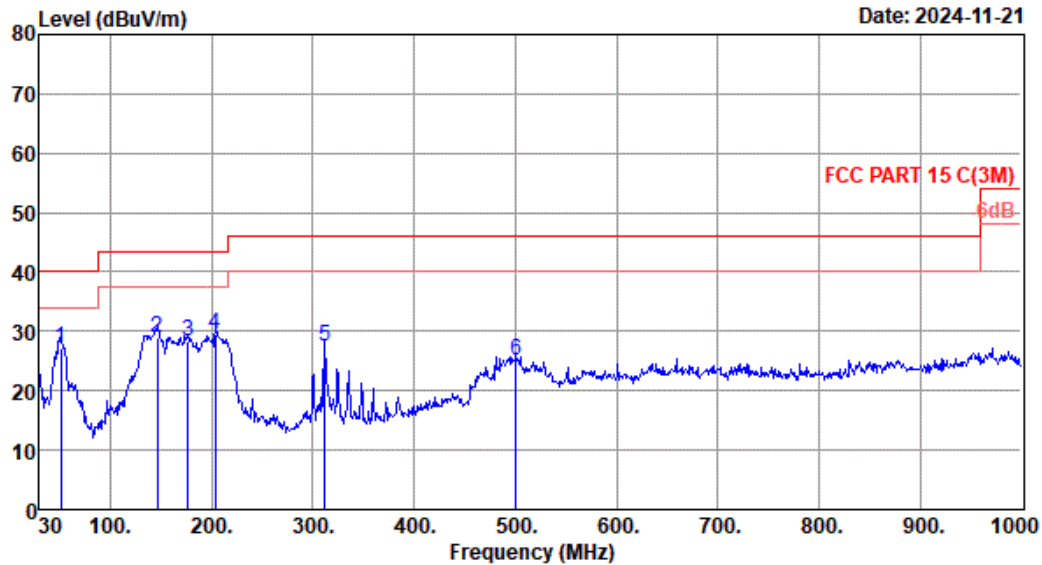
EST Technology

Chilingxiang, Qishantou, Santun,
Houjie, Dongguan, Guangdong, China
Tel: +86-769-83081888
Fax: +86-769-83081878

Data: 16

File: \\emc-966-2\Test Data\2024\RF\ANKER\A1654-1.EM6 (28)

Date: 2024-11-21



Site no. : 2# 966 chamber Data no. : 16
Dis. / Ant. : 3m 47018 Ant. pol. : VERTICAL
Limit : FCC PART 15 C(3M)
Env. / Ins. : Temp:24.6°C;Humi:51%;Press:101.52kPa
Engineer : Marker
EUT : Anker MagGo Power Bank (10K)
Power : DC 9V From Adapter Input AC 120V/60Hz
M/N : A1654
Test Mode : TX Mode
5W(Full Load)

	Freq. (MHz)	ANT Factor (dB/m)	Cable Loss (dB)	Reading (dBuV)	Emission Level (dBuV/m)	Limit (dBuV/m)	Margin (dB)	Remark
1	51.34	8.30	0.82	17.96	27.08	40.00	12.92	QP
2	146.40	11.90	1.53	15.46	28.89	43.50	14.61	QP
3	176.47	9.20	1.67	17.40	28.27	43.50	15.23	QP
4	203.63	8.90	1.80	18.84	29.54	43.50	13.96	QP
5	312.27	13.16	2.25	11.97	27.38	46.00	18.62	QP
6	500.45	17.50	3.08	4.51	25.09	46.00	20.91	QP

Remarks: 1. Emission Level= Antenna Factor + Cable Loss + Reading.
2. Margin= Limit - Emission Level.
3. The emission levels that are 20dB below the official limit are not reported.

4. AC POWER LINE CONDUCTED EMISSIONS

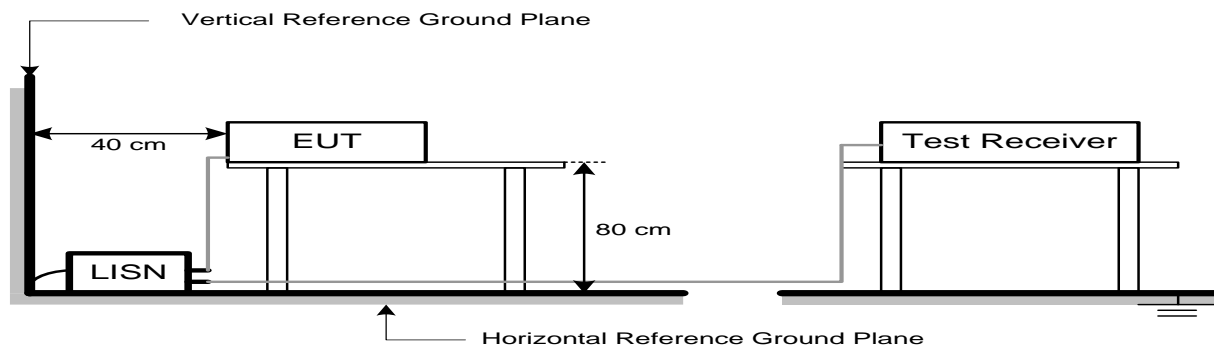
4.1. Limit

Frequency			Maximum RF Line Voltage	
			Quasi-Peak Level dB(μ V)	Average Level dB(μ V)
150kHz	~	500kHz	66 ~ 56*	56 ~ 46*
500kHz	~	5MHz	56	46
5MHz	~	30MHz	60	50

Note:

- * Decreasing linearly with logarithm of frequency.
- The lower limit shall apply at the transition frequencies.

4.2. Test Setup



4.3. Spectrum Analyzer Setting

Spectrum Parameters	Setting
RBW	9KHz
VBW	9KHz
Start frequency	150KHz
Stop frequency	30MHz
Sweep Time	Auto
Detector	QP/AVG
Trace Mode	Max Hold

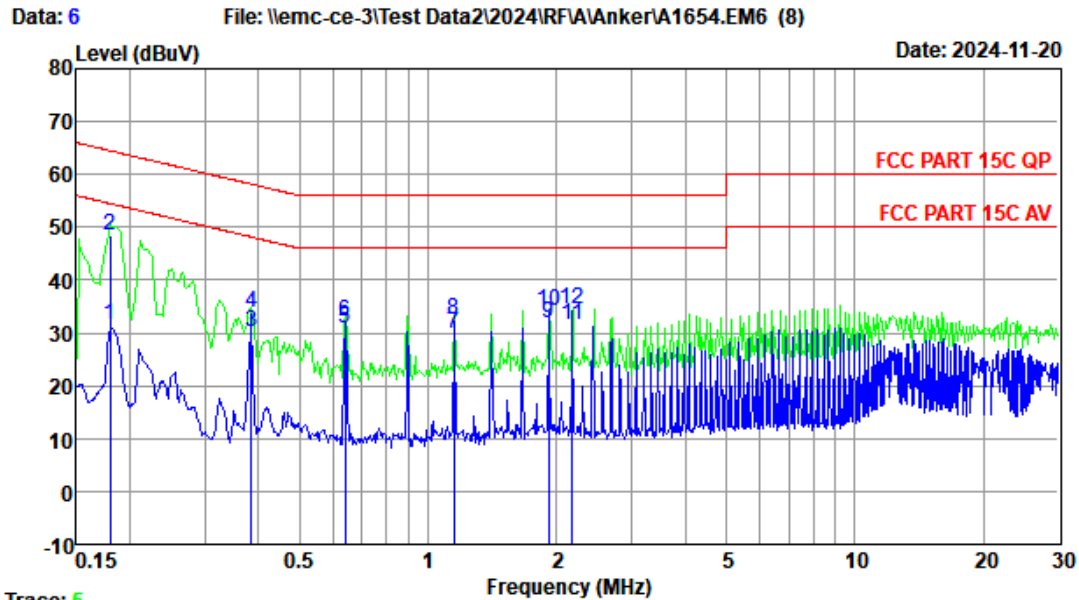
4.4. Test Procedure

- The EUT was placed on a non-metallic table, 80cm above the ground plane.
- The EUT Power connected to the power mains through a line impedance stabilization network.
- Provides a 50 ohm coupling impedance for the EUT (Please refer the block diagram of the test setup and photographs).
- Set the EUT transmit continuously with maximum output power.
- Spectrum analyzer setting parameters in accordance with section 4.3.
- The AC line are checked to find out the maximum conducted emission. In order to find the maximum emission levels, the relative positions of equipment and all of the interface cables shall be changed according to ANSI C63.10: 2013 on Conducted Emission Test.
- Record the results in the test report.

4.5. Test Result

EST Technology

Chilingxiang, Qishantou, Santun,
Houjie, Dongguan, Guangdong, China
Tel: +86-769-83081888
Fax: +86-769-83081878



Site no : 3#CE Shield Room Data no. : 6
Env. / Ins. : Temp:25.8°C;Humi:50%;Press:101.1kPa LINE Phase : LINE
Limit : FCC PART 15C QP
Engineer : Wind Li
EUT : Anker MagGo Power Bank (10K)
Power : DC 9V From Adapter Input AC 120V/60Hz
M/N : A1654
Test Mode : TX Mode
15W(Full Load)

	Freq. (MHz)	LISN Factor (db)	Cable Loss (db)	Reading dBuV	Emission Level (dBuV)	Limits (dBuV)	Margin (dB)	Remark
1	0.18	10.00	9.82	11.61	31.43	54.50	23.07	Average
2	0.18	10.00	9.82	28.59	48.41	64.50	16.09	QP
3	0.39	10.26	9.83	10.16	30.25	48.17	17.92	Average
4	0.39	10.26	9.83	13.62	33.71	58.17	24.46	QP
5	0.64	10.15	9.83	10.95	30.93	46.00	15.07	Average
6	0.64	10.15	9.83	12.29	32.27	56.00	23.73	QP
7	1.15	10.20	9.84	9.72	29.76	46.00	16.24	Average
8	1.15	10.20	9.84	12.38	32.42	56.00	23.58	QP
9	1.92	10.15	9.85	11.72	31.72	46.00	14.28	Average
10	1.92	10.15	9.85	14.17	34.17	56.00	21.83	QP
11	2.18	10.13	9.85	11.45	31.43	46.00	14.57	Average
12	2.18	10.13	9.85	14.63	34.61	56.00	21.39	QP

Remarks: 1. Emission Level= LISN Factor + Cable Loss + Reading.
2. Margin= Limit - Emission Level.
3. If the average limit is met when using a quasi-peak detector,
the EUT shall be deemed to meet both limits and measurement
with average detector is unnecessary.

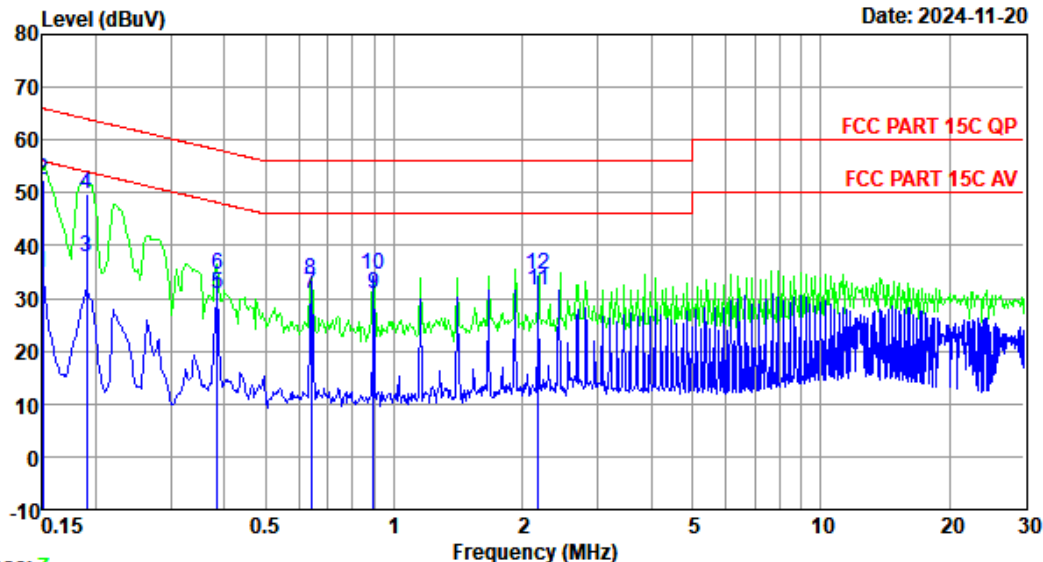
EST Technology

Chilingxiang, Qishantou, Santun,
Houjie, Dongguan, Guangdong, China
Tel: +86-769-83081888
Fax: +86-769-83081878

Data: 8

File: \\emc-ce-3\Test Data2\2024\RF\A\Anker\A1654.EM6 (8)

Date: 2024-11-20



Trace: 7

Site no : 3#CE Shield Room Data no. : 8
Env. / Ins. : Temp:25.8°C;Humi:50%;Press:101.1kPa LINE Phase : NEUTRAL
Limit : FCC PART 15C QP
Engineer : Wind Li
EUT : Anker MagGo Power Bank (10K)
Power : DC 9V From Adapter Input AC 120V/60Hz
M/N : A1654
Test Mode : TX Mode
15W(Full Load)

	Freq. (MHz)	LISN Factor (db)	Cable Loss (db)	Reading dBuV)	Emission Level (dBuV)	Limits (dBuV)	Margin (dB)	Remark
1	0.15	9.99	9.82	15.12	34.93	56.00	21.07	Average
2	0.15	9.99	9.82	32.48	52.29	66.00	13.71	QP
3	0.19	10.22	9.82	17.74	37.78	54.02	16.24	Average
4	0.19	10.22	9.82	29.68	49.72	64.02	14.30	QP
5	0.39	10.16	9.83	10.97	30.96	48.17	17.21	Average
6	0.39	10.16	9.83	14.41	34.40	58.17	23.77	QP
7	0.64	10.11	9.83	10.76	30.70	46.00	15.30	Average
8	0.64	10.11	9.83	13.66	33.60	56.00	22.40	QP
9	0.89	10.13	9.84	11.01	30.98	46.00	15.02	Average
10	0.89	10.13	9.84	14.37	34.34	56.00	21.66	QP
11	2.18	10.22	9.85	11.42	31.49	46.00	14.51	Average
12	2.18	10.22	9.85	14.56	34.63	56.00	21.37	QP

Remarks: 1. Emission Level= LISN Factor + Cable Loss + Reading.
2. Margin= Limit - Emission Level.
3. If the average limit is met when using a quasi-peak detector,
the EUT shall be deemed to meet both limits and measurement
with average detector is unnecessary.

5. ANTENNA REQUIREMENTS

5.1. Limit

An intentional radiator shall be designed to ensure that no antenna other than that furnished by the responsible party shall be used with the device. The use of a permanently attached antenna or of an antenna that uses a unique coupling to the intentional radiator shall be considered sufficient to comply with the provisions of this section. The manufacturer may design the unit so that a broken antenna can be replaced by the user, but the use of a standard antenna jack or electrical connector is prohibited. This requirement does not apply to carrier current devices or to devices operated under the provisions of §§15.211, 15.213, 15.217, 15.219, 15.221, or §15.236. Further, this requirement does not apply to intentional radiators that must be professionally installed, such as perimeter protection systems and some field disturbance sensors, or to other intentional radiators which, in accordance with §15.31(d), must be measured at the installation site. However, the installer shall be responsible for ensuring that the proper antenna is employed so that the limits in this part are not exceeded.

5.2. Test Result

The antennas used for this product is Coil antenna, so compliance with antenna requirements. (Please refer to the EUT photo for details)



6. TEST SETUP PHOTO

Refer to report no. ESTE-R2411238 (Appendix A)

7. EUT PHOTO

Refer to report no. ESTE-R2411239 (Appendix B)

End of Test Report