

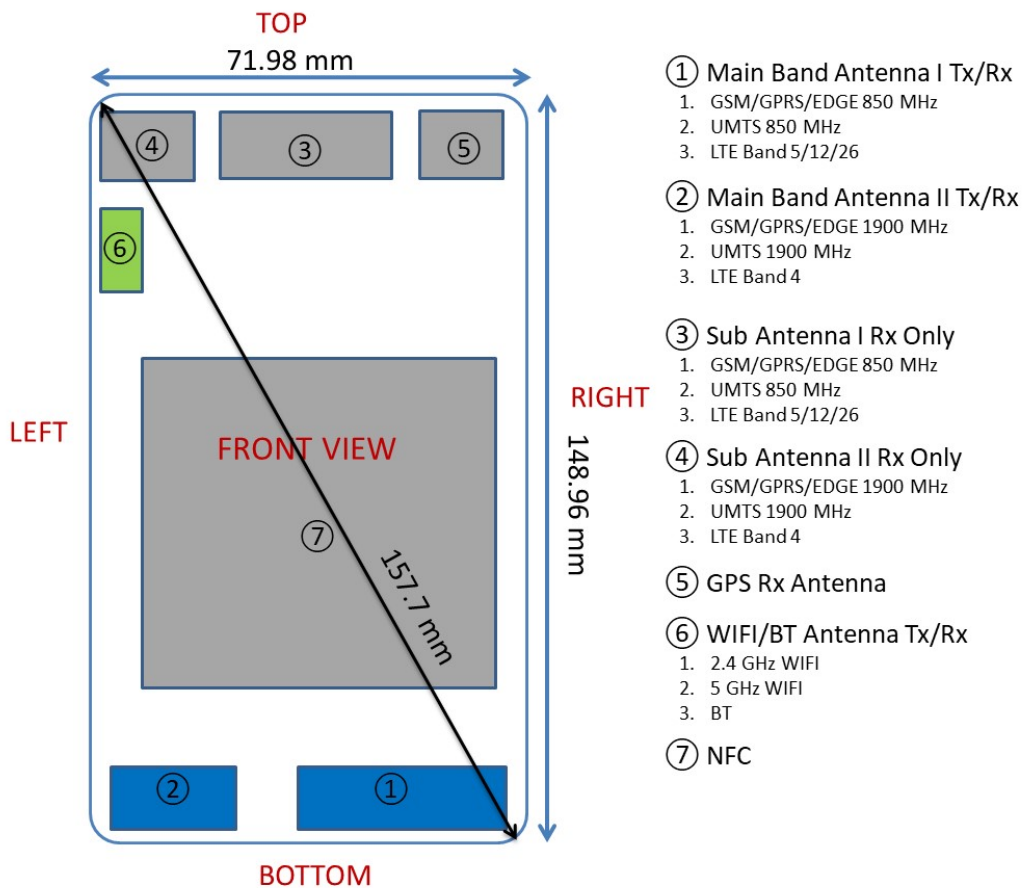




APPENDIX F: DUT ANTENNA DIAGRAM & SAR TEST SETUP PHOTOGRAPHS


FCC ID ZNFH871S		SAR EVALUATION REPORT		Approved by: Quality Manager
Test Dates: 07/29/18 - 08/08/18	DUT Type: Portable Handset	APPENDIX F: Page 1 of 8		



Note: Exact antenna dimensions and separation distances are shown in the Technical Descriptions in the FCC Filing.

Figure F-1
DUT Antenna Locations



FCC ID ZNFH871S	 PCTEST ENGINEERING LABORATORY, INC.	SAR EVALUATION REPORT		Approved by: Quality Manager
Test Dates: 07/29/18 - 08/08/18	DUT Type: Portable Handset			APPENDIX F: Page 2 of 8




SAR Test Setup Photo 1: Right Cheek




SAR Test Setup Photo 2: Right Tilt



FCC ID ZNFH871S	 PCTEST ENGINEERING LABORATORY, INC.	SAR EVALUATION REPORT	 LG	Approved by: Quality Manager
Test Dates: 07/29/18 - 08/08/18	DUT Type: Portable Handset			APPENDIX F: Page 3 of 8




SAR Test Setup Photo 3: Left Cheek




SAR Test Setup Photo 4: Left Tilt



FCC ID ZNFH871S		SAR EVALUATION REPORT		Approved by: Quality Manager
Test Dates: 07/29/18 - 08/08/18	DUT Type: Portable Handset			APPENDIX F: Page 4 of 8




SAR Test Setup Photo 5: Back at 1.0 cm




SAR Test Setup Photo 6: Front at 1.0 cm



FCC ID ZNFH871S		SAR EVALUATION REPORT		Approved by: Quality Manager
Test Dates: 07/29/18 - 08/08/18	DUT Type: Portable Handset			APPENDIX F: Page 5 of 8




SAR Test Setup Photo 7: Top at 1.0 cm




SAR Test Setup Photo 8: Bottom at 1.0 cm



FCC ID ZNFH871S	 PCTEST ENGINEERING LABORATORY, INC.	SAR EVALUATION REPORT	 LG	Approved by: Quality Manager
Test Dates: 07/29/18 - 08/08/18	DUT Type: Portable Handset			APPENDIX F: Page 6 of 8

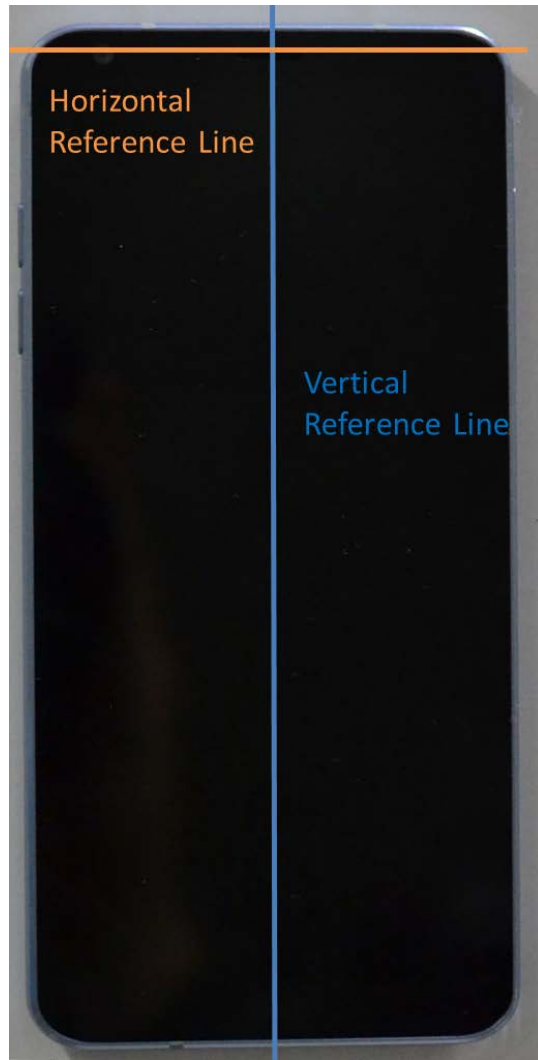


SAR Test Setup Photo 9: Right at 1.0 cm





SAR Test Setup Photo 10: Left at 1.0 cm

FCC ID ZNFH871S	 PCTEST ENGINEERING LABORATORY, INC.	SAR EVALUATION REPORT	 LG	Approved by: Quality Manager
Test Dates: 07/29/18 - 08/08/18	DUT Type: Portable Handset			APPENDIX F: Page 7 of 8



SAR Test Setup Photo 11: Vertical and Horizontal Reference Lines

FCC ID ZNFH871S		SAR EVALUATION REPORT		Approved by: Quality Manager
Test Dates: 07/29/18 - 08/08/18	DUT Type: Portable Handset			APPENDIX F: Page 8 of 8