

PHOTOGRAPHS OF THE TEST CONFIGURATION


AC Power Conducted Emissions

Test Mode A





AC Power Conducted Emissions

Test Mode B





Unwanted Emissions below 1 GHz

Test Mode A




Unwanted Emissions below 1 GHz

Test Mode B




Unwanted Emissions above 1 GHz

Test Mode A




Contention-based Protocol




DFS

test results demonstrating Master links with Client on a test frequency.


For Master setup



For Slave without radar detection setup



MPE



Multi-Antenna Systems Directional Gain measurement

