

HAHA3 (KHA-670T/R)

User's Manual



Kunyoong IBC Co.,. Ltd.

INDEX

| | |
|---------------------------|-----|
| 1. Summary and Features | 3 |
| 2. Appearance and Name | 4 |
| 3. Normal Operation | 5-6 |
| 4. Notice & Simple Repair | 7 |
| 5. Specification | 8 |
| 6. Warranty | 9 |

Summarize and Feature of Product

□ Summarize

It is Wireless public use hearing assistive aids, which can use together old people or hearing impaired people in the facilities & place that many people use. When general hearing aids don't have the hearing effect because of the noise etc. of public facilities, this can be used very usefully. In order that all people use it easily, put it on your ear like as telephone receiver (without put inside of the ear), then you can hear clear sound and speak quietly. You can use HAHA as spectacles for the aged glasses that is installed in general facilities. When don't use it, you can put it on Sterilizing charger/Transmitter immediately in order to use many other people. This charger is included UV sterilizing function, so people can use it cleanly.

□ Feature

- Provide clear hearing by using digital wireless sound amplifying function.
- Easily use at public places.
- Using ahead to ears not to insert.
- Rechargeable battery is equipped with transmitter and receiver.
- UV sterilization function for clean.

Contents

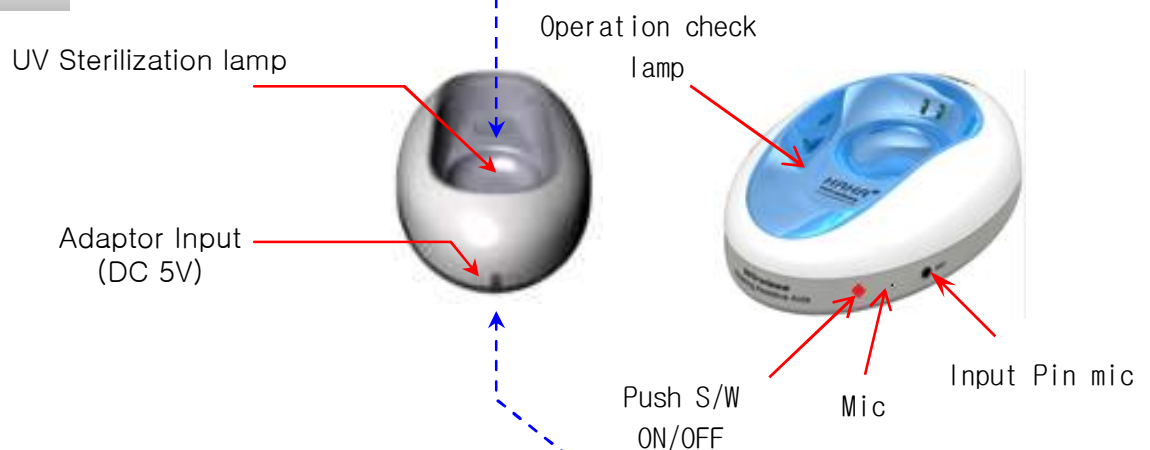


Appearance and Name

Receiver



Transmitter



Adaptor

AC Input
(AC100V-AC240V
Exclusive)




Normal Operation

1. Transmitter Operation(check through Power indicator lamp)
 - 1-1 Using embedded microphone(Little noisy)

Power ON through ON/OFF switch on transmitter
(When user touch touch S/W for 2sec ON/OFF function operating)

*Caution : when using microphone embedded in transmitter, close to speaker.
 - 1-2 Using Pin microphone(Much noisy)

Put the pin mic on the transmitter, Power ON through ON/OFF switch on transmitter
2. Press the volume switch on the left side of the receiver to turn it on and press it again to turn it off. (LED light on/off)
3. User control volume to fit user

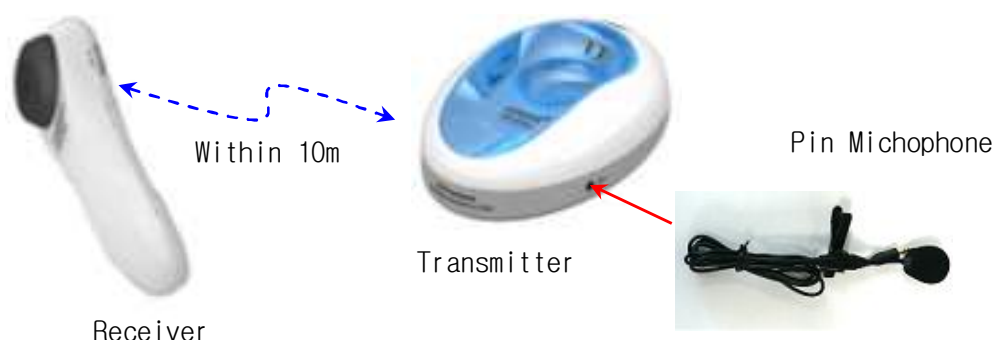


4. Listening can be selected via the low cut switch on the right side of the receiver.
5. When not in use for a long time, turn off the transmitter and receiver and store them.
- ※ If you put the receiver on the transmitter while the power of the transmitter and receiver is on, the power will automatically turn off and if you lift it up again, it will automatically turn on in the previous mode

<Distance between transmitter and receiver>

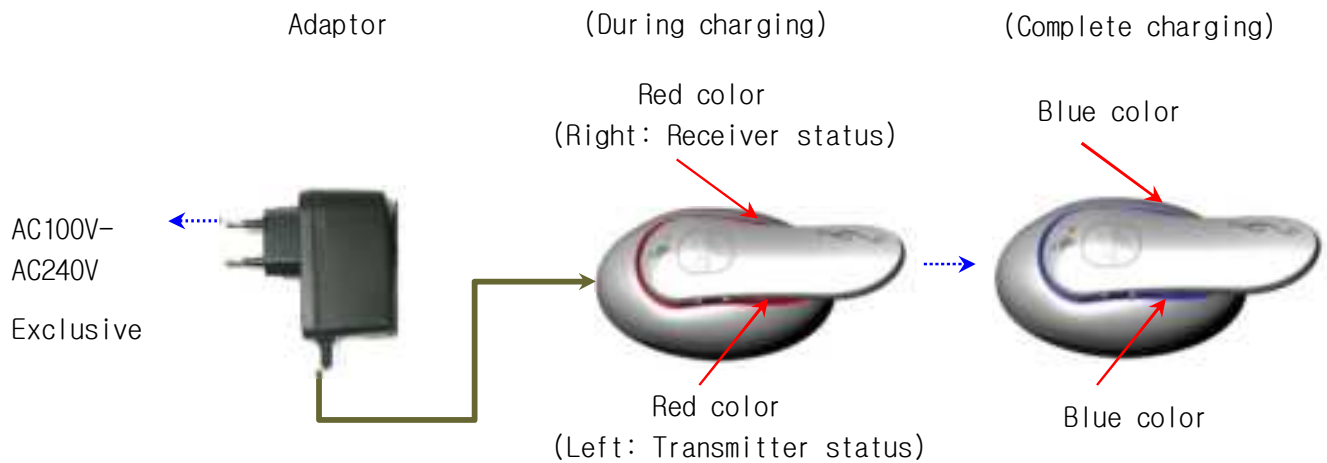
Please keep the using distance within 10m between transmitter and receiver.(Max 30m)
If you use so far away from speaker, equipment could doesn' t operate.
Also if there is obstacle between two users, occur same phenomenon.

CAUTION Receiver approach near the transmitter on POWER ON state,
Occur "Beep" sound



Normal Opeartion

6. Put receiver to transmitter as to charging, simultaneously sterilization function is opearte(Red color→Blue color when charging done.)



❖ Please charge in power OFF status.

Notice

1. Please avoid to adjoin the place which flame, moisture, and corrosive gas.

These cause life-shortening damage.

2. Do not excessive impact or vibration on product.

3. Please do not disassemble do as please.

4. Clean the goods with dry cloth, if this cleaned with alcohol, benzene or other inflammables, cause of harms.

Simple Repair

Please contact customer service center or manufacturer when do you think it is disordered after Check following phenomenon .

| Phenomenon | Handle |
|--------------------|---|
| Doesn' t Operation | <ul style="list-style-type: none">• When Power indicator LED doesn' t light on or blink, Please recharge and activate. |
| Little sound | <ul style="list-style-type: none">• Please check Volume control swich of receiver.• Please recharge and activate. |
| Unstable sound | <ul style="list-style-type: none">• Please check distance between transmitter and receiver or obstacle. |
| Beep sound | <ul style="list-style-type: none">• Please check the receiver put on transmitter under on status. |
| Not recharging | <ul style="list-style-type: none">• Please check the distance between transmitter and receiver.• Please check Charging adaptor' s input jack.• Please check the color change each equipment when they' re touch each other (Blue ➡ Red) <p>* Red color(charging), Blue color(charging done)</p> |

Specification

❑ Receiver-KHA-670R

| | |
|---------------------------------|--|
| Sound processing | Digital sound processing |
| Wireless frequency | 2.4GHz (ISM Band) 2406 MHz-2478 MHz(19CH) |
| Max Output | 130dB |
| Max amplifying | 46dB |
| Operation Power | Lithium Iron (Chargeable : 3.7V) |
| Way of Charge | Exclusive charger (Stand type) |
| Successive using time | Over 8hours |
| DC Input | DC5V / 1A |
| Compatibility with Hearing aids | Built in Magnetic induction signal change |
| Size | 54mm(W) X 143mm(D) X 44.5mm(H) |

❑ Transmitter-KHA-670T

| | |
|-----------------------|--|
| Wireless frequency | 2.4GHz (ISM Band) 2406 MHz-2478 MHz(19CH) |
| Operation Power | Lithium Iron (Chargeable : 3.7V) |
| Wireless distance | Within 10m |
| Way of Charge | AC220V (Input), EX Adaptor (DC5V : Output) |
| Successive using time | Over 8hours |
| Size | 86mm(W) X 133mm(D) X 37mm(H) |

Warranty

Our product's warranty period is a year from purchase, We're compensation for loss according to Consumer injury compensation rule.

| CASE OF CUSTOMER INJURY | | | COMPENSATION | |
|---|--|--------------------------------------|--|--|
| | | | WITHIN GUARANTEE PERIOD | AFTER GUARANTEE PERIOD |
| DISORDER ON NORMAL USE SITUATION | DISORDER ON NORMAL USE SITUATION WITHIN A MONTH AFTER PURCHASE CORE TECHNICAL PROBLEM | | EXCHANGE | A/S PROVIDE AT A COST |
| | OVER 4TIMES DISORDER FOR SAME REASON | | EXCHANGE | A/S PROVIDE AT A COST |
| | NOT AVAILABLE A/S | OVER 3TIMES DISORDER FOR SAME REASON | Free of charge A/S | A/S PROVIDE AT A COST |
| | NOT AVAILABLE A/S | WHEN EXCHANGE IS AVAILABLE | EXCHANGE | Exchange after a fixed rage depreciation |
| User's carelessness | WHEN REPAIRE IS IMPOSSIBLE | | A/S PROVIDE AT A COST | A/S PROVIDE AT A COST |
| | AVAILABLE A/S | | EXCHANGE GOODS AFTER DEDUCTION OF REPAIR FEE | ACCORDING TO OUR CRITERIA |
| When company lost customers requested goods | | | Exchange | Exchange after a fixed rage depreciation |
| Holding period of parts is 5years from manufacturing. | | | | |

★★ Authorized form registration ★★

Authorized company : Kunyoong IBC

Manufactured date : 2023.02

Manufacturer/Country : Kunyoong IBC / Korea

KUNYOONG IBC CO., LTD.

RM.1210 Digitalempire Bldg., 1130 Beoman-ro, Geumcheon-gu, Seoul, South Korea

TEL:02-563-5260 FAX:02-561-5928 E_mail : kunyoong@kita.net

<http://www.kunyoong.com>

FCC Information to User

This equipment has been tested and found to comply with the limits for a Class B digital device, pursuant to Part 15 of the FCC Rules. These limits are designed to provide reasonable protection against harmful interference in a residential installation. This equipment generates, uses and can radiate radio frequency energy and, if not installed and used in accordance with the instructions, may cause harmful interference to radio communications. However, there is no guarantee that interference will not occur in a particular installation. If this equipment does cause harmful interference to radio or television reception, which can be determined by turning the equipment off and on, the user is encouraged to try to correct the interference by one of the following measures:

- Reorient or relocate the receiving antenna.
- Increase the separation between the equipment and receiver.
- Connect the equipment into an outlet on a circuit different from that to which the receiver is connected.
- Consult the dealer or an experienced radio/TV technician for help.

Caution

Modifications not expressly approved by the party responsible for compliance could void the user's authority to operate the equipment.

FCC Compliance Information : This device complies with Part 15 of the FCC Rules. Operation is subject to the following two conditions: (1) This device may not cause harmful interference, and (2) this device must accept any interference received, including interference that may cause undesired operation

IMPORTANT NOTE:

FCC RF Radiation Exposure Statement:

This equipment complies with FCC RF radiation exposure limits set forth for an uncontrolled environment. The antennas used for this transmitter must be installed to provide a separation distance of at least all persons and must not be co-located or operating in conjunction with any other antenna or transmitter.