


Appendix D




Photographs

1. SAR measurement System
2. Photographs of Tissue Simulate Liquid
3. Photographs of EUT test position
4. EUT Constructional Details
5. Serial Number of EUT

1. SAR measurement System



2. Photographs of Tissue Simulate Liquid

Photo 1: Tissue Simulant Liquid for Body 750	Photo 2: Tissue Simulant Liquid for Body 835
	
Photo 3: Tissue Simulant Liquid for Body 2450	N/A
	<p data-bbox="1177 1288 1232 1323">N/A</p>

3. Photographs of EUT test position










Photo 4: Front side 10mm	Photo 5: Back side 10mm
	
Photo 6: Left side 10mm	Photo 7: Right side 10mm
	
Photo 8: Top side 10mm	Photo 9: Bottom side 10mm
	

Photo 10: Front side 13mm	Photo 11: Back side 13mm
	
Photo 12: Right side 13mm	N/A
	<p>N/A</p>

4. EUT Constructional Details

Photo 13: Front View	Photo 14: Back View
