

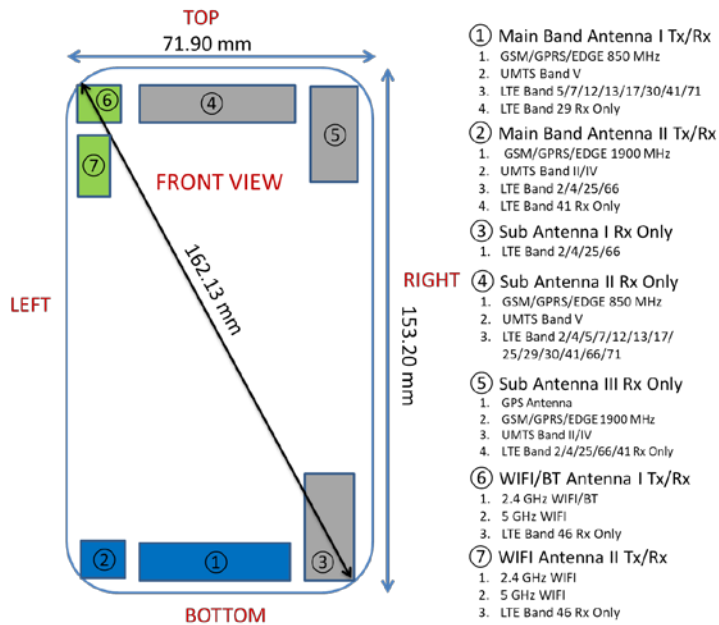


APPENDIX F: DUT ANTENNA DIAGRAM & SAR TEST SETUP PHOTOGRAPHS

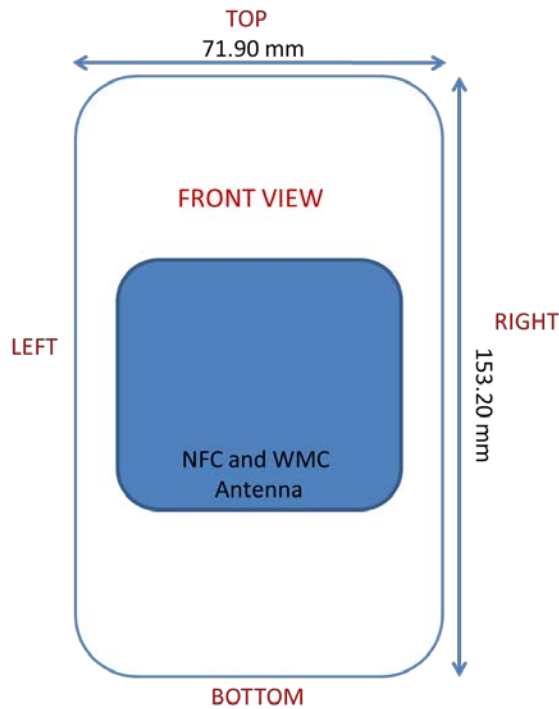
FCC ID ZNFG710TM		SAR EVALUATION REPORT		Approved by: Quality Manager
Test Dates: 02/28/18 - 03/19/18	DUT Type: Portable Handset	APPENDIX F: Page 1 of 12		



Note: Exact antenna dimensions and separation distances are shown in the Technical Descriptions in the FCC Filing.

**Figure F-1
DUT Antenna Locations**




**Figure F-2
NFC Antenna Locations**





FCC ID ZNFG710TM		SAR EVALUATION REPORT		Approved by: Quality Manager
Test Dates: 02/28/18 - 03/19/18	DUT Type: Portable Handset			APPENDIX F: Page 2 of 12




SAR Test Setup Photo 1: Right Cheek



SAR Test Setup Photo 2: Right Tilt



FCC ID ZNFG710TM		SAR EVALUATION REPORT		Approved by: Quality Manager
Test Dates: 02/28/18 - 03/19/18	DUT Type: Portable Handset			APPENDIX F: Page 3 of 12



SAR Test Setup Photo 3: Left Cheek



SAR Test Setup Photo 4: Left Tilt



FCC ID ZNFG710TM		SAR EVALUATION REPORT		Approved by: Quality Manager
Test Dates: 02/28/18 - 03/19/18	DUT Type: Portable Handset			APPENDIX F: Page 4 of 12



SAR Test Setup Photo 5: Back at 1.0 cm




SAR Test Setup Photo 6: Back at 0.5 cm



FCC ID ZNFG710TM		SAR EVALUATION REPORT		Approved by: Quality Manager
Test Dates: 02/28/18 - 03/19/18	DUT Type: Portable Handset			APPENDIX F: Page 5 of 12



SAR Test Setup Photo 7: Back at 0.0 cm



SAR Test Setup Photo 8: Front at 1.0 cm



FCC ID ZNFG710TM		SAR EVALUATION REPORT		Approved by: Quality Manager
Test Dates: 02/28/18 - 03/19/18	DUT Type: Portable Handset	APPENDIX F: Page 6 of 12		




SAR Test Setup Photo 9: Front at 0.2 cm




SAR Test Setup Photo 10: Front at 0.0 cm



FCC ID ZNFG710TM		SAR EVALUATION REPORT		Approved by: Quality Manager
Test Dates: 02/28/18 - 03/19/18	DUT Type: Portable Handset			APPENDIX F: Page 7 of 12




SAR Test Setup Photo 11: Top at 1.0 cm




SAR Test Setup Photo 12: Top at 0.0 cm



FCC ID ZNFG710TM		SAR EVALUATION REPORT		Approved by: Quality Manager
Test Dates: 02/28/18 - 03/19/18	DUT Type: Portable Handset			APPENDIX F: Page 8 of 12




SAR Test Setup Photo 13: Bottom at 1.0 cm




SAR Test Setup Photo 14: Bottom at 0.6 cm



FCC ID ZNFG710TM		SAR EVALUATION REPORT		Approved by: Quality Manager
Test Dates: 02/28/18 - 03/19/18	DUT Type: Portable Handset	APPENDIX F: Page 9 of 12		




SAR Test Setup Photo 15: Bottom at 0.0 cm



SAR Test Setup Photo 16: Right at 1.0 cm



FCC ID ZNFG710TM		SAR EVALUATION REPORT		Approved by: Quality Manager
Test Dates: 02/28/18 - 03/19/18	DUT Type: Portable Handset	APPENDIX F: Page 10 of 12		



SAR Test Setup Photo 17: Left at 1.0 cm





SAR Test Setup Photo 18: Left at 0.0 cm

FCC ID ZNFG710TM		SAR EVALUATION REPORT		Approved by: Quality Manager
Test Dates: 02/28/18 - 03/19/18	DUT Type: Portable Handset			APPENDIX F: Page 11 of 12



SAR Test Setup Photo 19: Vertical and Horizontal Reference Lines

FCC ID ZNFG710TM		SAR EVALUATION REPORT		Approved by: Quality Manager
Test Dates: 02/28/18 - 03/19/18	DUT Type: Portable Handset	APPENDIX F: Page 12 of 12		