

4.6 BAND EDGES MEASUREMENT

4.6.1 LIMITS OF BAND EDGES MEASUREMENT

Below -20dB of the highest emission level of operating band (in 100KHz Resolution Bandwidth).

4.6.2 TEST INSTRUMENTS

Description & Manufacturer	Model No.	Serial No.	Calibrated Until
SPECTRUM ANALYZER	FSEK30	100049	July 24, 2003

NOTE: The calibration interval of the above test instruments is 12 months and the calibrations are traceable to NML/ROC and NIST/USA.

4.6.3 TEST PROCEDURE

The transmitter output was connected to the spectrum analyzer via a low loss cable. Set both RBW and VBW of spectrum analyzer to 1MHz and 300Hz with suitable frequency span including 100kHz bandwidth from band edge. The band edges were measured and recorded.

4.6.4 DEVIATION FROM TEST STANDARD

No deviation

4.6.5 EUT OPERATING CONDITION

Same as Item 4.3.6

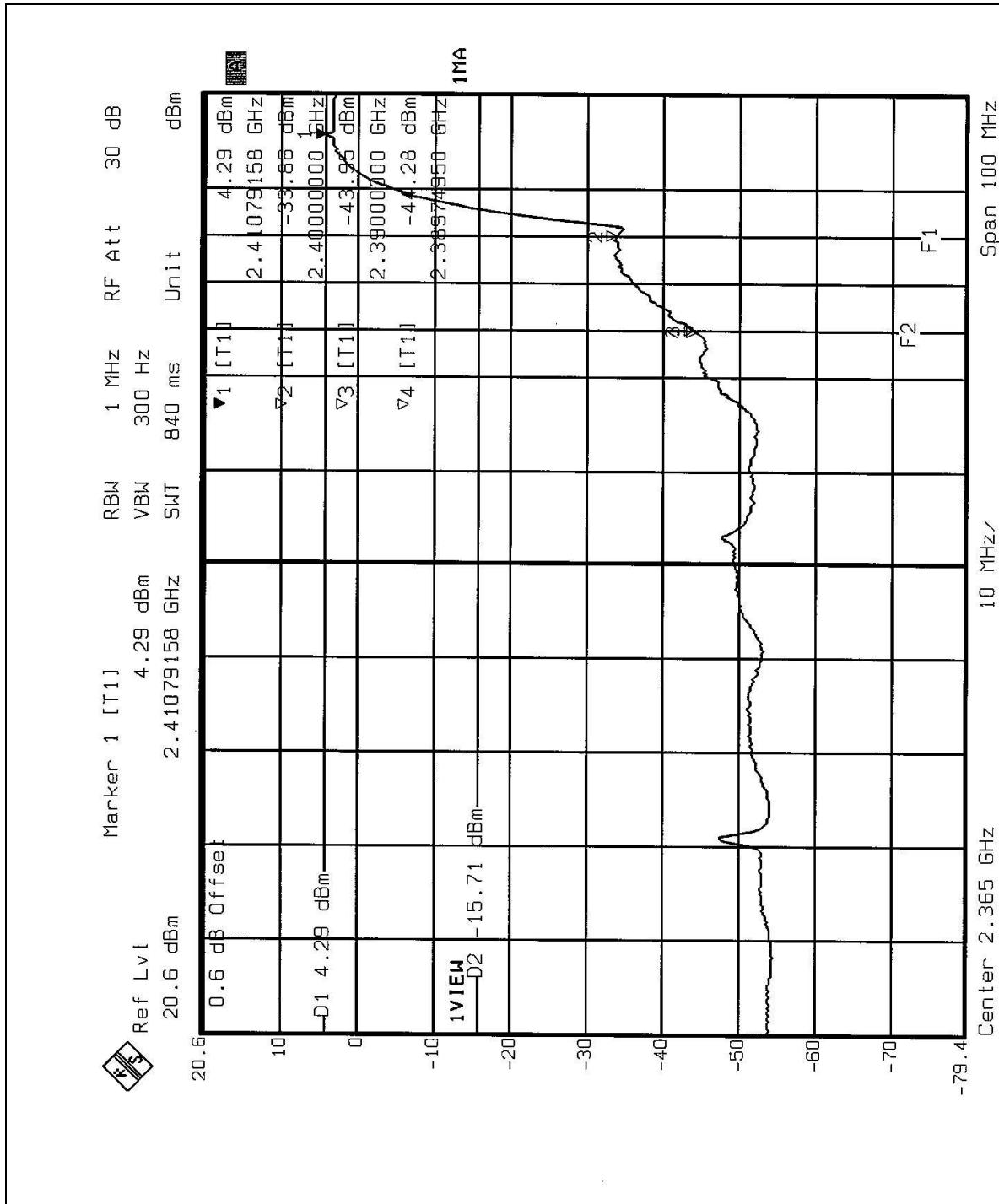
4.6.6 TEST RESULTS

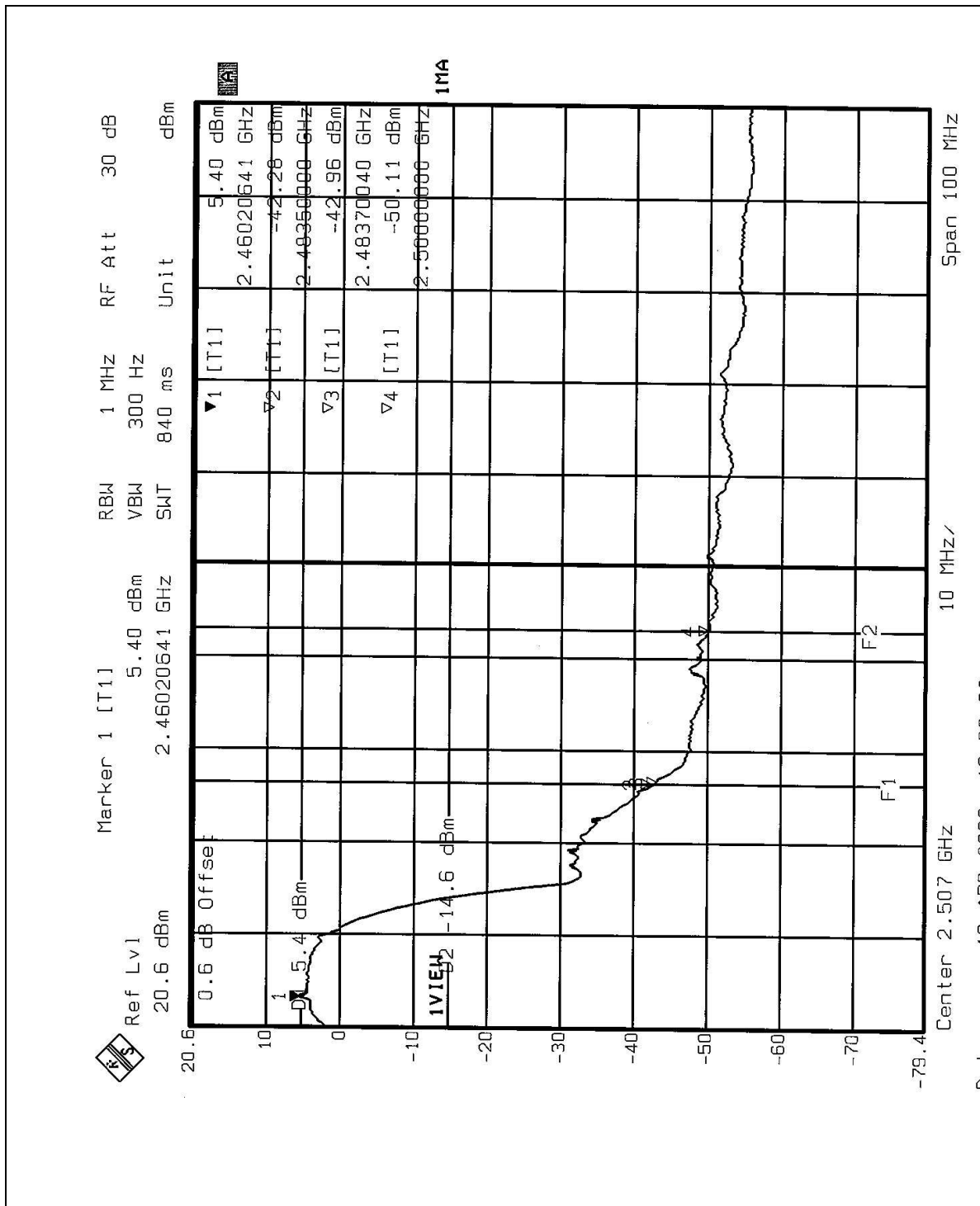
The spectrum plots are attached on the following 2 pages. D2 line indicates the highest level, D1 line indicates the 20dB offset below D2. It shows compliance with the requirement in part 15.247(C).

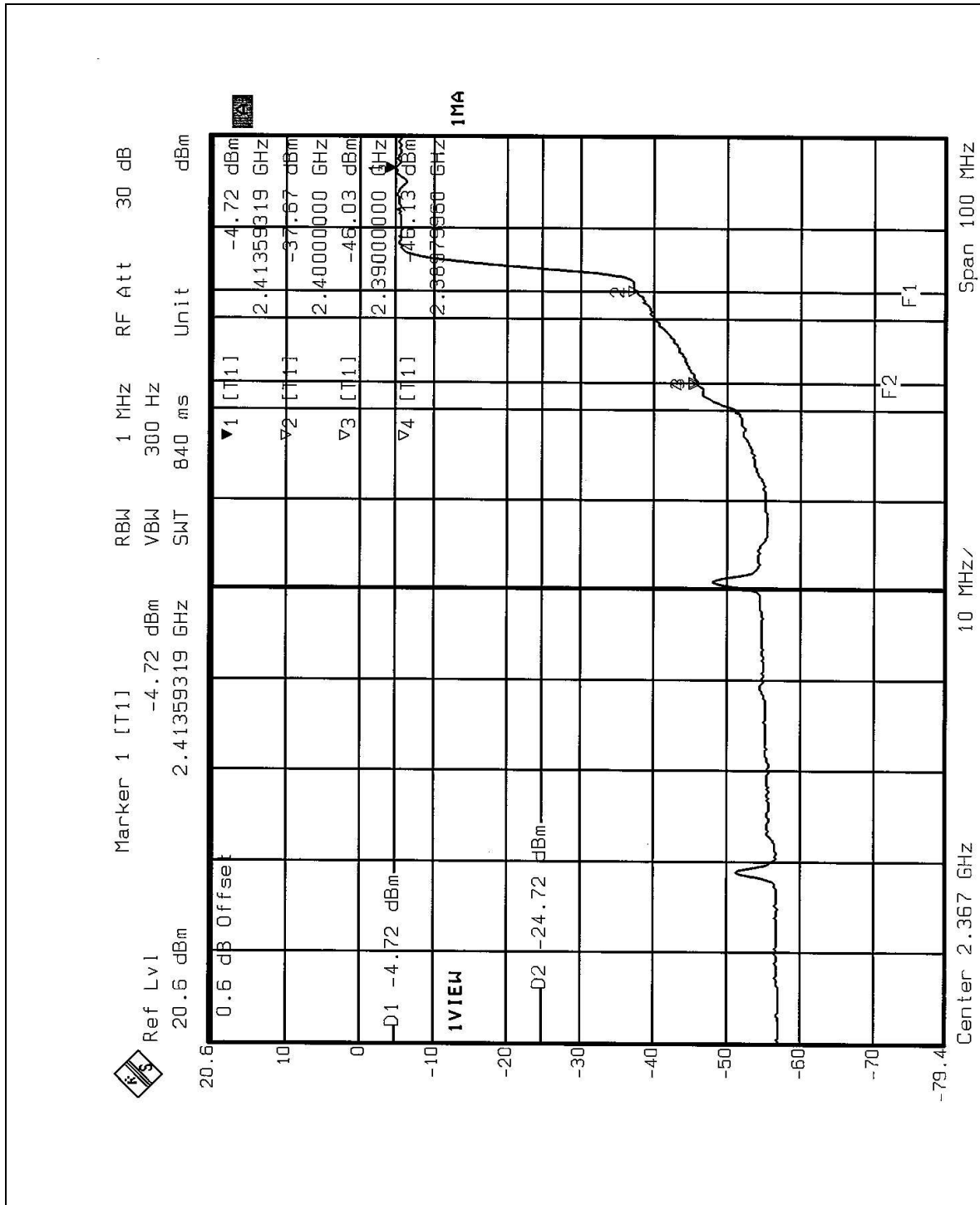
NOTE 1: The band edge emission plot on the following 1-2 pages shows 48.24dB / 47.68dB delta between carrier maximum power and local maximum emission in restrict band (2.3900GHz / 2.4835GHz). The emission of carrier strength list in the test result of channel 1 of CCK technique at the item 4.2.7 is 100.8dBuV/m, so the maximum field strength in restrict band is $100.8 - 48.24 = 52.56$ dBuV/m which is under 54dBuV/m limit.

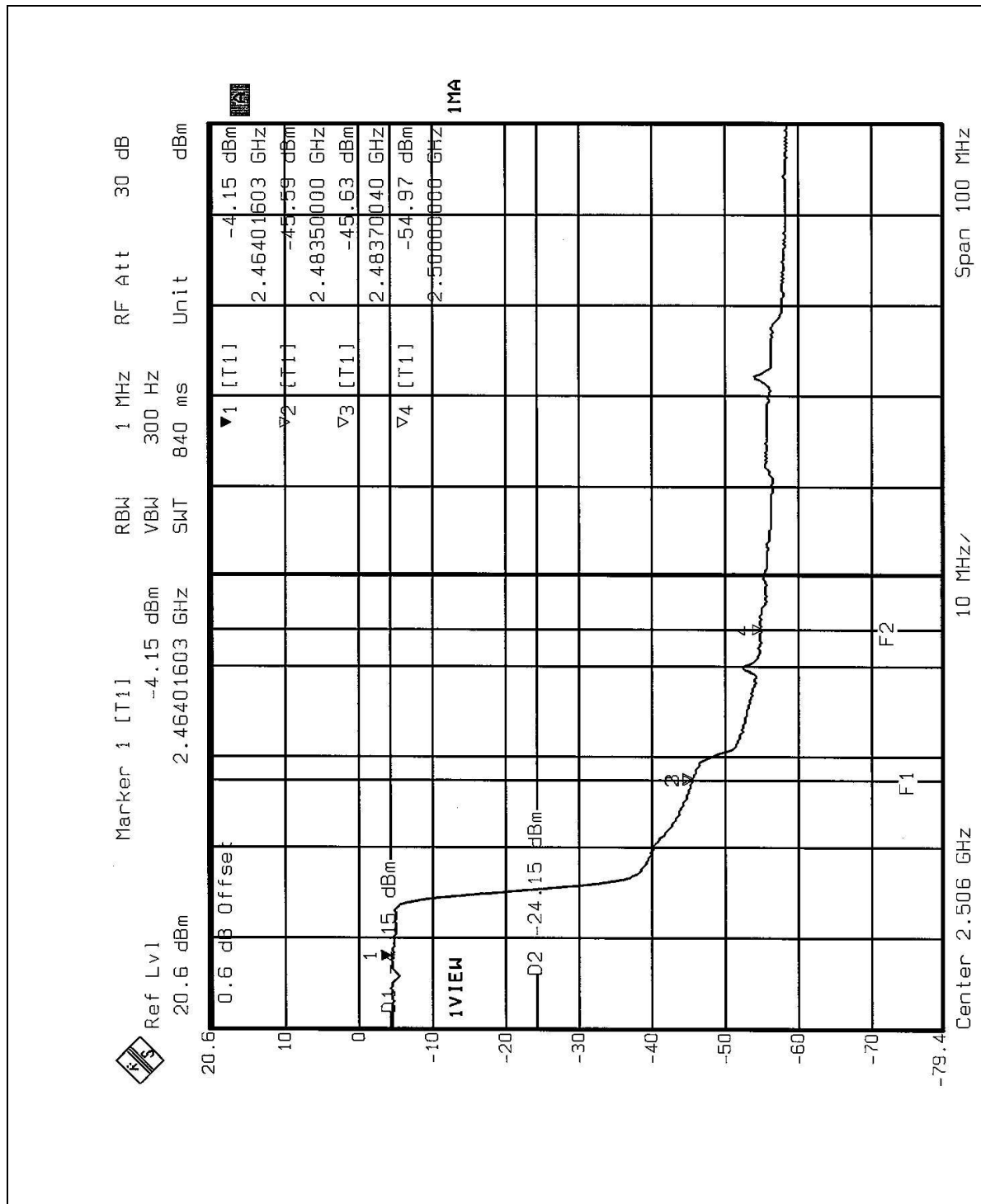
NOTE 2: The band edge emission plot on the following 3-4 pages shows 41.31dB / 41.44dB delta between carrier maximum power and local maximum emission in restrict band (2.3900GHz / 2.4835GHz). The emission of carrier strength list in the test result of channel 11 of OFDM technique at the item 4.2.7 is 93.4dBuV/m, so the maximum field strength in restrict band is $93.4 - 41.44 = 51.96$ dBuV/m which is under 54dBuV/m limit.

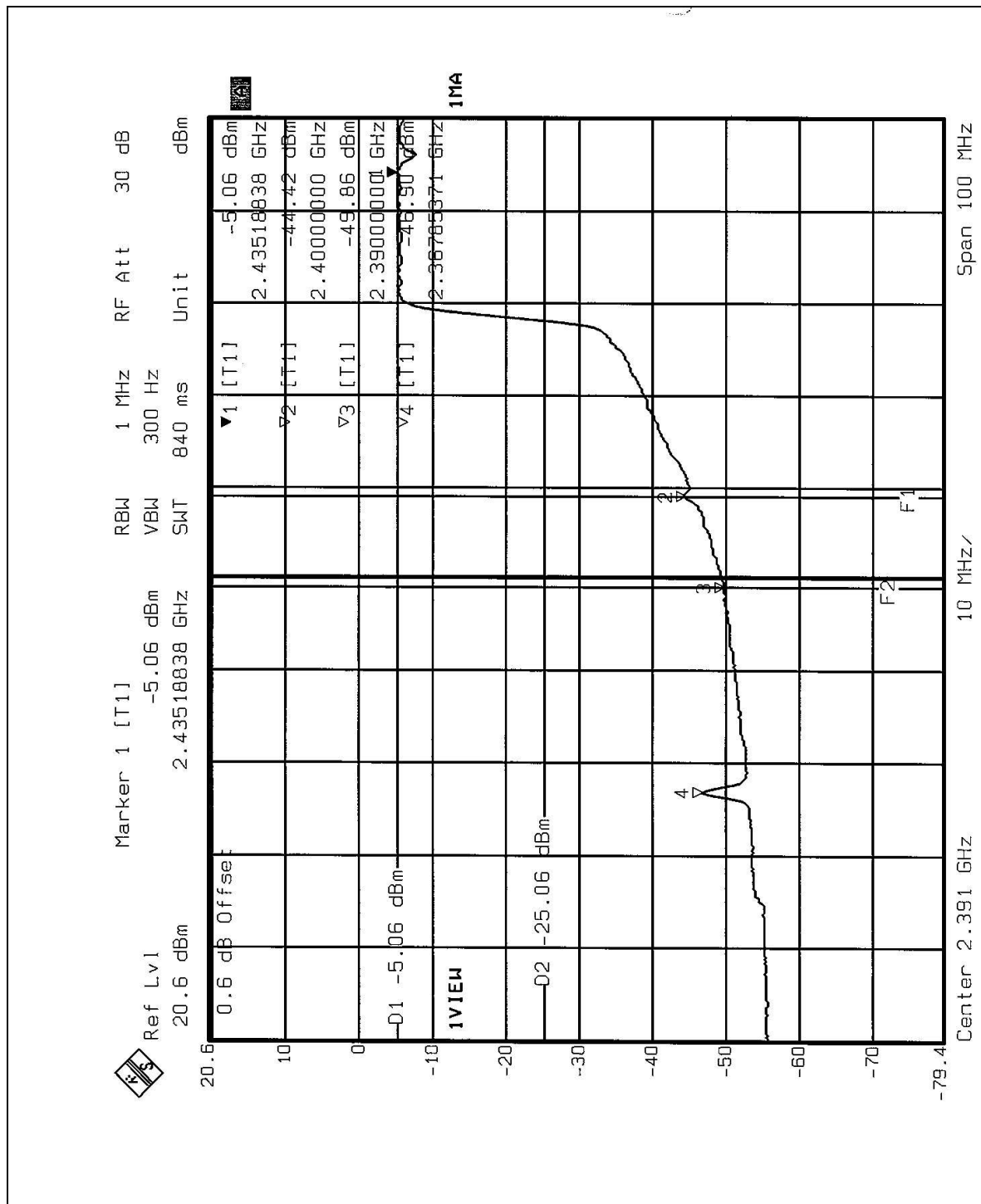
NOTE 3: The band edge emission plot on the following 5-6 pages shows 41.84dB / 47.22dB delta between carrier maximum power and local maximum emission in restrict band (2.3679GHz / 2.4835GHz). The emission of carrier strength list in the test result of channel 6 of OFDM technique in turbo mode at the item 4.2.7 is 91.7dBuV/m, so the maximum field strength in restrict band is $91.7 - 41.84 = 49.86$ dBuV/m which is under 54dBuV/m limit.

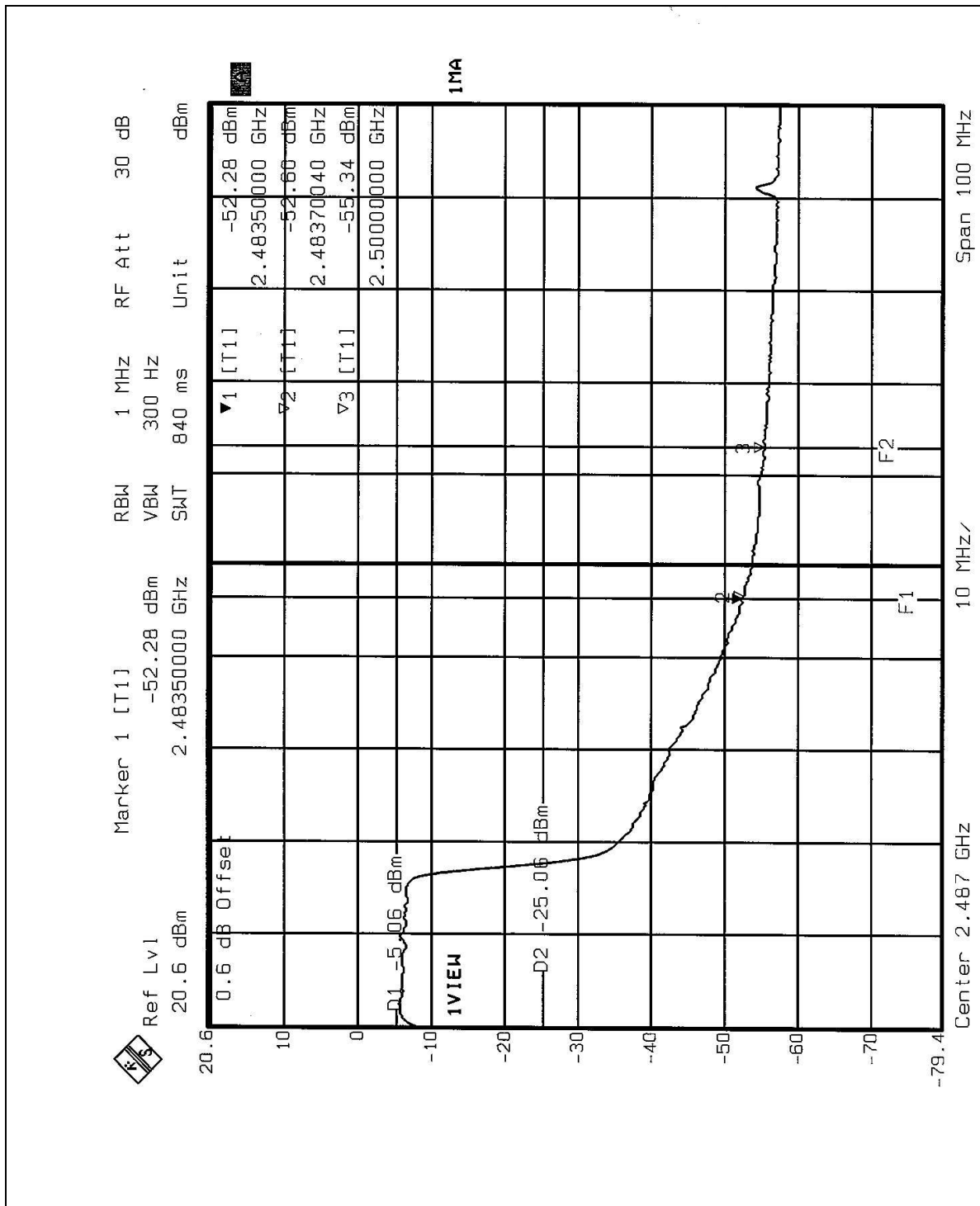














4.7 ANTENNA REQUIREMENT

4.7.1 STANDARD APPLICABLE

For intentional device, according to FCC 47 CFR Section 15.203, an intentional radiator shall be designed to ensure that no antenna other than that furnished by the responsible party shall be used with the device.

And according to FCC 47 CFR Section 15.247 (b), if transmitting antennas of directional gain greater than 6dBi are used, the power shall be reduced by the amount in dB that the directional gain of the antenna exceeds 6dBi.

4.7.2 ANTENNA CONNECTED CONSTRUCTION

The antenna type used in this product is Inverted F with UFL connector. The maximum Gain of this antenna is 2dBi.


5 PHOTOGRAPHS OF THE TEST CONFIGURATION

CONDUCTED EMISSION TEST





RADIATED EMISSION TEST







6 INFORMATION ON THE TESTING LABORATORIES

We, ADT Corp., were founded in 1988 to provide our best service in EMC and Safety consultation. Our laboratories are accredited and approved by the following approval agencies according to ISO/IEC 17025, Guide 25 or EN 45001:

USA	FCC, NVLAP
Germany	TUV Rheinland
Japan	VCCI
New Zealand	MoC
Norway	NEMKO
R.O.C.	BSMI, DGT, CNLA

Copies of accreditation certificates of our laboratories obtained from approval agencies can be downloaded from our web site:

www.adt.com.tw/index.5/phtml.

If you have any comments, please feel free to contact us at the following:

Lin Kou EMC Lab:

Tel: 886-2-26052180

Fax: 886-2-26052943

Hsin Chu EMC Lab:

Tel: 886-35-935343

Fax: 886-35-935342

Lin Kou Safety Lab:

Tel: 886-2-26093195

Fax: 886-2-26093184

Lin Kou RF&Telecom Lab

Tel: 886-3-3270910

Fax: 886-3-3270892

Email: service@mail.adt.com.tw

Web Site: www.adt.com.tw

The address and road map of all our labs can be found in our web site also.