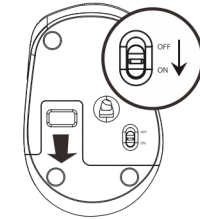


HV-MS56GT  
**USER'S  
 MANUAL**  
 WIRELESS MOUSE

havit



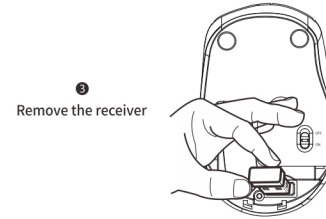
1  
 Open the battery case  
 and power the switch  
 to on



2  
 Insert the battery  
 (pay attention to the  
 positive and negative  
 position)


Note:  
 Do not contain any battery,  
 please buy it yourself.

1



3  
 Remove the receiver

4  
 Insert the computer  
 USB interface



2

Thanks for choosing havit

**Product features**

**15m long distance wireless transmission**  
 2.4GHz wireless technology can provide reliable connection within 360 degrees and 15 meters without any interference.

**Five times power-saving than ordinary wireless mouse.**  
 A new generation of low-power technology, five times power-saving than ordinary wireless mouse, standby time is up to 36 months.

**250Hz high return rate**  
 Return rate shows the speed transferring data between the mouse and computer. 250Hz return rate allows wireless mouse to have no delay nor jump frame in fierce games. It has more practical significance for competitive gamers.

**DPI precise positioning**  
 With high precision DPI: 1000-1500-2000 to switch to ensure the quickly locate the project.

3

**Data parameter**

**Specification:** 2402.85-2480.85MHz  
**Data transmission:** 1Mbps  
**Frequency:**  
**Channel:** 16  
**Engine:** Optical  
**Distance:** 15m  
**Voltage:** 1.5V  
**Current:** 11mA  
**Mouse Key life:** 3 millions  
**Mouse Size:** 99x64.8x36.8mm  
**Mouse Weight:** 58g

**Step current:**  
 Working current = 11mA  
 Standby current = 0.1mA  
 Dormancy current = 50uA  
 No receiver state = 10-25uA

**Tracking performance:**  
 Mouse Resolution: 1000-1500-2000DPI  
 Mouse Rate of return: 250Hz

**System requirement:**  
 Windows: 2000/ME/XP/Vista/7/8/10/MAC/Linux

4

**FCC STATEMENT :**

This device complies with Part 15 of the FCC Rules. Operation is subject to the following two conditions:

- (1) This device may not cause harmful interference, and
- (2) This device must accept any interference received, including interference that may cause undesired operation.

**Warning:**

Changes or modifications not expressly approved by the party responsible for compliance could void the user's authority to operate the equipment.

**NOTE:**

This equipment has been tested and found to comply with the limits for a Class B digital device, pursuant to Part 15 of the FCC Rules. These limits are designed to provide reasonable protection against harmful interference in a residential installation. This equipment generates uses and can radiate radio frequency energy and, if not installed and used in accordance with the

5

instructions, may cause harmful interference to radio communications. However, there is no guarantee that interference will not occur in a particular installation. If this equipment does cause harmful interference to radio or television reception, which can be determined by turning the equipment off and on, the user is encouraged to try to correct the interference by one or more of the following.

**Measures:**

Reorient or relocate the receiving antenna.  
 Increase the separation between the equipment and receiver.  
 Connect the equipment into an outlet on a circuit different from that to which the receiver is connected.  
 Consult the dealer or an experienced radio/TV technician for help.

6