


weeylite  
微徠

# RB9 RGBW Fill light



Thank you for choosing weeylite fill light!  
Please read this manual carefully to  
understand and use all the functions of the fill light.

## Product Featu

Weeylite RB9 professional photography fill light is provided with multiple high CRI (pure white + warm white) LEDs and high-quality RGB LEDs. It features low energy consumption, stable color temperature, energy saving, and a long service life. The color temperature and brightness ratio can be adjusted freely according to the scenes. A variety of modes can be widely used for portraits, macro shooting, interview lighting, broadcasting video, mobile phone recording, etc.

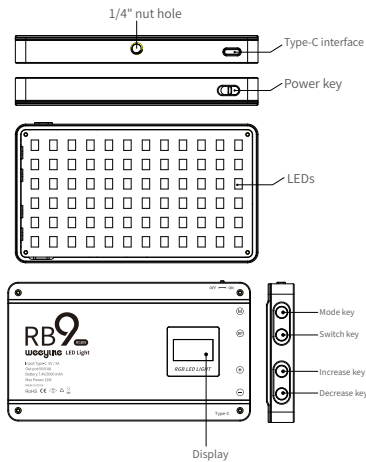
## Features

- FSK24GHz wireless Bluetooth control system, control via remote controller or mobile APP
- Charge your mobile phone in the power bank mode
- 0%-100% power regulation, fine dimming
- 2500K-8500K color temperature adjustment, with a large color temperature zone
- Lighting/color temperature/RGB Intense Pulsed Light/waterfall lights/thunder lightning/alarm lights/scene
- OLED screen with accurate display
- 0-359°full color; can be freely adjusted

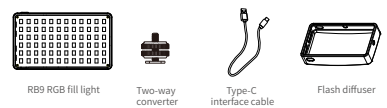
## Notes

1. Keep the product dry. Do not immerse it in water nor expose it to rain.
2. This product is not waterproof. Pay attention to waterproof in rainy and humid environments.
3. Keep it out of the reach of children. No children shall use it.
4. Lithium batteries are built in. Do not disassemble, hit, squeeze or throw them into fire.
5. No use in flammable gas. Violation of this warning may cause explosion or fire.
6. Charge the product with the exclusive charger. Follow the operating instructions. Use it correctly within the specified voltage and temperature range.
7. Do not place the in-service product on the bed, sofa, or other places that affect the heat dissipation and have combustible materials. This product will generate heat during use. Close contact with flammable materials may cause a fire risk!
8. It is normal for the temperature of this product to be high (about 60°C) during operation.

## Components

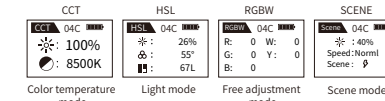


## Components



## Operating Instructions

After the product is turned on, there are 4 lighting modes (as below):



## Power Bank Mode

(This product can be used as a power bank to charge mobile phones or other rechargeable devices)



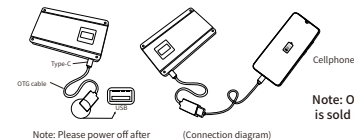
Power Bank OFF ► Power Bank ON

Operation Method (enter the power bank mode in two methods)

Method 1: Press and hold < M > key to switch on the power < P >

Method 2:

Press and hold < M > key to enter the Setting interface, select the charging mode, and then press < P > key (on/off). Mobile phones can be charged in this mode.



## Charging Reminder

After the USB cable is plugged in, when the < P > icon is displayed, it means that the battery is charging; when the < P > icon is displayed, it means that the battery is fully charged;

## Low Battery Warning

When the battery is low, the product will enter the low-power mode. P will be displayed in the upper left corner of the screen, and the software will limit the power. When the battery almost runs out, the software will automatically shut down.

(Reminder: Power off)



## Mobile APP connection



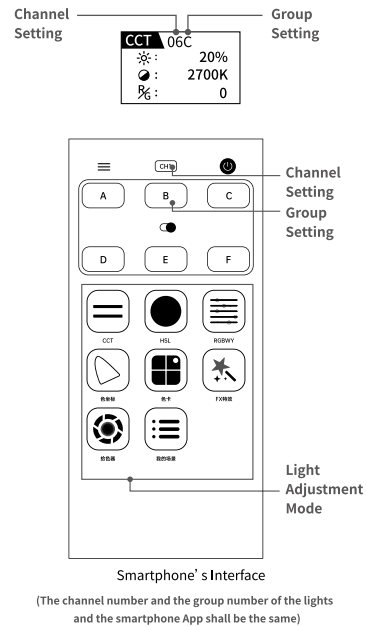
Scan QR codes to download on your Apple devices



Scan QR codes to download on your Android devices

1. Search "Weeylite" in the "APP Store" of Apple OS, find the dimming APP, and download and install it to your phone.
2. For Android system, use browser/QQ to scan QR codes and download "Weeylite" dimming APP.

## Preview of the App's Interface



Smartphone's Interface

(The channel number and the group number of the lights and the smartphone App shall be the same)

1. Keep the Bluetooth on your mobile phone on, start the APP "Weeylite", and set the channel number of the APP to be the same as the that of the controlled light. (If the channel of the controlled light is 1, the group number of APP will be 1, otherwise it is out of control)
2. Set the APP group number to be the same as the group number of the controlled light. (If the channel number of the controlled light is A, the channel number of the mobile APP will be A, otherwise it is out of control)

Note: 1. For the moment, Android system does not support "Scan QR codes to download via WeChat". For devices with Android system, browser/QQ should be used to scan QR codes and download the "Weeylite" APP.  
2. This product does not need Bluetooth pairing, and supports unlimited number of lights.

Note: This product also supports RC-11 remote dimming (sold separately)

## Specifications

Power range	0%-100% (adjustable)
Color temperature range	2,500K-8,500K(±200K) adjustable
Maximum brightness	1,150LM
Maximum intensity of illumination	1350L/0.5m
Number of LEDs	78*60RGB
Color rendering index	RA≥95 / TLCI≥97
Maximum power	12W
Wireless dimming	Mobile phone 2.4GHz Bluetooth wireless dimming (Android, Apple) /RC-11 remote dimming (sold separately)
Remote distance	15 to 20 meters (the remote control distance will increase or decrease due to factors such as barrier free objects in the service environment)
Charging port	Type-C interface, 5V/2A
Charging time	≥3.5 hours
Built-in lithium battery	7.4/3000mAh
Battery life	About 2 hours
Ambient temperature	0-40°C
Fixed interface	Two-way converter
Dimensions	140mmX80mmX16mm
Weight	About 265g
Accessories	Light*1, Two-way converter*1, Type-C cable*1, Flash diffuser*1, Cellphone holder*1

# weeylite Warranty Card

weeylite International Warranty Card is an important document, in order to enjoy the product Warranty service, please present this warranty card and invoice during the warranty registration period. The original must be stamped by the company's authorized dealer.

For Weeylite designated maintenance stations and other consultation changes, please visit our company's website: [www.weeylite.com](http://www.weeylite.com)  
Please keep this card properly, any loss will not be subsidized

Shenzhen Jueying Technology Co., Ltd. Standard Q/JYK J002-2019  
TEL: 0755-2877 9024 FAX: 0755-2877 4730  
MAIL: [info@weeylite.com](mailto:info@weeylite.com) URL: [www.weeylite.com](http://www.weeylite.com)  
FTY: 2/F, Bldg 4, Baokun Science and Technology Industrial Park, Xialingpai, Dalang Str., Longhua, Shenzhen, China

This device complies with Part 15 of the FCC Rules. Operation is subject to the following two conditions: (1) this device may not cause harmful interference, and (2) this device must accept any interference received, including interference that may cause undesired operation. changes or modifications not expressly approved by the party responsible for compliance could void the user's authority to operate the equipment.

NOTE: This equipment has been tested and found to comply with the limits for a Class B digital device, pursuant to Part 15 of the FCC Rules. These limits are designed to provide reasonable protection against harmful interference in a residential installation. This equipment generates, uses and can radiate radio frequency energy and, if not installed and used in accordance with the instructions, may cause harmful interference to radio communications. However, there is no guarantee that interference will not occur in a particular installation. If this equipment does cause harmful interference to radio or television reception, which can be determined by turning the equipment off and on, the user is encouraged to try to correct the interference by one or more of the following measures:

- Reorient or relocate the receiving antenna.
- Increase the separation between the equipment and receiver.
- Connect the equipment into an outlet on a circuit different from that to which the receiver is connected.
- Consult the dealer or an experienced radio/TV technician for help.

Changes or modifications not expressly approved by the party responsible for compliance could void the user's authority to operate the equipment.

The device has evaluated to meet general RF exposure requirement. The device can be used in portable exposure without restriction.