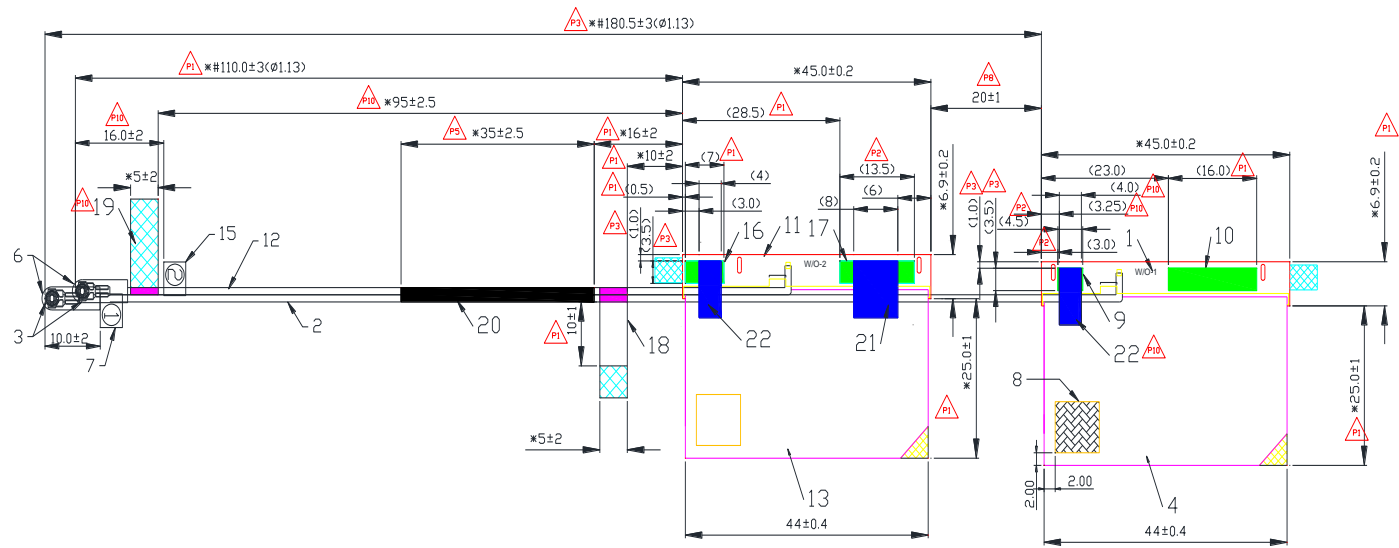



Section 2. Dimensioned Photos or Drawings of Antennas

Include a dimensioned photo and dimensioned drawing of Tx1 antenna here.

Tx1 Antenna Dimensioned Drawing:




Tx1 Antenna Photo:



[illegible]

Figure 1 shows a photograph of the experimental setup. A blue PCB is shown with various components. A ruler at the top indicates dimensions in mm. A red dashed box highlights a component labeled 'Tx2'.




5/18

Include front view photo of all 2 antennas here.

Antenna Manufacturer: INPAQ

Antenna Part Number: DC33002K3C0 (WA-P-LBLB-02-130) (Tx1), DC33002K3C0 (WA-P-LBLB-02-130) (Tx2 or Rx2)



Note: antenna photo should include L type ruler

Include back view photo of all 2 antennas here.

Antenna Manufacturer: INPAQ

Antenna Part Number: DC33002K3C0 (WA-P-LBLB-02-130) (Tx1), DC33002K3C0 (WA-P-LBLB-02-130) (Tx2 or Rx2)

