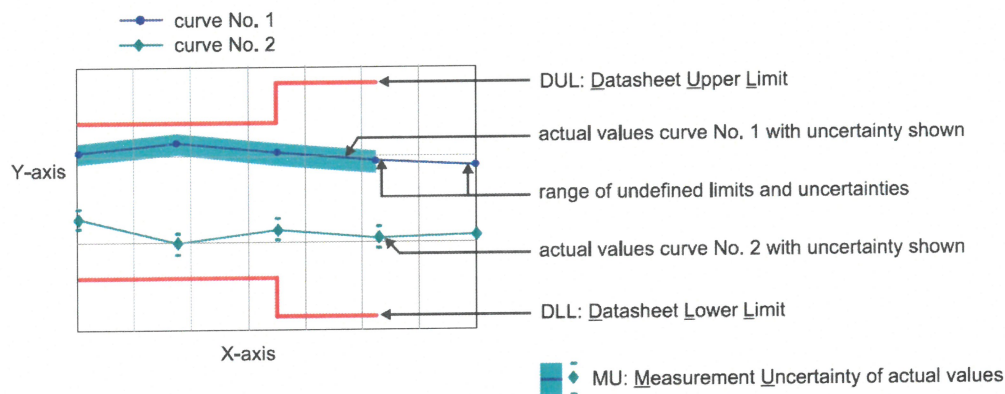


1 Incoming Results

The following abbreviations may be used in this document

{a}	No measurement uncertainty stated because the errors always add together. So it is sure that a measurement result evaluated as "PASS" is pass.
{b}	The measurement uncertainty depends on the measurement result. The stated measurement uncertainty is valid for the close area around the specification. Measurement results outside the close area have a higher measurement uncertainty but are within the specification.
{c}	Functional test, therefore no measurement uncertainty is stated.
{d}	Typical value, refer to performance test.
{e}	The measurement uncertainty is taken into account when setting the measuring system.
DL or DT	Data Limit for symmetrical tolerance limits
DLL	Datasheet Lower Limit
DUL	Datasheet Upper Limit
MU	Measurement Uncertainty
MLL or MLV	Measurement Uncertainty Lower Value
MUL or MUV	Measurement Uncertainty Upper Value
Nom.	Nominal Value
Dev.	Deviation
MErr.	Measurement Error
Act.	Actual Value
UGB	Uncertainty Guard Band: Measuring uncertainty violates the data (spec.) limit.
UGB1	Measurement results marked as UGB1 show conformity with a probability of >50 % and <95 %.
UGB2	Measurement results marked as UGB2 show non-conformity with a probability of >50 % and <95 %.
DU	Datasheet Uncertainty

Explanation of charts



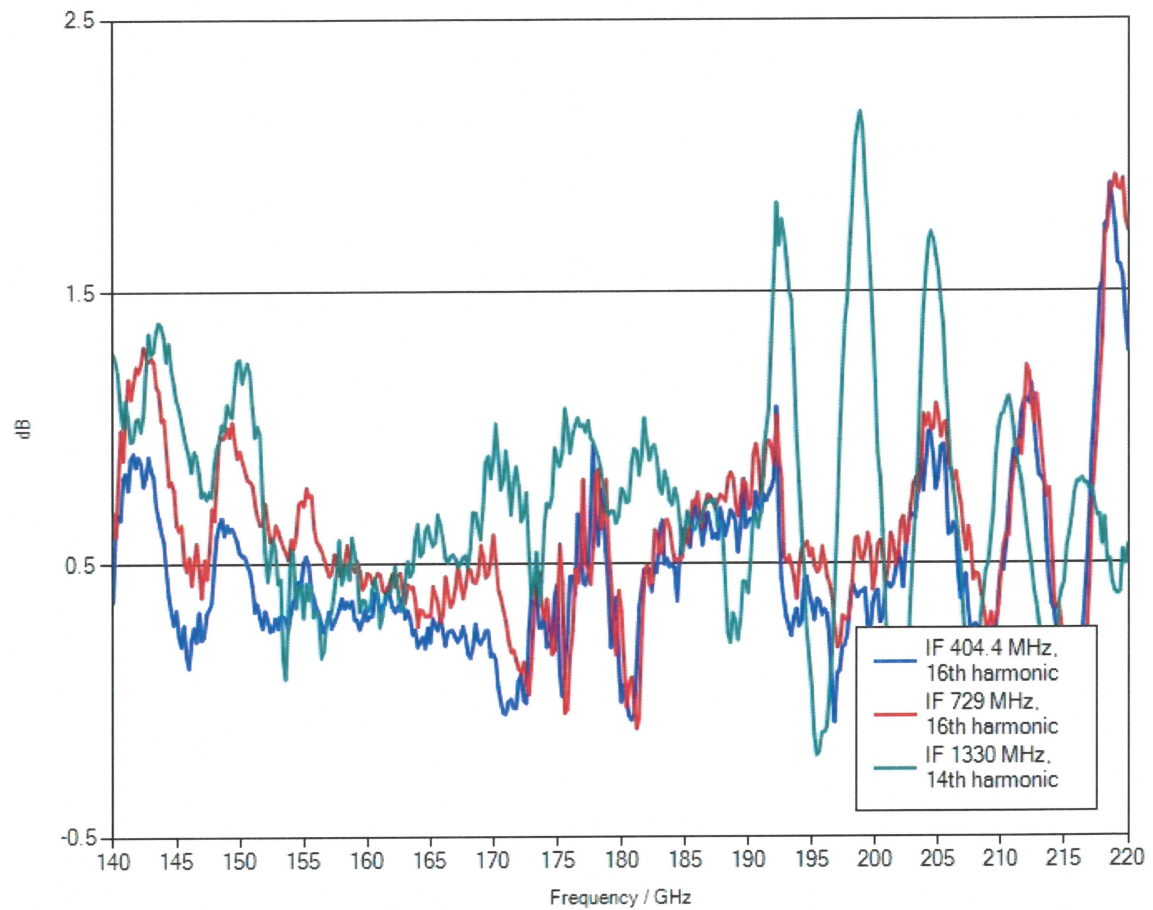
Software used for measurement

Item Type
Measurement Studio Professional Edition
MixerCertification

Version
2013
7_15

Remark

1.1 Deviation between actual and previous conversion loss



Incoming Report

Calibration Laboratory of Microwave Measuring Equipment
of MWMLab



Calibration certificate

ISO 17025
ACCREDITED LABORATORY



Accreditation certificate No. № BY/112 5.0065 of 09.01.2015

Certificate number 36-21 Date when calibrated 06.07.2021 Page 1 of 2

Item calibrated Antenna QWH-UPRR00 # 1410300003

Customer Sporton International Inc.

Method of calibration GOST 20271.1, MK KL 8.2-16

All measurements are traceable to the SI units which are realized by national measurement standards of NMI and state standards of RF. Gain measurements above 178 GHz are to confirm operation functionality and traceable only to MWMLab standards and OML. This certificate shall not be reproduced, except in full. Any publication extracts from the calibration certificate requires written permission of the issuing calibration laboratory of microwave measuring equipment.

Authorising
signature



/ Technical manager Date of issue 06.07.2021

Calibration Certificate

Certificate number **36-21**

Page **2** of **2**

Calibration is performed by using

Model	Model Description	Equipment ID	Cal Due Date	Certificate Number	Trace Value
M1-11	Calibrator of power with wattmeter M3-22A	841202/037410	08 December 2021	3882-43	RF Power
M 568	Reference power meter	164	24 March 2022	1/111-175-20	RF Power
G4-161	Signal generator	3	12 October 2021	20-20	RF Power
MG3694C	Signal generator	133805	11 September 2021	2726-43	RF Power Frequency
V7-34	Universal voltmeter	0067787	23 September 2021	2742-42	DC Voltage
RCH3-72	Frequency meter	931200	18 September 2021	2822-43	Frequency
P6-133	Horn antenna	15005	23 September 2021	2374-43	Gain
P6-11B	Measuring horn antenna	08051	23 September 2021	2370-43	Gain

Calibration conditions

Temperature: 23.8 °C.
Humidity: 43.2 %.
Pressure: 100.1 kPa.


Calibration results are given in the measurement report # 36-21

#	Parameter	Specifications required	Specifications tested and measured
1	Frequency range	40 – 60 GHz	Corresponds
2	Antenna Gain	22.5* dBi	Corresponds (Table 1)
3	Antenna Factor	42 dB/m	Corresponds (Table 1)

* – Expanded uncertainty of measurements 2.0 dB.

The uncertainty evaluation has been performed in accordance with ISO/IEC Guide 98-3:2008 (GUM). The reported uncertainty of measurement is stated as the standard uncertainty of measurement multiplied by the coverage factor k such that the coverage probability corresponds to approximately 95 %. This probability corresponds to a coverage factor of $k=2$ for a normal distribution.

Signature of the person who has performed calibration


/ Engineer

**Calibration Laboratory of
Microwave Measuring Equipment**

Accreditation certificate

No. BY/112 5.0065

Address: 6, P. Brovki str., Minsk
220013, Belarus

Phone/Fax: +375 17 2938496



Technical Manager

July 6, 2021

MEASUREMENT REPORT # 36-21

July 6, 2021

Customer:	Sporton International Inc.
Item calibrated:	Antenna QWH-UPRR00 # 1410300003
Method of calibration:	GOST 20271.1, MK KL 8.2-16
Number of samples:	One
Delivery date of the sample:	21.06.2021
Date of calibration:	From 21.06.2021 to 06.07.2021