


9.9. SETUP PHOTOS


Radiated Emission below 1 GHz Measurement with Power Supply Model 4001






Radiated Emission below 1 GHz Measurement with Power Supply Model 6012







Conducted Emission Measurement with Power Supply Model 4001



Conducted Emission Measurement with Power Supply Model 6012




Radiated Emission above 1 GHz Measurement






Antenna Port Terminal Measurement



Peak Power Measurement at Antenna Port Terminal



END OF REPORT