

## EXHIBIT C - TEST SETUP PHOTOGRAPHS


---

For FPC antenna:


**Conducted Emissions (Front View)**




**Conducted Emissions (Left View)**



### **Radiated Emissions (Below 1GHz)**




### **Radiated Emissions (Above 1GHz)**




**For PCB antenna:**

**Conducted Emissions (Front View)**




**Conducted Emissions (Left View)**





### **Radiated Emissions (Below 1GHz)**



### **Radiated Emissions (Above 1GHz)**

