





MP120

Portable Bluetooth Speaker

www.edifier.com

■ Important Safety Instruction

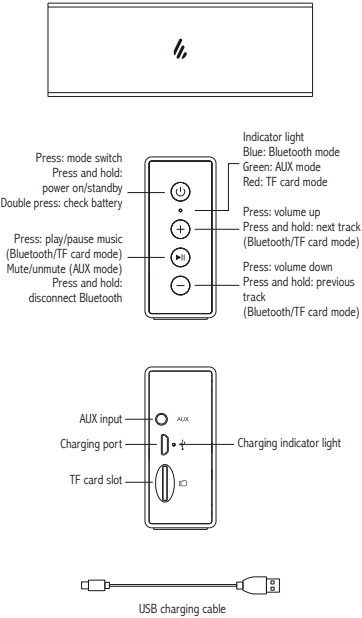
- Please read the instructions carefully. Keep it in safe place for future reference.
- Use only accessories approved by the manufacturer.
- Install the instrument properly by following the instructions in the device connection section.
- Using the product in a 0-35°C environment is recommended.
- To reduce the risk of fire and electric shock, do not expose the product to rain or moisture.
- Do not use this product near water. Do not immerge the product into any liquid or have it exposed to dripping or splashing.
- Do not install or use this product near any heat source (e.g. radiator, heater, stove, or other devices that generate heat).
- Do not place any object filled with liquids, such as vases on the product; neither should any open fire, such as lighted candles be placed on the product.
- Do not block any ventilation openings. Do not insert any object into ventilation openings or slots. It may cause fire or electric shock.
- Keep sufficient clearance around the product to maintain good ventilation (minimum 5cm is recommended).
- Do not force a plug into the jack. Before connection, check for blockage in the jack and whether the plug matches the jack and is oriented to the right direction.
- Keep the provided accessories and parts (such as screws) away from children to prevent from being swallowed by mistake.
- Do not open or remove the housing yourself. It may expose you to dangerous voltage or other hazardous risks. Regardless the cause of damage (such as damaged wire or plug, exposure to liquid splash or foreign object falling in, exposure to rain or moisture, product not working or being dropped, etc.), the repair has to be performed by an authorized service professional immediately.
- Before cleaning the product with dry cloth, always turn off the product and disconnect the power plug first.
- Never use strong acid, alkali, gasoline, alcohol, or other chemical solvents to clean the product surface. Use only neutral solvent or clear water for cleaning.

-  Excessively loud music may lead to hearing loss. Please keep the volume in a safe range.
-  Correct Disposal of this product. This marking indicates that this product should not be disposed with other household wastes throughout the EU. To prevent possible harm to the environment or human health from uncontrolled waste disposal, recycle it responsibly to promote the sustainable reuse of material resources. To return your used device, please use the return and collection systems or contact the retailer where the product was purchased. They can take this product for environmental safe recycling.

- For wireless product:
- Wireless product may generate shortwave radio frequencies and interfere with the normal use of other electronic devices or medical equipment.
 - Turn off the product when it's disallowed. Do not use the product in medical facilities, on airplane, at gas stations, near automatic gates, automatic fire alarm system or other automated devices.
 - Do not use the product in the vicinity of a pacemaker within a 20cm range. The radio waves may affect the normal operation of the pacemaker or other medical devices.

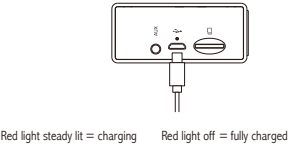
⚠ WARNING!
Danger of explosion if the battery is incorrectly replaced. Replace only with the same or equivalent type.
For products with removable battery, the battery must be properly recycled or disposed. For products with built-in battery, disassembling is prohibited. Never disassemble, hit with force, squeeze batteries or dispose of batteries in fire. Do not expose batteries in conductive materials, liquid, fire or heat. Do not let metal object contact two battery poles. If the battery looks swollen, leaking, discolored, having odor or any abnormal appearance, stop using it. Do not use the battery after immersed in water.
Improper use of battery may lead to explosion or leakage, causing skin burn or other injuries; in the event of battery leakage, handle it with care and immediately dispose of the battery in the manner in compliance with applicable laws and regulations in your locality.

■ Product Description and Accessories



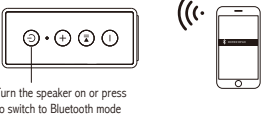
■ Operational Guide

- **Charge**
 1. When at low battery level, you may hear a warning prompt tone, please recharge the speaker.
 2. If the product with lithium battery has not been used for long periods of time, please charge the product at least once per 3 months .



● Bluetooth Connection

- Turn the speaker on or press the "⏻" button to switch to Bluetooth input, blue light will flash.
- Set your mobile phone to search for and connect to "EDIFIER M120", after pairing is successful, the blue light will be steady lit.



■ Specifications

Power output: 4W+4W
Frequency response: 100Hz-15KHz
Rated input: 5V ≈ 2A
Frequency Band: 2.402GHz ~ 2.480GHz

There is no restriction of use.

■ Troubleshooting

- **No sound**
 - Check if the speaker is ON.
 - Try to turn the volume up using the volume control.
 - Ensure the audio cables are firmly connected and the input is set correctly on the speaker.
 - Check if there is a signal output from the audio source.

- **Cannot connect via Bluetooth**
 - Make sure the speaker is switched to Bluetooth input. If it is in other audio input modes, Bluetooth will not connect. Disconnect from any Bluetooth device by pressing and holding the "⏻" button, then try again.
 - Effective Bluetooth transmission range is 10 meters; please ensure that operation is within the range.
 - Try another Bluetooth device for connection.

Noise coming from speakers

- Edifier speakers generate little noise, while the background noise of some audio devices are too high. Please unplug audio cables and turn the volume up, if no sound can be heard at 1 meter away from the speaker, then there is no problem with this product.

The MP120 does not turn on

- Check if main power is connected, or if the wall outlet is switched on.

To learn more about EDIFIER, please visit www.edifier.com
For Edifier warranty queries, please visit the relevant country page on www.edifier.com and review the section titled Warranty Terms.
USA and Canada: service@edifier.ca
South America: Please visit www.edifier.com (English) or www.edifierla.com (Spanish/Portuguese) for local contact information.