

APPENDIX REPORT

Project No.	SHT2101015601EW	Radio Specification	Bluetooth EDR
Test sample No.	YPHT21010156002	Model No.	M4
Start test date	2021-01-11	Finish date	2021-01-11
Temperature	23.2°C	Humidity	20%
Test Engineer	Hailey Chen	Auditor	Xiaodong Zheo

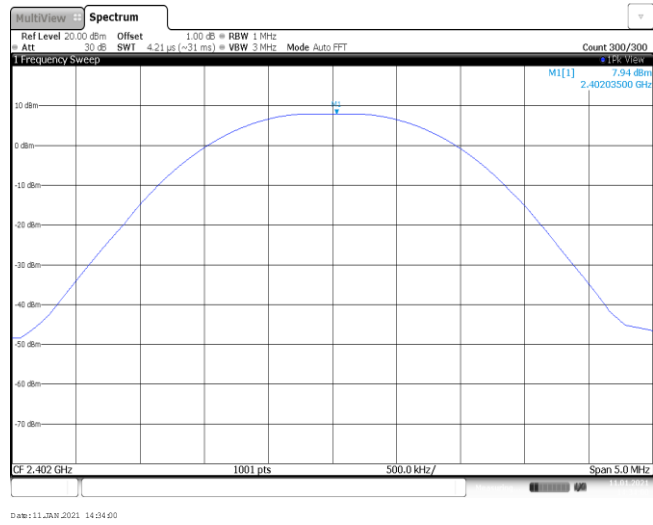
Appendix clause	Test item	Result
A	Peak Output Power	PASS
B	20 dB Bandwidth	PASS
C	99% Occupied Bandwidth	PASS
D	Carrier Frequencies Separation	PASS
E	Hopping Channel Number	PASS
F	Dwell Time	PASS
G	Duty Cycle Correction Factor (DCCF)	PASS
H	Band edge and Spurious Emissions(coducted)	PASS

Appendix A: Peak Output Power

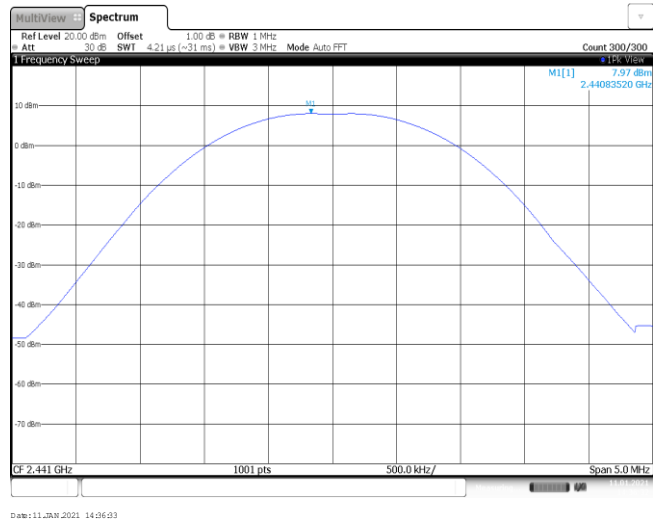
Modulation type	Channel	Output power (dBm)	Average Output power (dBm)	Limit (dBm)	Result
GFSK	00	7.94	7.93	≤ 30.00	Pass
	39	7.97	7.95		
	78	7.99	7.97		
π/4DQPSK	00	9.38	8.79	≤ 21.00	Pass
	39	9.37	8.77		
	78	8.88	8.26		
8DPSK	00	8.91	8.22	≤ 21.00	Pass
	39	9.42	8.75		
	78	9.05	8.35		

Modulation Type: GFSK

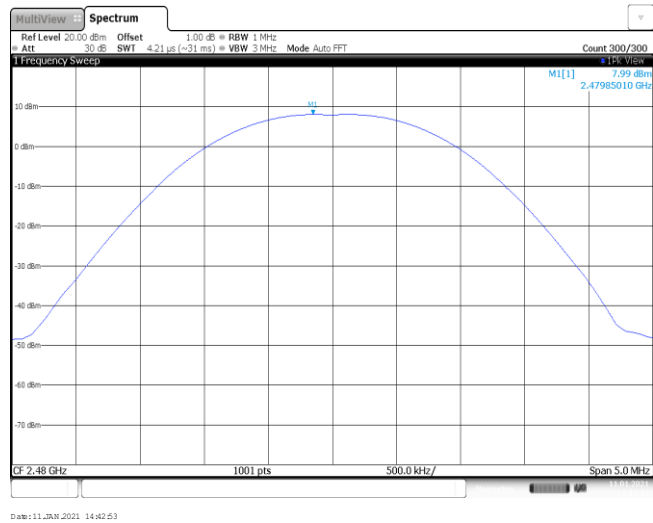
CH00



CH39

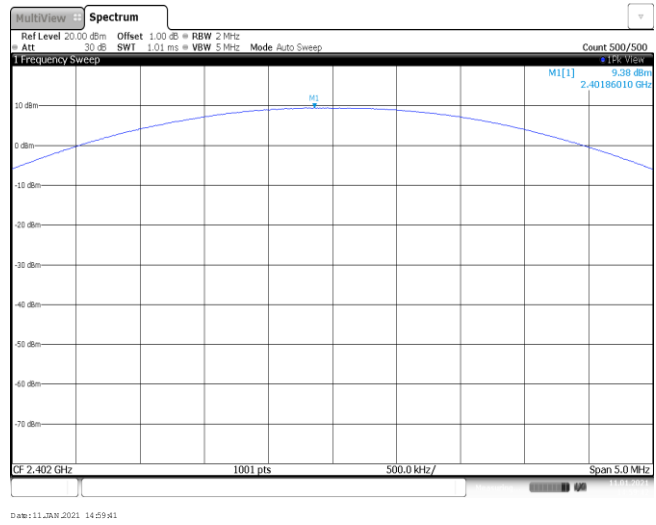


CH78

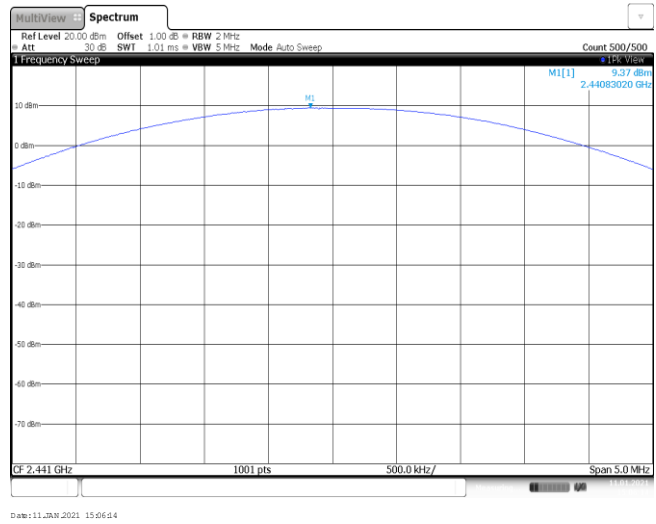


Modulation Type: $\pi/4$ QPSK

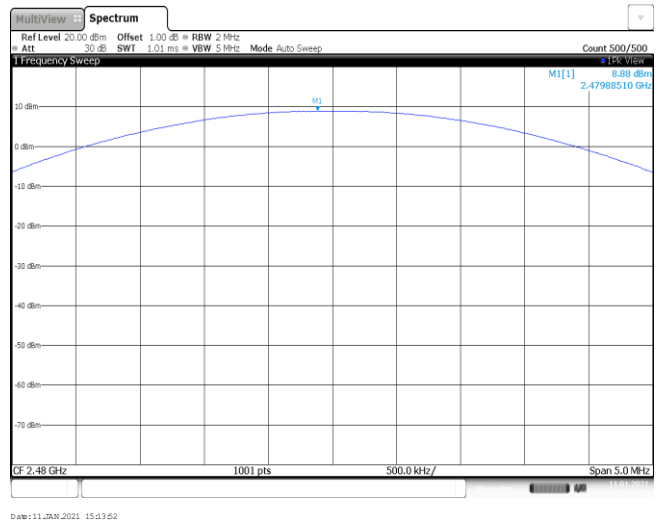
CH00



CH39

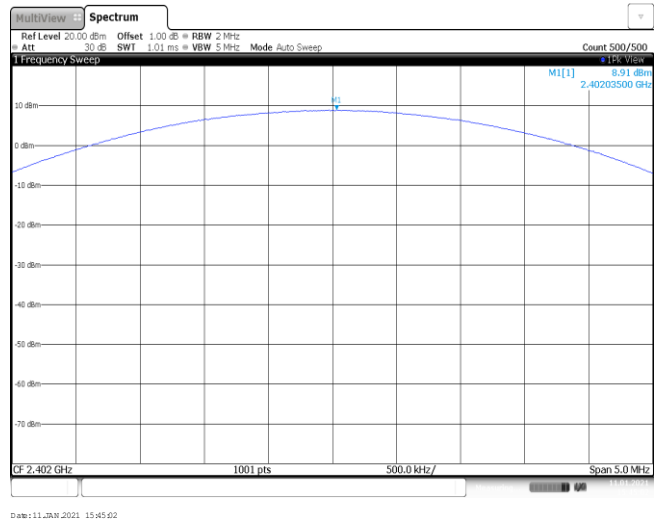


CH78

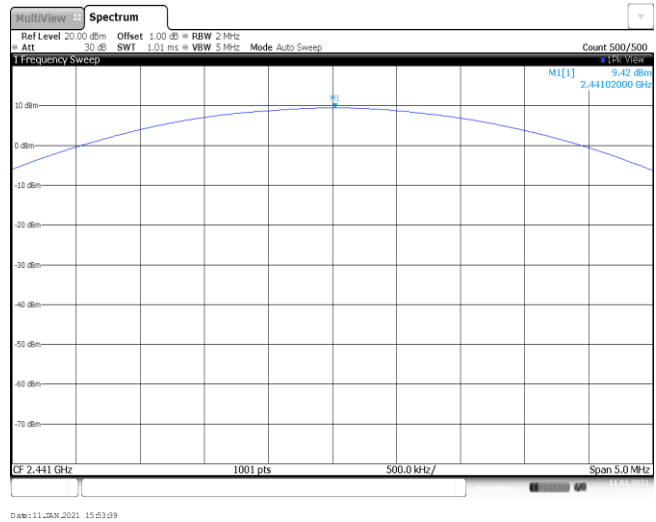


Modulation Type: 8DPSK

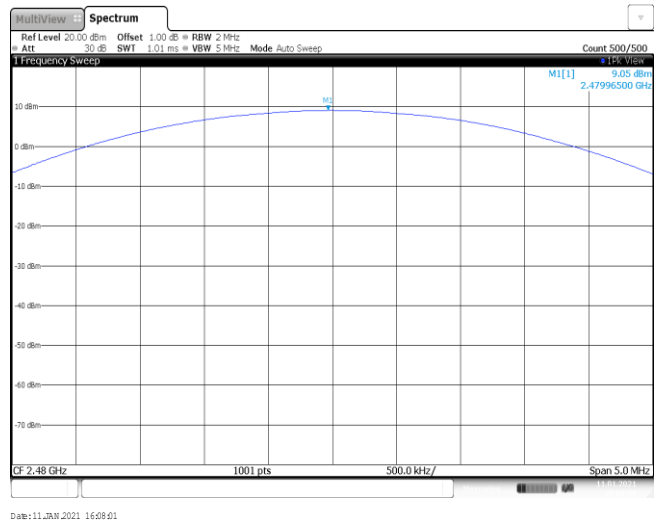
CH00



CH39



CH78

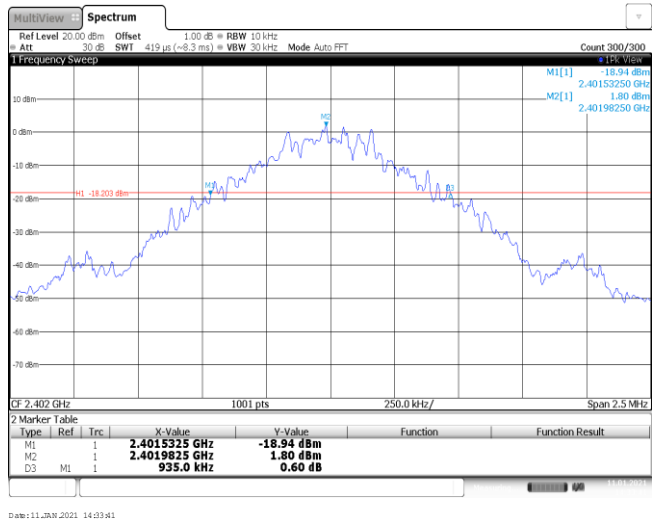


Appendix B : 20 dB Bandwidth

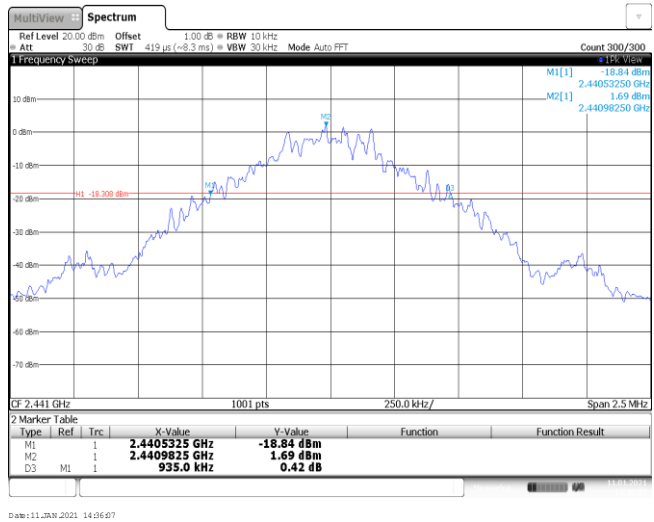
Modulation type	Channel	20 dB Bandwidth (kHz)	Limit (kHz)	Result
GFSK	00	935.00	-	Pass
	39	935.00		
	78	935.00		
$\pi/4$ DQPSK	00	1317.50	-	Pass
	39	1315.00		
	78	1310.00		
8DPSK	00	1302.50	-	Pass
	39	1305.00		
	78	1302.50		

Modulation Type: GFSK

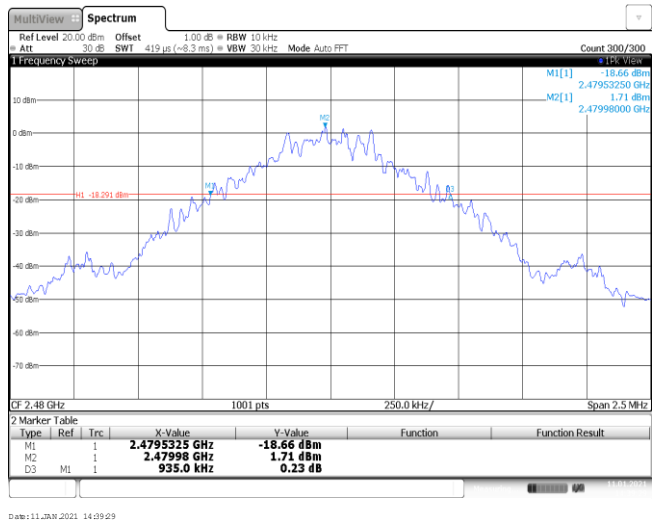
CH00



CH39

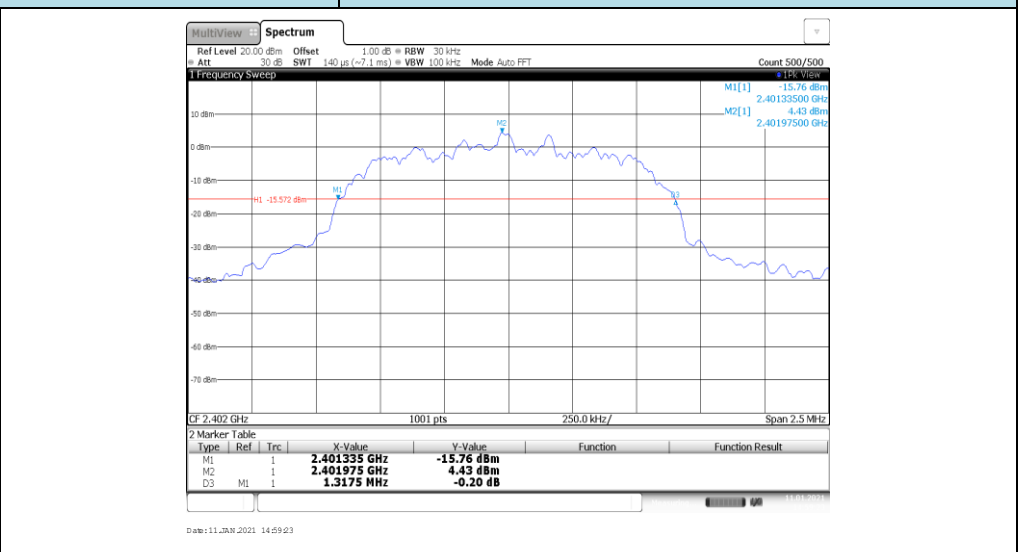


CH78

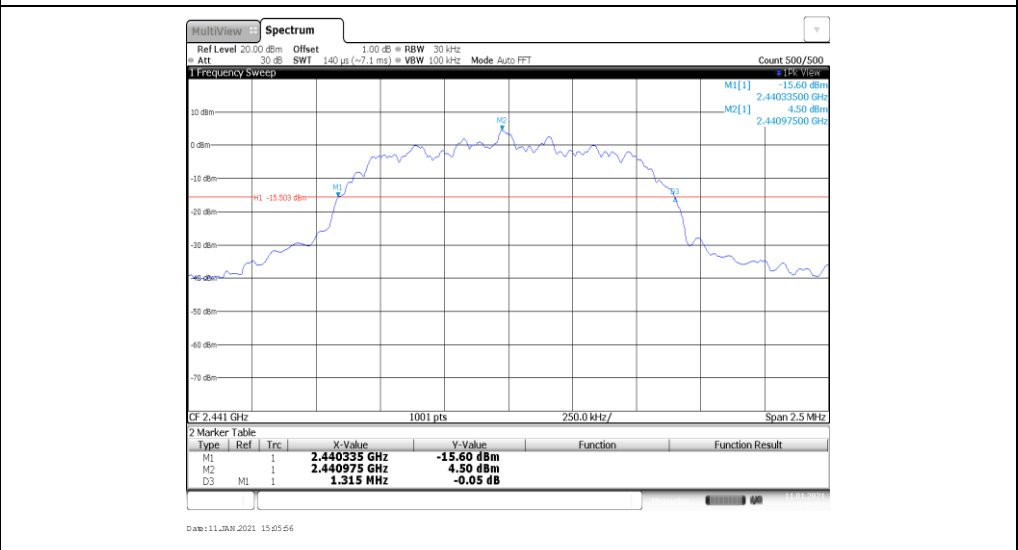


Modulation Type: $\pi/4$ DQPSK

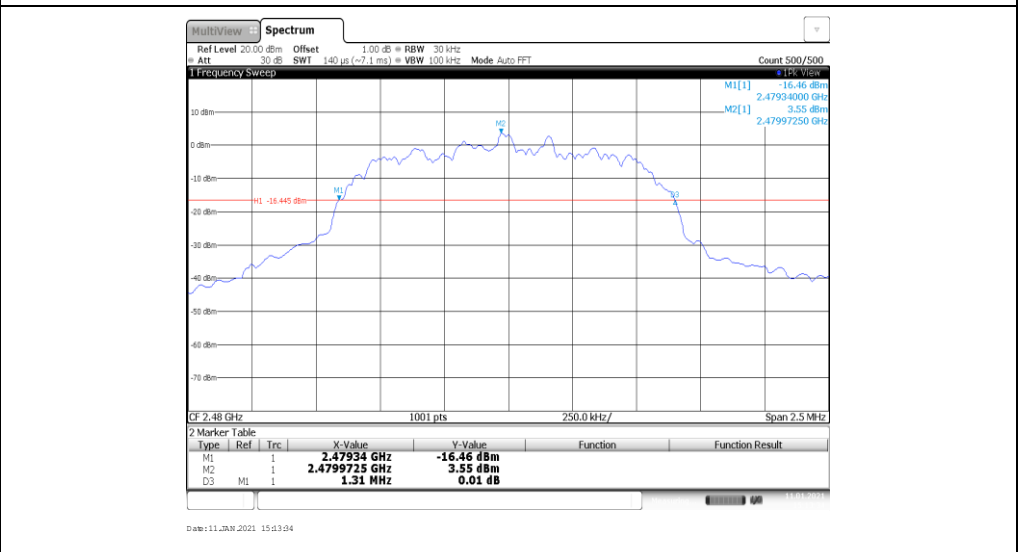
CH00



CH39

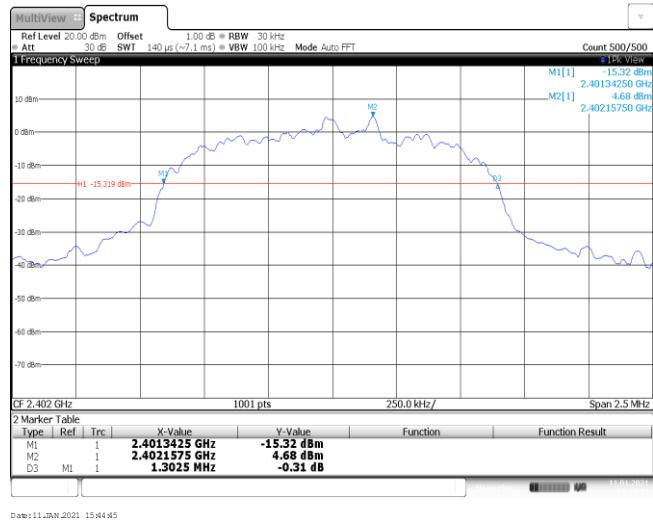


CH78

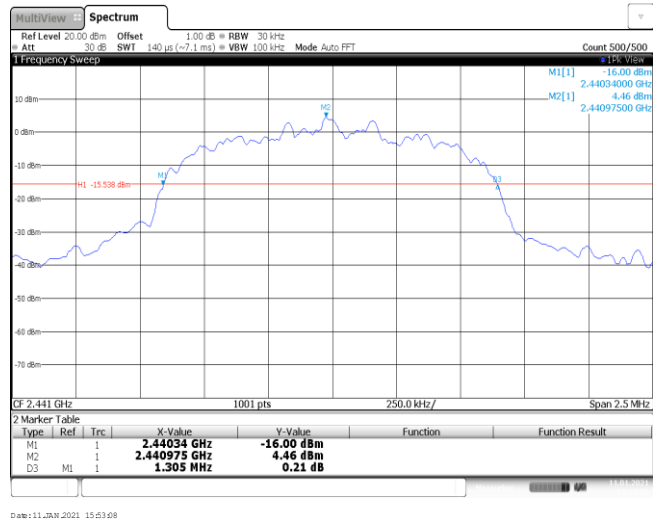


Modulation Type: 8DPSK

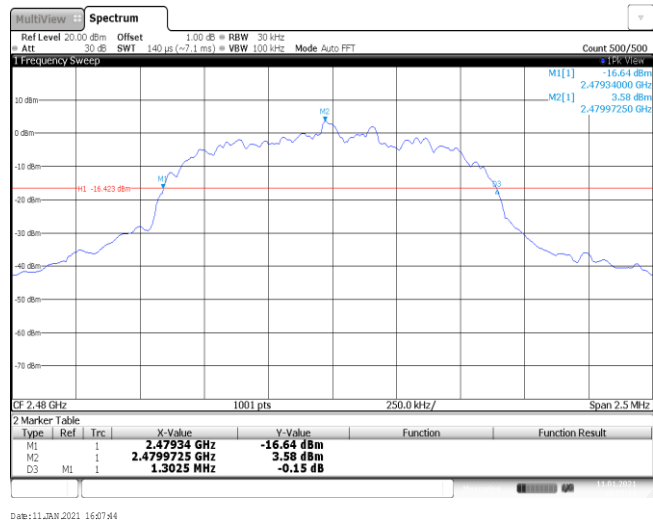
CH00



CH39



CH78

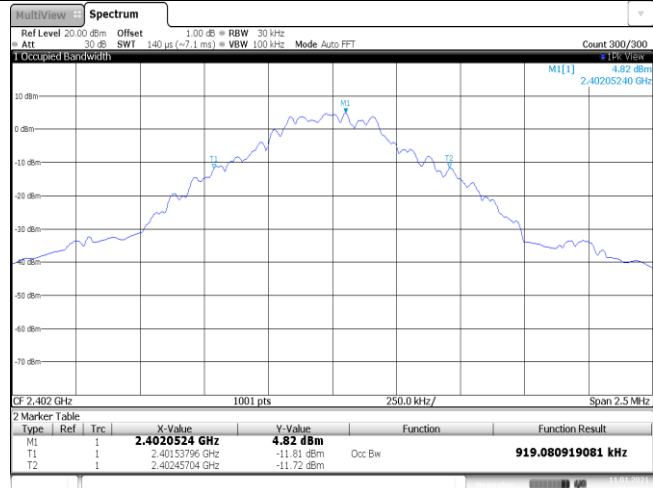


Appendix C: 99% Occupied Bandwidth

Modulation type	Channel	99% Occupied Bandwidth (MHz)	Limit (MHz)	Result
GFSK	00	0.92	-	Pass
	39	0.91		
	78	0.92		
$\pi/4$ DQPSK	00	1.19	-	Pass
	39	1.19		
	78	1.18		
8DPSK	00	1.18	-	Pass
	39	1.19		
	78	1.18		

Modulation Type: GFSK

CH00



Date: 11_JAN 2021 14:33:50

CH39



Date: 11_JAN 2021 14:36:23

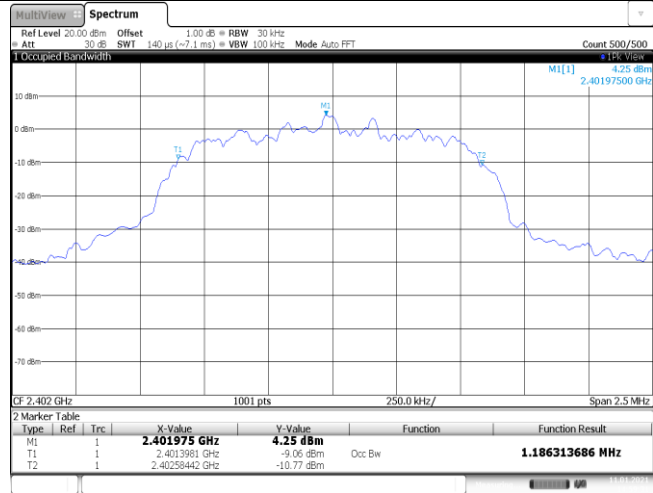
CH78



Date: 11_JAN 2021 14:42:44

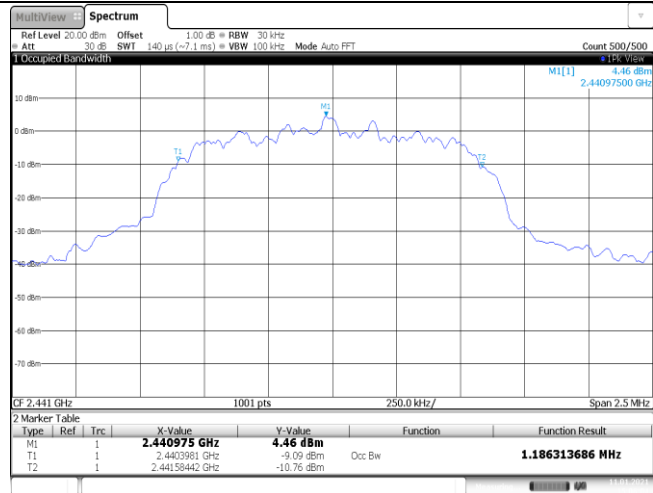
Modulation Type: $\pi/4$ QPSK

CH00



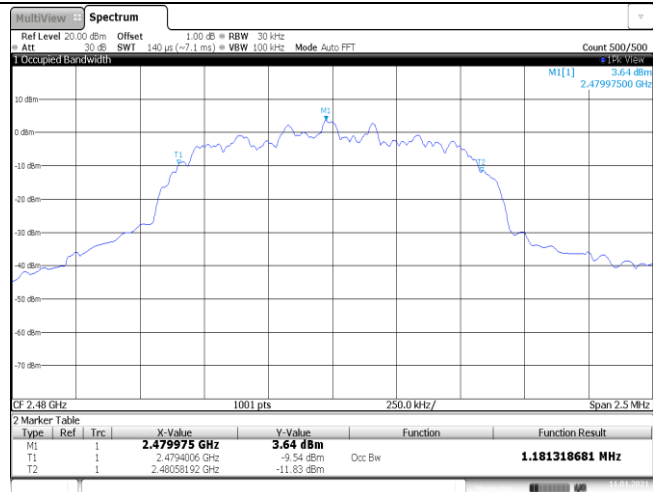
Date: 11_JAN 2021 14:59:02

CH39



Date: 11_JAN 2021 15:06:05

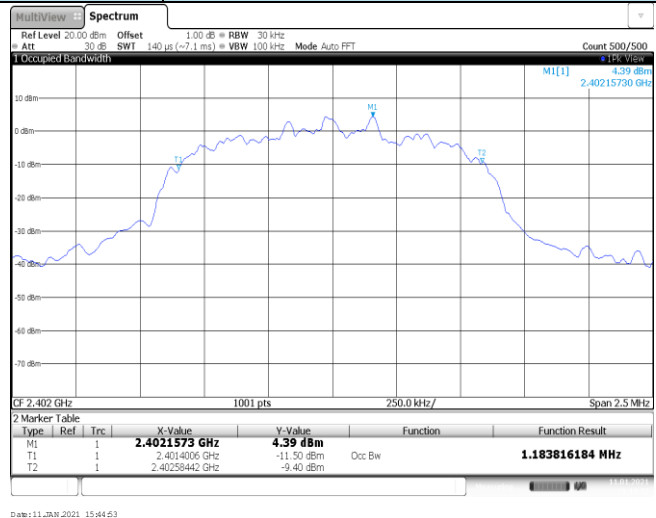
CH78



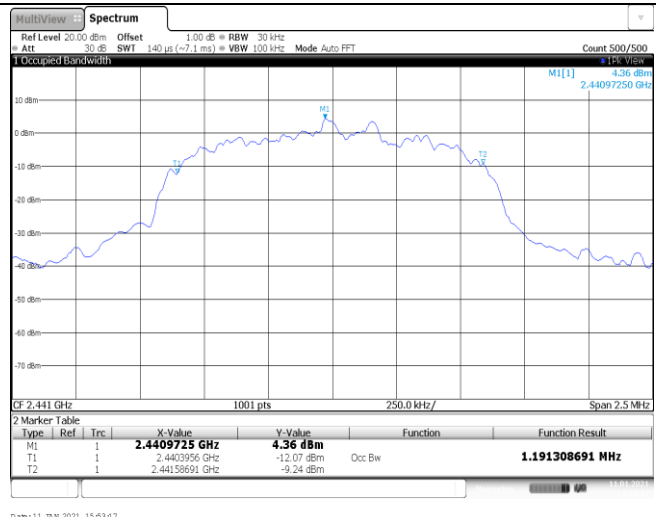
Date: 11_JAN 2021 15:13:42

Modulation Type: 8DPSK

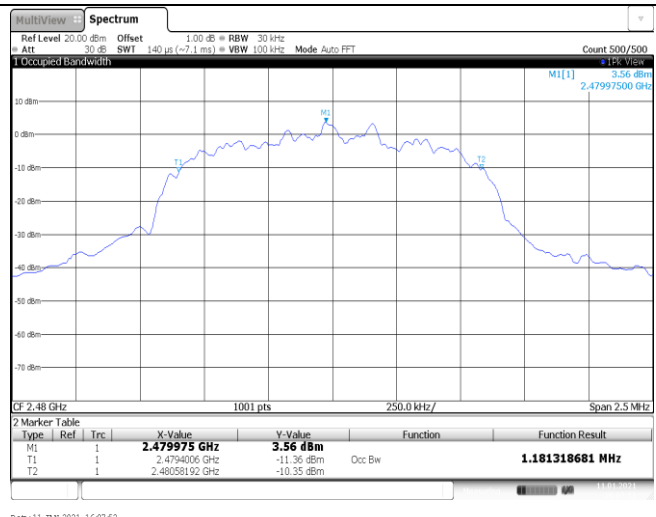
CH00



CH39



CH78



Appendix D: Carrier Frequencies Separation

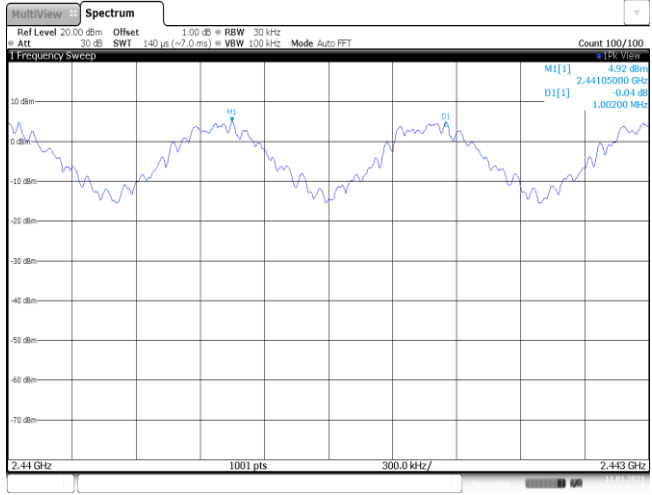
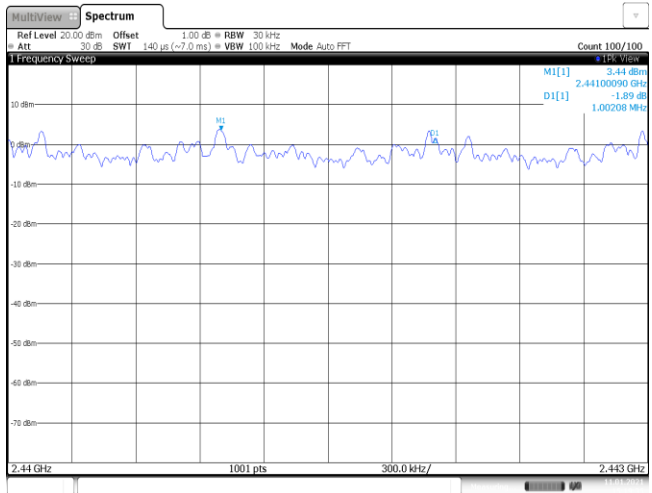
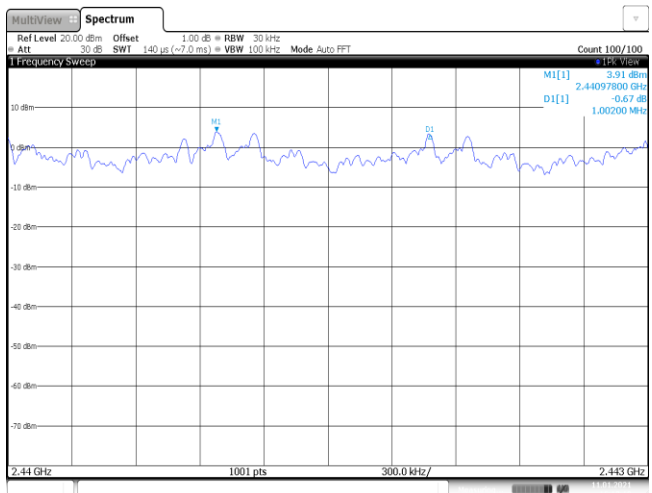
Modulation type	Channel	Carrier Frequencies Separation (MHz)	Limit (kHz) *	Result
GFSK	39	1.00	≥935.00	Pass
π/4DQPSK	39	1.00	≥878.33	Pass
8DPSK	39	1.00	≥870.00	Pass

Note:

*: GFSK limit = The maximum 20 dB Bandwidth for GFSK modulation on the appendix B.

π/4DQPSK limit = 2/3 * The maximum 20 dB Bandwidth for π/4DQPSK modulation on the appendix B.

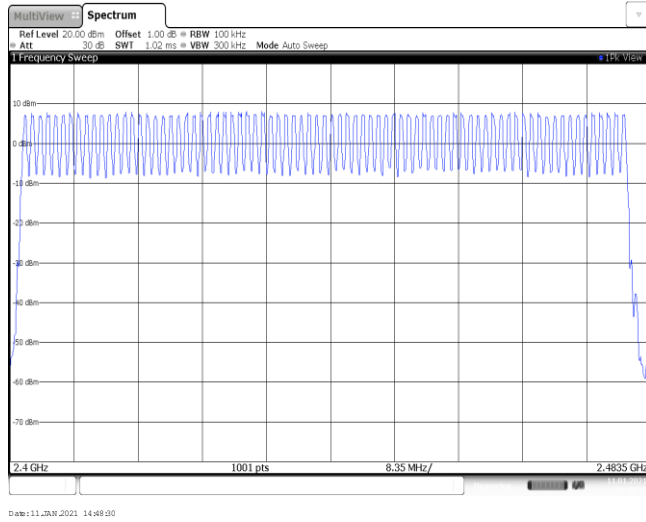
8DPSK limit = 2/3 * The maximum 20 dB Bandwidth for 8DPSK modulation on the appendix B

<p style="text-align: center;">GFSK</p>	 <p>MultiView Spectrum Ref Level 20.00 dBm Offset 1.00 dB = RBW 30 kHz Att 30 dB SWI 140 μs (-7.0 ms) = VBW 100 kHz Mode Auto FFT Count 100/100 Frequency Sweep M1[1] 2.44105000 GHz -4.92 dBm D1[1] 1.00200 MHz -0.04 dB 2.44 GHz 1001 pts 300.0 kHz/ 2.443 GHz Date: 11 JAN 2021 14:46:48</p>
<p style="text-align: center;">$\pi/4$DQPSK</p>	 <p>MultiView Spectrum Ref Level 20.00 dBm Offset 1.00 dB = RBW 30 kHz Att 30 dB SWI 140 μs (-7.0 ms) = VBW 100 kHz Mode Auto FFT Count 100/100 Frequency Sweep M1[1] 2.44100000 GHz -3.44 dBm D1[1] 1.00208 MHz -1.89 dB 2.44 GHz 1001 pts 300.0 kHz/ 2.443 GHz Date: 11 JAN 2021 15:19:25</p>
<p style="text-align: center;">8DPSK</p>	 <p>MultiView Spectrum Ref Level 20.00 dBm Offset 1.00 dB = RBW 30 kHz Att 30 dB SWI 140 μs (-7.0 ms) = VBW 100 kHz Mode Auto FFT Count 100/100 Frequency Sweep M1[1] 2.44097000 GHz -3.91 dBm D1[1] 1.00200 MHz -0.67 dB 2.44 GHz 1001 pts 300.0 kHz/ 2.443 GHz Date: 11 JAN 2021 16:13:48</p>

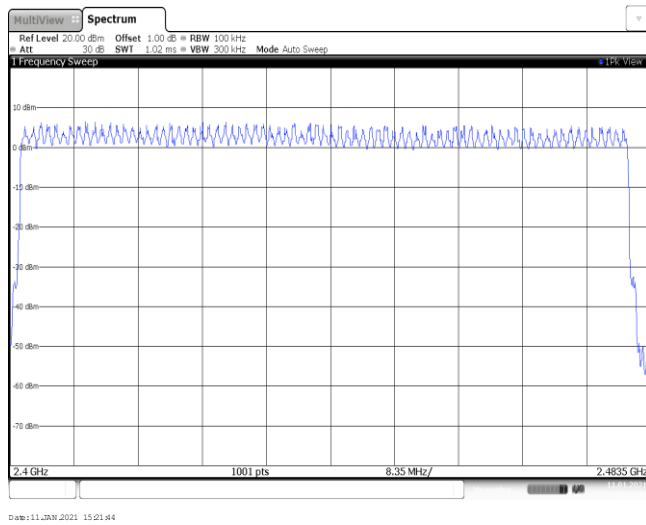
Appendix E: Hopping Channel Number

Modulation type	Channel number	Limit	Result
GFSK	79	≥15.00	Pass
π/4DQPSK	79		
8DPSK	79		

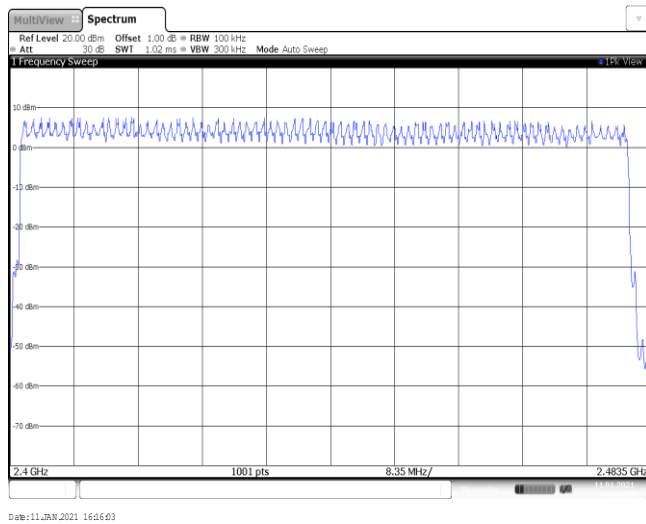
GFSK



$\pi/4$ DQPSK



8DPSK

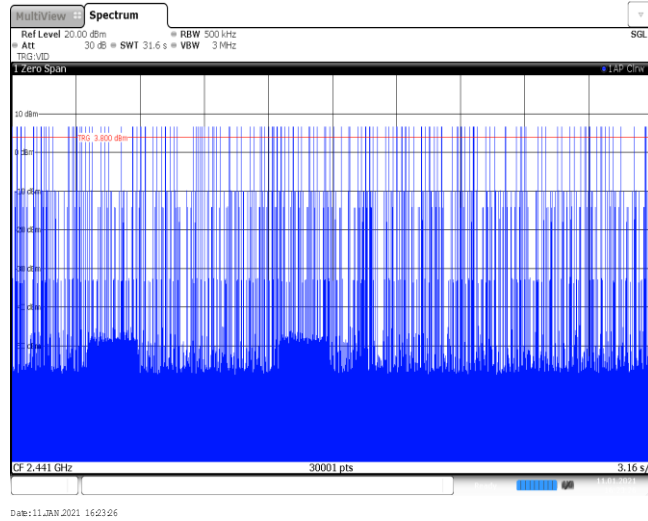


Appendix F: Dwell Time

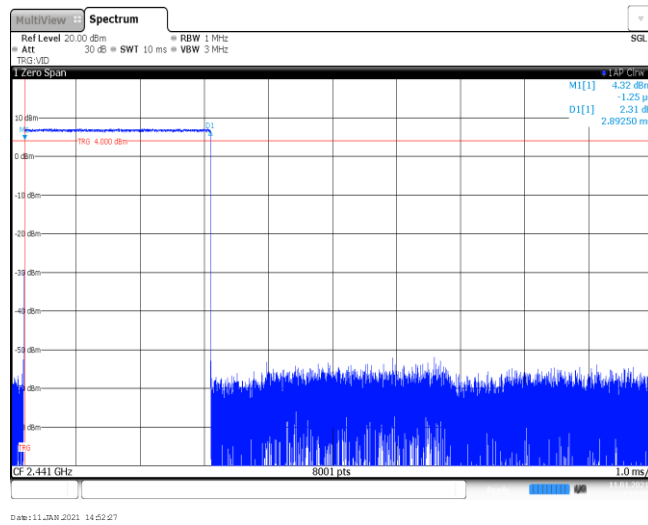
Modulation type	Packet	Burst Width [ms]	Total Hops[hop*ch]	Dwell time (Second)	Limit (Second)	Result
GFSK	DH1	0.39	318	0.12	≤ 0.40	Pass
	DH3	1.65	156	0.26		
	DH5	2.89	103	0.30		
π/4DQPSK	2DH1	0.38	315	0.12	≤ 0.40	Pass
	2DH3	1.63	164	0.27		
	2DH5	2.88	110	0.32		
8DPSK	3DH1	0.38	318	0.12	≤ 0.40	Pass
	3DH3	1.63	160	0.26		
	3DH5	2.88	110	0.32		

Modulation Type: GFSK	
DH1 Burst width	
DH1 Burst number	
DH3 Burst width	

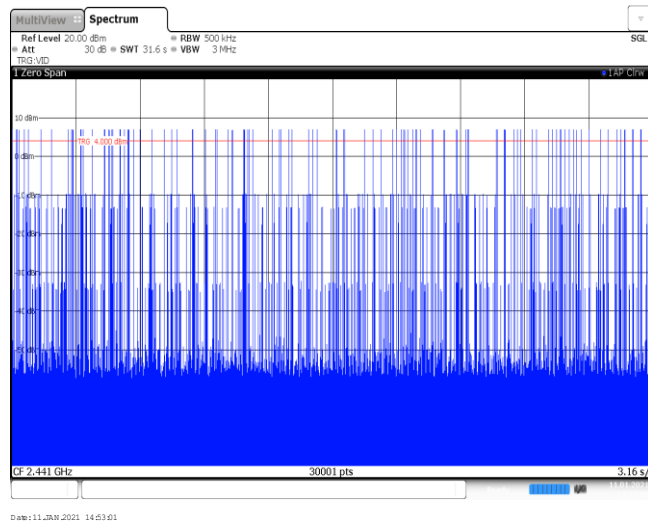
DH3
Burst number



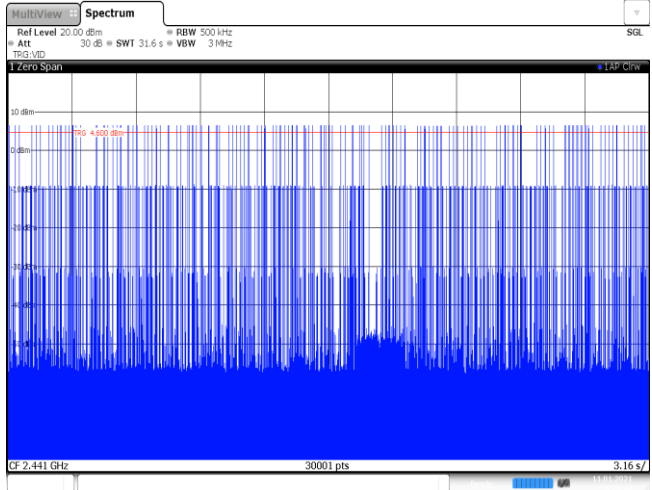
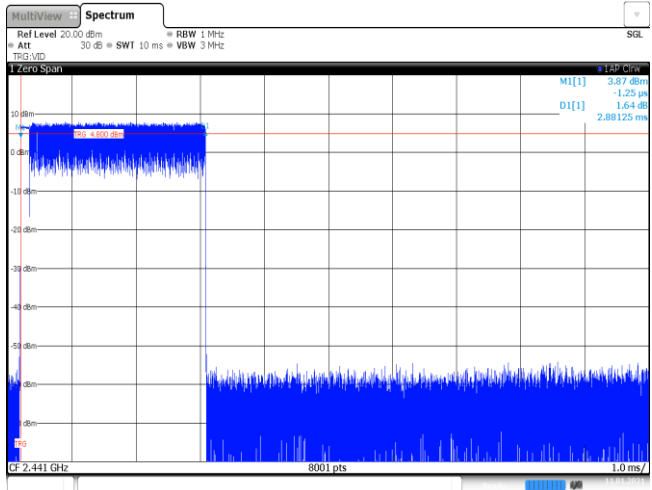
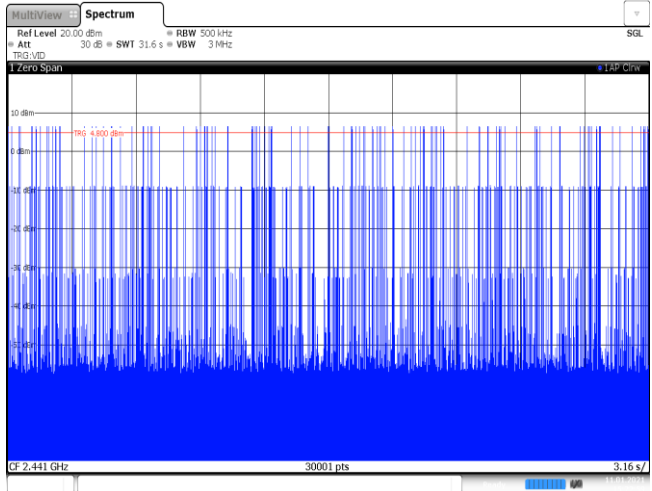
DH5
Burst width



DH5
Burst number

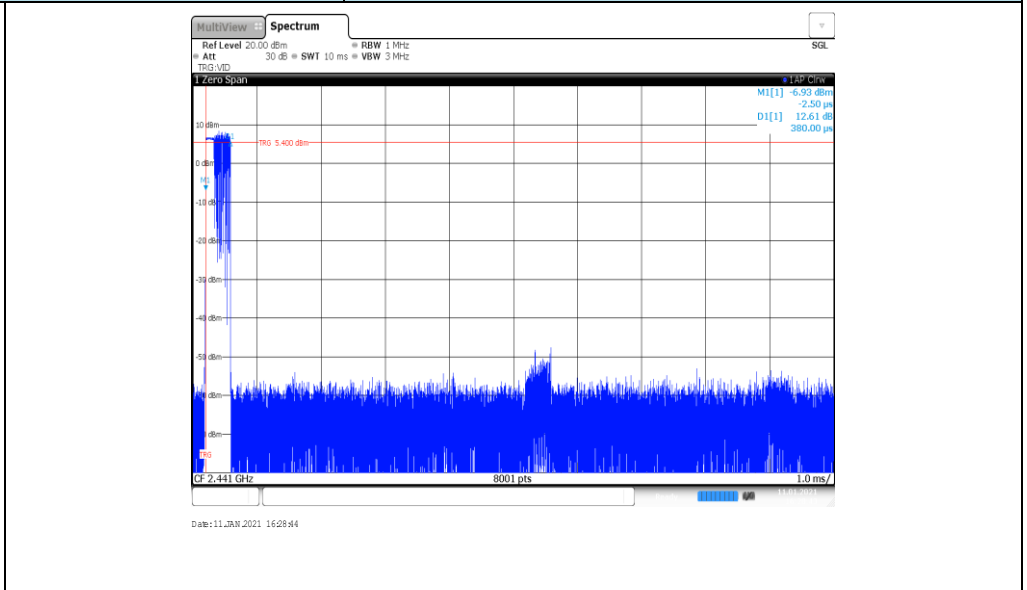


Modulation Type: $\pi/4$ DQPSK	
2DH1 Burst width	<p>Ref Level 20.00 dBm RBW 1 MHz Att 30 dB SWT 10 ms VBW 3 MHz</p> <p>CF 2.441 GHz 8001 pts 1.0 ms/</p> <p>Date: 11 JAN 2021 16:25:00</p>
2DH1 Burst number	<p>Ref Level 20.00 dBm RBW 500 kHz Att 30 dB SWT 31.6 s VBW 3 MHz</p> <p>CF 2.441 GHz 30001 pts 3.16 s/</p> <p>Date: 11 JAN 2021 16:25:34</p>
2DH3 Burst width	<p>Ref Level 20.00 dBm RBW 1 MHz Att 30 dB SWT 10 ms VBW 3 MHz</p> <p>CF 2.441 GHz 8001 pts 1.0 ms/</p> <p>Date: 11 JAN 2021 16:26:14</p>

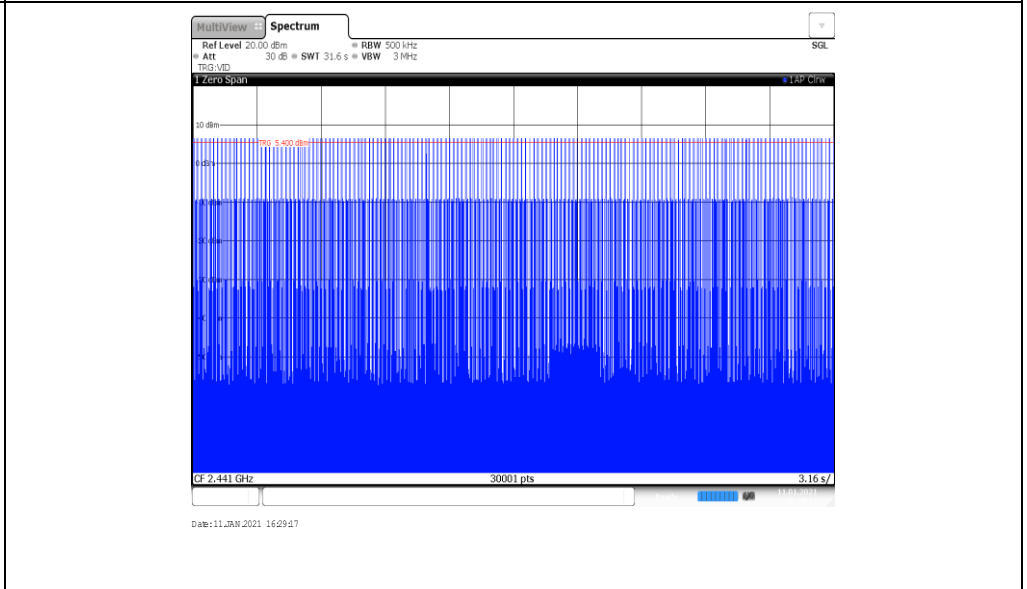
<p>2DH3 Burst number</p>	 <p>The spectrum plot shows a signal centered at 2.441 GHz with a 30001-point span. The y-axis represents power in dBm, ranging from -10 to 10. A red horizontal line is drawn at 4.500 dBm. The signal consists of a dense, continuous burst of blue vertical lines.</p> <p>MultiView Spectrum Ref Level 20.00 dBm Att 30 dB = SWT 31.6 s = VBW 3 MHz TRG V/D 1 Zero Span CF 2.441 GHz 30001 pts 3.16 s/</p> <p>Date: 11 JAN 2021 16:26:48</p>
<p>2DH5 Burst width</p>	 <p>The spectrum plot shows a signal centered at 2.441 GHz with an 8001-point span. The y-axis represents power in dBm, ranging from -10 to 10. A red horizontal line is drawn at 4.500 dBm. The signal is a burst of blue vertical lines that is wider than the 2DH3 plot. Measurement data is shown in the top right corner.</p> <p>MultiView Spectrum Ref Level 20.00 dBm Att 30 dB = SWT 10 ms = VBW 3 MHz TRG V/D 1 Zero Span CF 2.441 GHz 8001 pts 1.0 ms/</p> <p>M[1] 3.87 dBm -1.25 μs D[1] 1.64 dB 2.88125 ms</p> <p>Date: 11 JAN 2021 15:22:25</p>
<p>2DH5 Burst number</p>	 <p>The spectrum plot shows a signal centered at 2.441 GHz with a 30001-point span. The y-axis represents power in dBm, ranging from -10 to 10. A red horizontal line is drawn at 4.500 dBm. The signal consists of a dense, continuous burst of blue vertical lines, similar to the 2DH3 plot.</p> <p>MultiView Spectrum Ref Level 20.00 dBm Att 30 dB = SWT 31.6 s = VBW 3 MHz TRG V/D 1 Zero Span CF 2.441 GHz 30001 pts 3.16 s/</p> <p>Date: 11 JAN 2021 15:22:59</p>

Modulation Type: 8DPSK

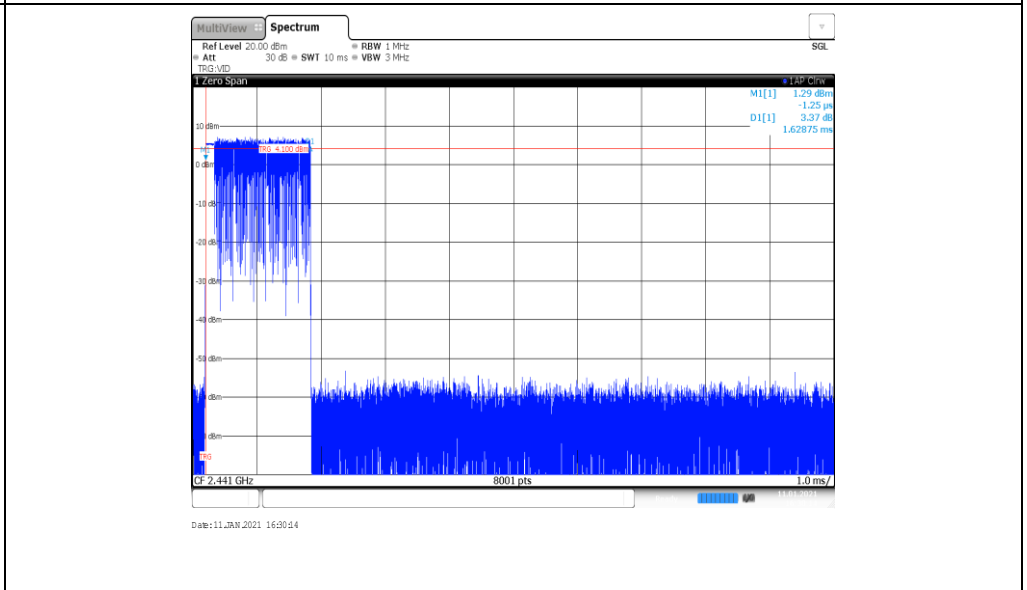
3DH1
Burst width

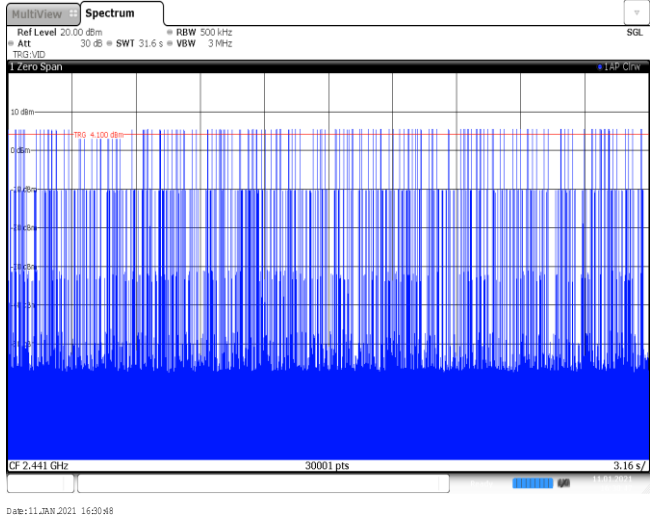
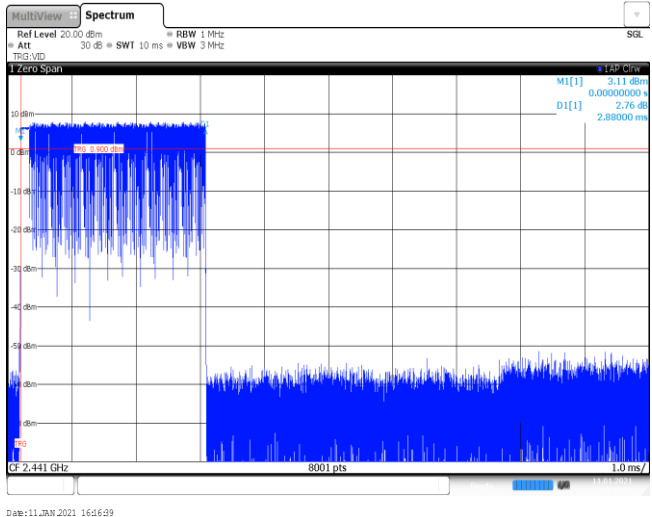
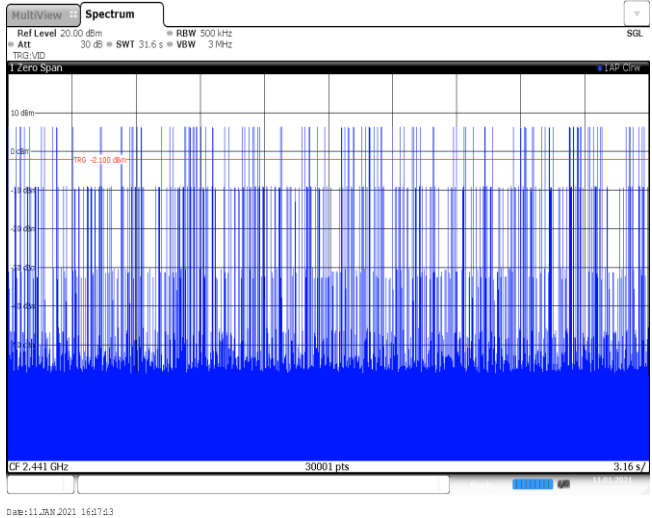


3DH1
Burst number



3DH3
Burst width

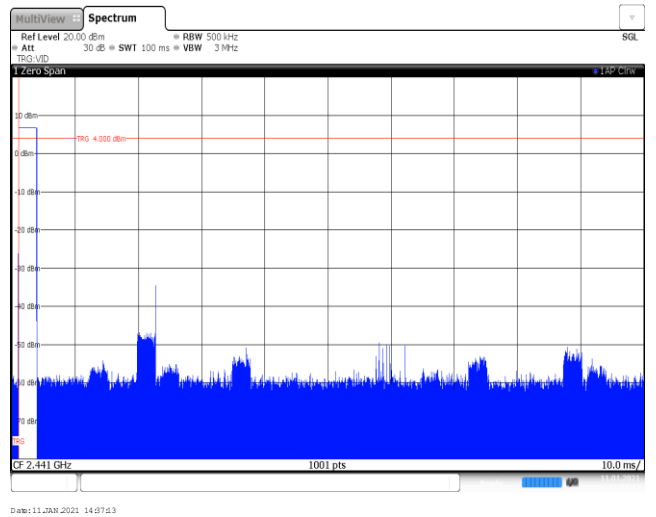
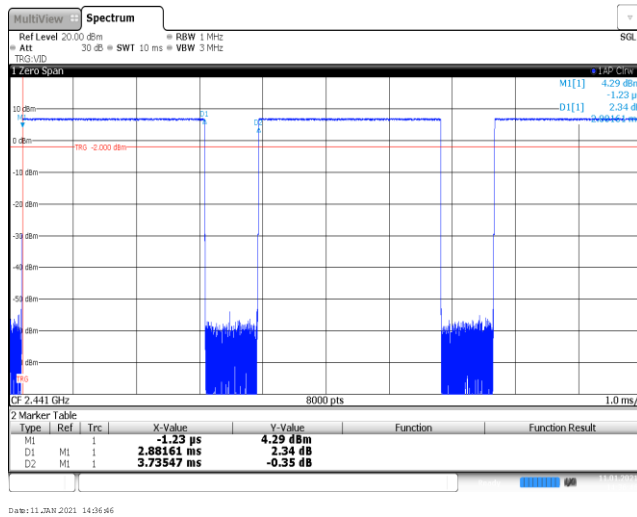


<p>3DH3 Burst number</p>	
<p>3DH5 Burst width</p>	
<p>3DH5 Burst number</p>	

Appendix G: Duty Cycle Correction Factor (DCCF)

DCCF Calculate Formula					
DCCF=20 * Log(duty cycle) = 20 * Log($T_{on\ time} / T_{period}$)					
Modulation type	Test Frequency (MHz)	$T_{on\ time}$ for single burst [ms]	T_{period} [ms]	Burst Quantity	DCCF [dB]
GFSK	2441	2.88	100	1	-30.81
$\pi/4$ DQPSK	2441	2.87	100	2	-24.82
8DPSK	2441	2.87	100	1	-30.84

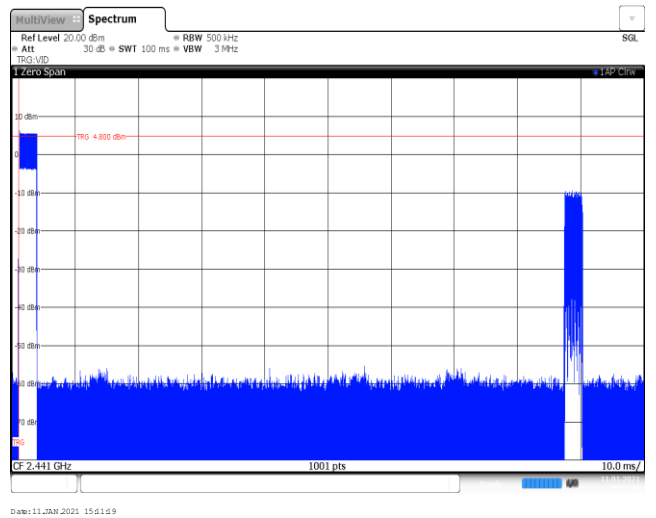
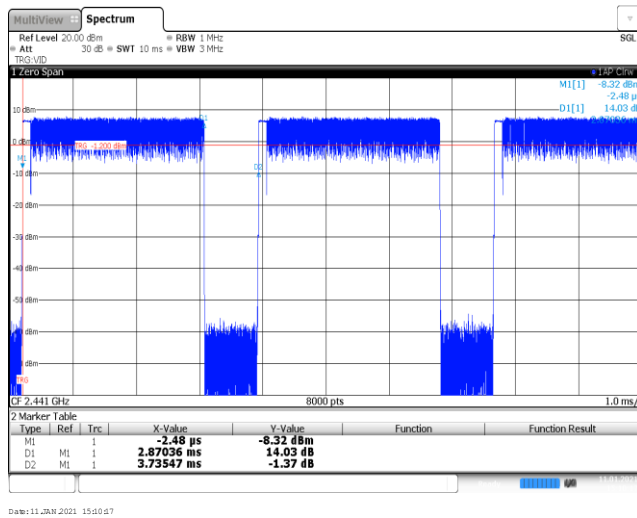
GFSK



T_{on} time for single burst

Burst Quantity

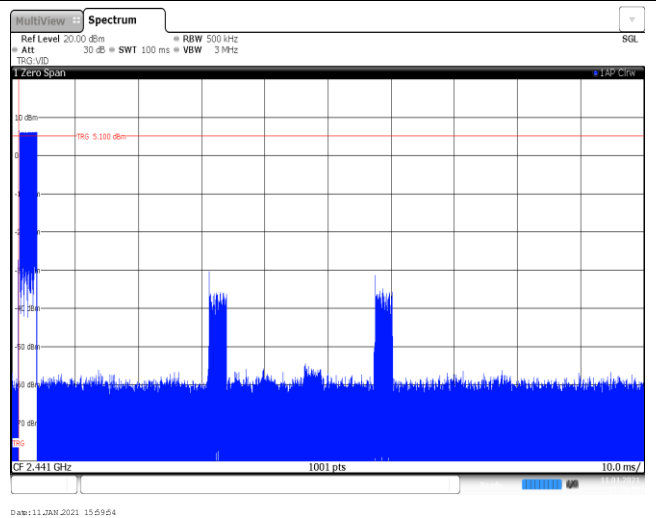
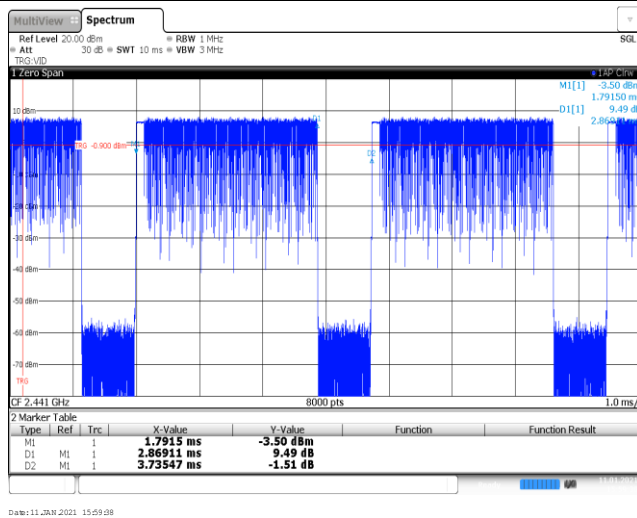
$\pi/4$ DQPSK



T_{on} time for single burst

Burst Quantity

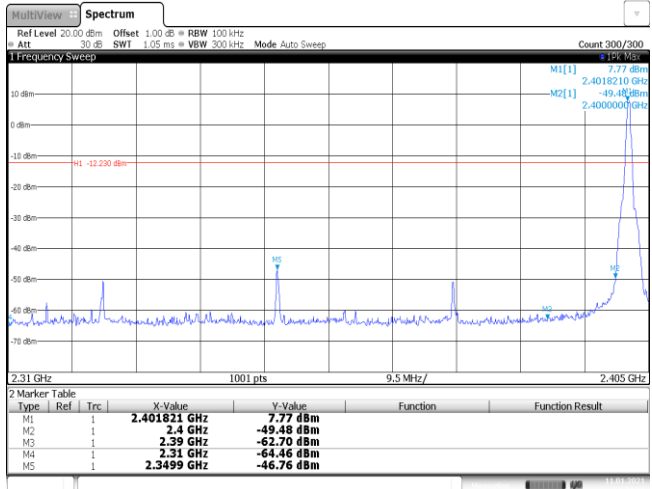
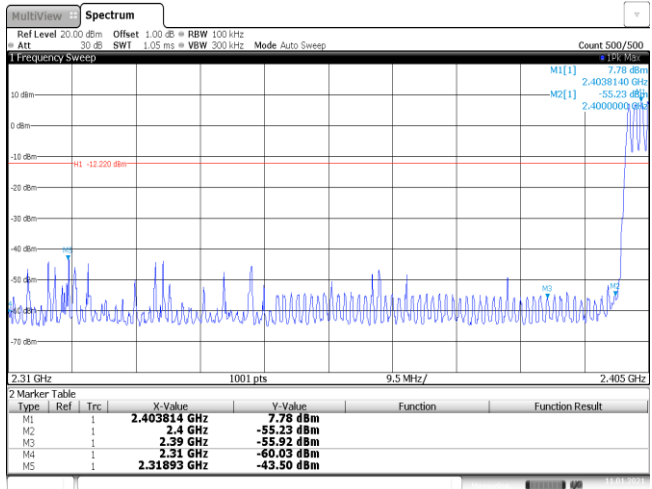
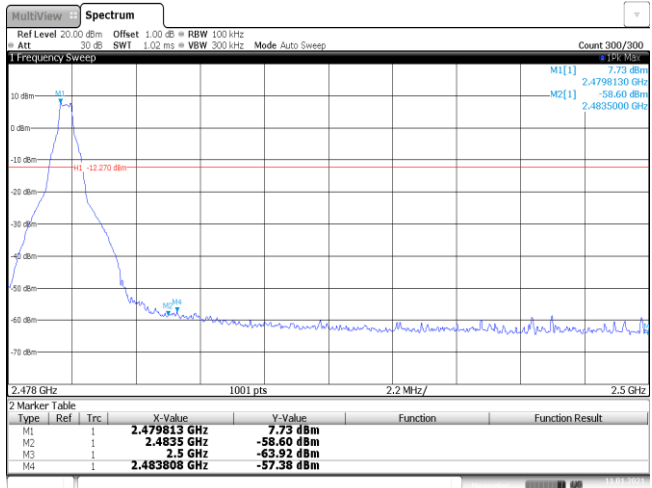
8DPSK



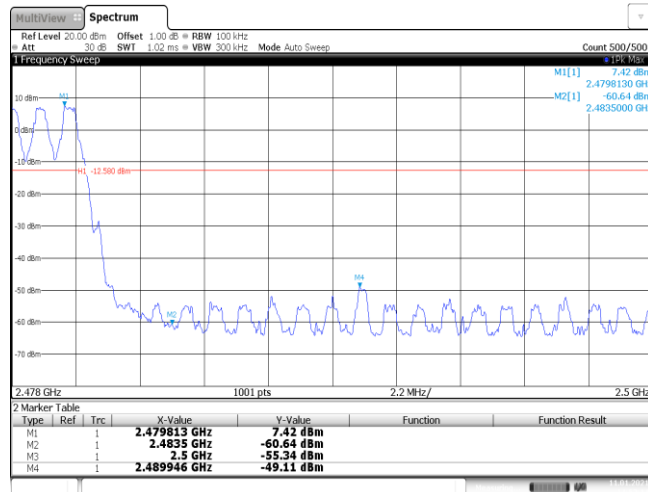
T_{on} time for single burst

Burst Quantity

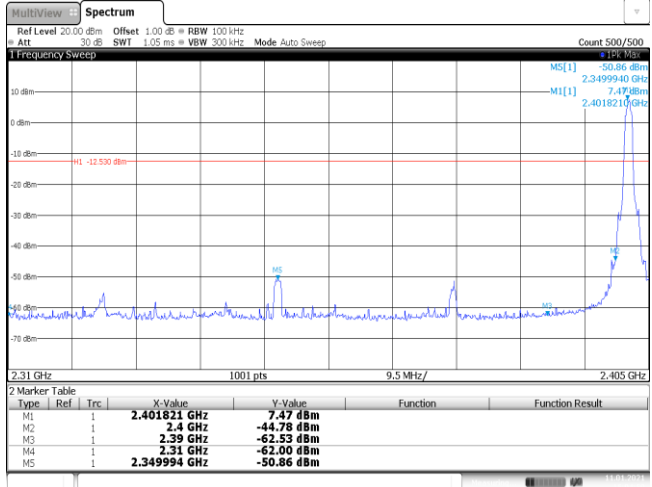
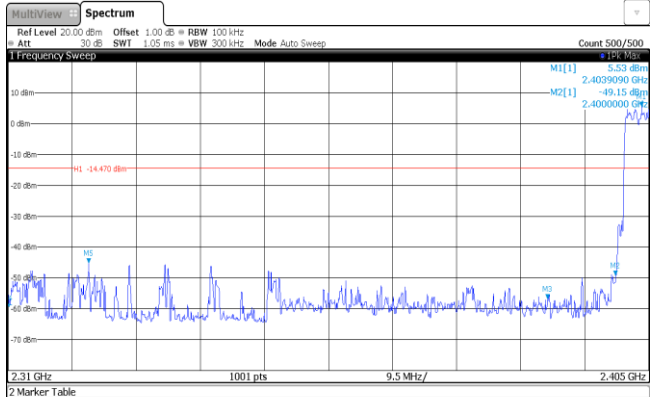
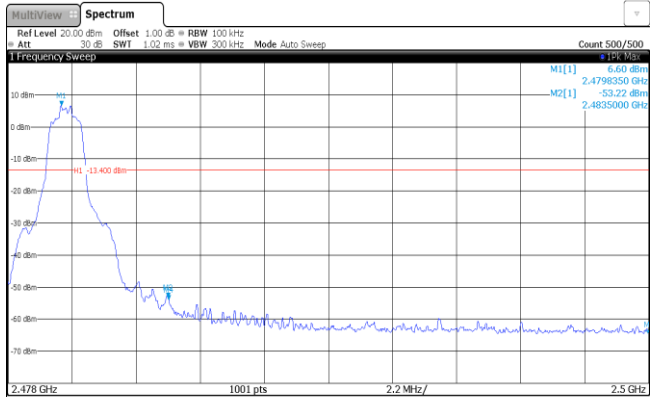
Appendix H: Band edge and Spurious Emissions (conducted)

Test Item:	Band edge	Modulation type:	GFSK																																										
<p>CH00 No hopping mode</p>	 <table border="1" data-bbox="683 739 1337 840"> <thead> <tr> <th>Type</th> <th>Ref</th> <th>Trc</th> <th>X-Value</th> <th>Y-Value</th> <th>Function</th> <th>Function Result</th> </tr> </thead> <tbody> <tr> <td>M1</td> <td>1</td> <td></td> <td>2.401821 GHz</td> <td>7.77 dBm</td> <td></td> <td></td> </tr> <tr> <td>M2</td> <td>1</td> <td></td> <td>2.4 GHz</td> <td>-49.45 dBm</td> <td></td> <td></td> </tr> <tr> <td>M3</td> <td>1</td> <td></td> <td>2.39 GHz</td> <td>-62.70 dBm</td> <td></td> <td></td> </tr> <tr> <td>M4</td> <td>1</td> <td></td> <td>2.31 GHz</td> <td>-64.46 dBm</td> <td></td> <td></td> </tr> <tr> <td>M5</td> <td>1</td> <td></td> <td>2.3499 GHz</td> <td>-46.76 dBm</td> <td></td> <td></td> </tr> </tbody> </table> <p>Date: 11 JAN 2021 14:04:04</p>			Type	Ref	Trc	X-Value	Y-Value	Function	Function Result	M1	1		2.401821 GHz	7.77 dBm			M2	1		2.4 GHz	-49.45 dBm			M3	1		2.39 GHz	-62.70 dBm			M4	1		2.31 GHz	-64.46 dBm			M5	1		2.3499 GHz	-46.76 dBm		
Type	Ref	Trc	X-Value	Y-Value	Function	Function Result																																							
M1	1		2.401821 GHz	7.77 dBm																																									
M2	1		2.4 GHz	-49.45 dBm																																									
M3	1		2.39 GHz	-62.70 dBm																																									
M4	1		2.31 GHz	-64.46 dBm																																									
M5	1		2.3499 GHz	-46.76 dBm																																									
<p>CH00 Hopping mode</p>	 <table border="1" data-bbox="683 1285 1337 1386"> <thead> <tr> <th>Type</th> <th>Ref</th> <th>Trc</th> <th>X-Value</th> <th>Y-Value</th> <th>Function</th> <th>Function Result</th> </tr> </thead> <tbody> <tr> <td>M1</td> <td>1</td> <td></td> <td>2.403814 GHz</td> <td>7.78 dBm</td> <td></td> <td></td> </tr> <tr> <td>M2</td> <td>1</td> <td></td> <td>2.4 GHz</td> <td>-55.23 dBm</td> <td></td> <td></td> </tr> <tr> <td>M3</td> <td>1</td> <td></td> <td>2.39 GHz</td> <td>-55.92 dBm</td> <td></td> <td></td> </tr> <tr> <td>M4</td> <td>1</td> <td></td> <td>2.31 GHz</td> <td>-60.03 dBm</td> <td></td> <td></td> </tr> <tr> <td>M5</td> <td>1</td> <td></td> <td>2.31893 GHz</td> <td>-43.50 dBm</td> <td></td> <td></td> </tr> </tbody> </table> <p>Date: 11 JAN 2021 14:53:28</p>			Type	Ref	Trc	X-Value	Y-Value	Function	Function Result	M1	1		2.403814 GHz	7.78 dBm			M2	1		2.4 GHz	-55.23 dBm			M3	1		2.39 GHz	-55.92 dBm			M4	1		2.31 GHz	-60.03 dBm			M5	1		2.31893 GHz	-43.50 dBm		
Type	Ref	Trc	X-Value	Y-Value	Function	Function Result																																							
M1	1		2.403814 GHz	7.78 dBm																																									
M2	1		2.4 GHz	-55.23 dBm																																									
M3	1		2.39 GHz	-55.92 dBm																																									
M4	1		2.31 GHz	-60.03 dBm																																									
M5	1		2.31893 GHz	-43.50 dBm																																									
<p>CH78 No hopping mode</p>	 <table border="1" data-bbox="683 1845 1337 1933"> <thead> <tr> <th>Type</th> <th>Ref</th> <th>Trc</th> <th>X-Value</th> <th>Y-Value</th> <th>Function</th> <th>Function Result</th> </tr> </thead> <tbody> <tr> <td>M1</td> <td>1</td> <td></td> <td>2.479813 GHz</td> <td>7.73 dBm</td> <td></td> <td></td> </tr> <tr> <td>M2</td> <td>1</td> <td></td> <td>2.48335 GHz</td> <td>-58.60 dBm</td> <td></td> <td></td> </tr> <tr> <td>M3</td> <td>1</td> <td></td> <td>2.5 GHz</td> <td>-63.92 dBm</td> <td></td> <td></td> </tr> <tr> <td>M4</td> <td>1</td> <td></td> <td>2.483808 GHz</td> <td>-57.38 dBm</td> <td></td> <td></td> </tr> </tbody> </table> <p>Date: 11 JAN 2021 14:43:07</p>			Type	Ref	Trc	X-Value	Y-Value	Function	Function Result	M1	1		2.479813 GHz	7.73 dBm			M2	1		2.48335 GHz	-58.60 dBm			M3	1		2.5 GHz	-63.92 dBm			M4	1		2.483808 GHz	-57.38 dBm									
Type	Ref	Trc	X-Value	Y-Value	Function	Function Result																																							
M1	1		2.479813 GHz	7.73 dBm																																									
M2	1		2.48335 GHz	-58.60 dBm																																									
M3	1		2.5 GHz	-63.92 dBm																																									
M4	1		2.483808 GHz	-57.38 dBm																																									

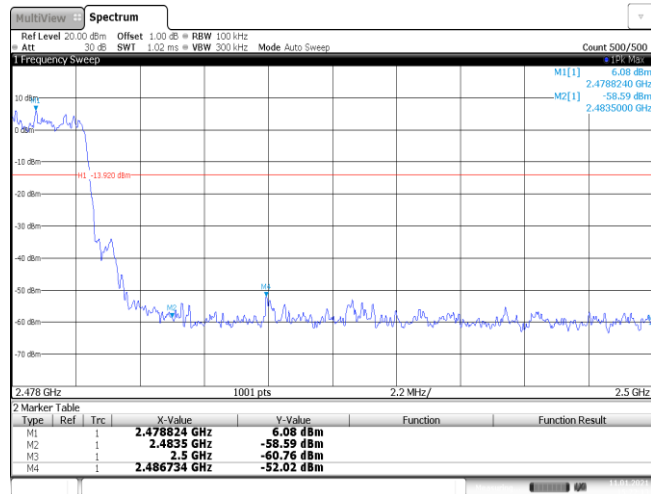
CH78
Hopping mode



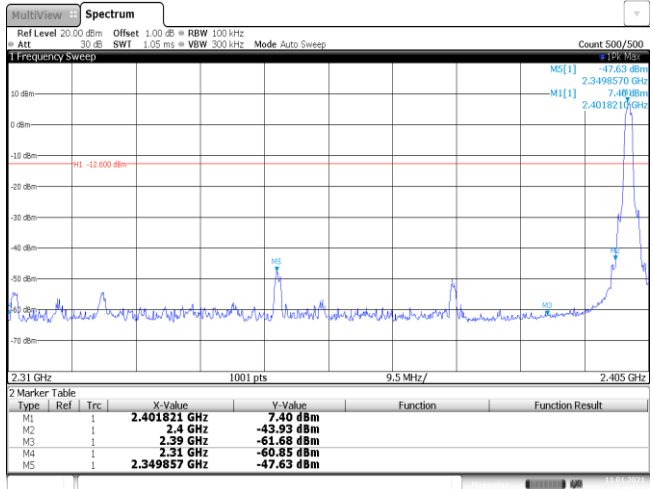
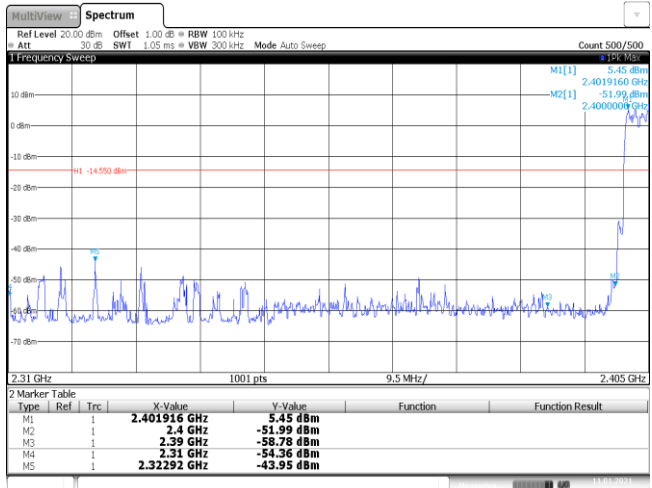
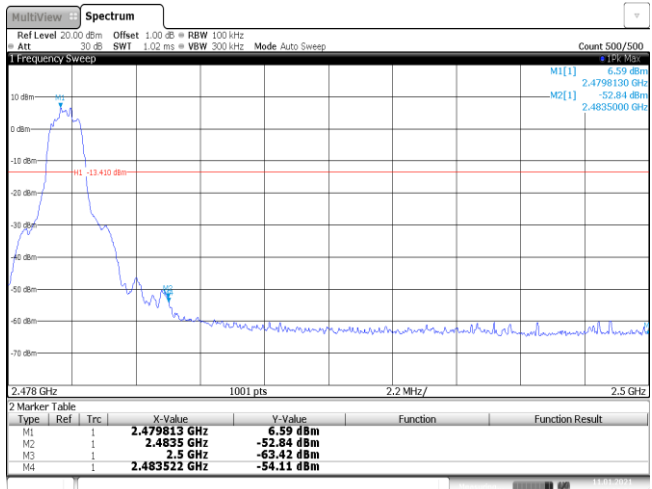
Date: 11 JAN 2021 14:50:55

Test Item:	Band edge	Modulation type:	$\pi/4$ DQPSK																																										
<p>CH00 No hopping mode</p>	 <table border="1" data-bbox="683 638 1337 739"> <thead> <tr> <th>Type</th> <th>Ref</th> <th>Trc</th> <th>X-Value</th> <th>Y-Value</th> <th>Function</th> <th>Function Result</th> </tr> </thead> <tbody> <tr> <td>M1</td> <td>1</td> <td></td> <td>2.401821 GHz</td> <td>7.47 dBm</td> <td></td> <td></td> </tr> <tr> <td>M2</td> <td>1</td> <td></td> <td>2.4 GHz</td> <td>-44.78 dBm</td> <td></td> <td></td> </tr> <tr> <td>M3</td> <td>1</td> <td></td> <td>2.39 GHz</td> <td>-62.53 dBm</td> <td></td> <td></td> </tr> <tr> <td>M4</td> <td>1</td> <td></td> <td>2.31 GHz</td> <td>-62.00 dBm</td> <td></td> <td></td> </tr> <tr> <td>M5</td> <td>1</td> <td></td> <td>2.349994 GHz</td> <td>-50.86 dBm</td> <td></td> <td></td> </tr> </tbody> </table> <p>Date: 11 JAN 2021 15:04:59</p>			Type	Ref	Trc	X-Value	Y-Value	Function	Function Result	M1	1		2.401821 GHz	7.47 dBm			M2	1		2.4 GHz	-44.78 dBm			M3	1		2.39 GHz	-62.53 dBm			M4	1		2.31 GHz	-62.00 dBm			M5	1		2.349994 GHz	-50.86 dBm		
Type	Ref	Trc	X-Value	Y-Value	Function	Function Result																																							
M1	1		2.401821 GHz	7.47 dBm																																									
M2	1		2.4 GHz	-44.78 dBm																																									
M3	1		2.39 GHz	-62.53 dBm																																									
M4	1		2.31 GHz	-62.00 dBm																																									
M5	1		2.349994 GHz	-50.86 dBm																																									
<p>CH00 Hopping mode</p>	 <table border="1" data-bbox="683 1184 1337 1285"> <thead> <tr> <th>Type</th> <th>Ref</th> <th>Trc</th> <th>X-Value</th> <th>Y-Value</th> <th>Function</th> <th>Function Result</th> </tr> </thead> <tbody> <tr> <td>M1</td> <td>1</td> <td></td> <td>2.403909 GHz</td> <td>5.53 dBm</td> <td></td> <td></td> </tr> <tr> <td>M2</td> <td>1</td> <td></td> <td>2.4 GHz</td> <td>-49.15 dBm</td> <td></td> <td></td> </tr> <tr> <td>M3</td> <td>1</td> <td></td> <td>2.39 GHz</td> <td>-56.82 dBm</td> <td></td> <td></td> </tr> <tr> <td>M4</td> <td>1</td> <td></td> <td>2.31 GHz</td> <td>-58.75 dBm</td> <td></td> <td></td> </tr> <tr> <td>M5</td> <td>1</td> <td></td> <td>2.32197 GHz</td> <td>-45.21 dBm</td> <td></td> <td></td> </tr> </tbody> </table> <p>Date: 11 JAN 2021 15:01:59</p>			Type	Ref	Trc	X-Value	Y-Value	Function	Function Result	M1	1		2.403909 GHz	5.53 dBm			M2	1		2.4 GHz	-49.15 dBm			M3	1		2.39 GHz	-56.82 dBm			M4	1		2.31 GHz	-58.75 dBm			M5	1		2.32197 GHz	-45.21 dBm		
Type	Ref	Trc	X-Value	Y-Value	Function	Function Result																																							
M1	1		2.403909 GHz	5.53 dBm																																									
M2	1		2.4 GHz	-49.15 dBm																																									
M3	1		2.39 GHz	-56.82 dBm																																									
M4	1		2.31 GHz	-58.75 dBm																																									
M5	1		2.32197 GHz	-45.21 dBm																																									
<p>CH78 No hopping mode</p>	 <table border="1" data-bbox="683 1731 1337 1832"> <thead> <tr> <th>Type</th> <th>Ref</th> <th>Trc</th> <th>X-Value</th> <th>Y-Value</th> <th>Function</th> <th>Function Result</th> </tr> </thead> <tbody> <tr> <td>M1</td> <td>1</td> <td></td> <td>2.479835 GHz</td> <td>6.60 dBm</td> <td></td> <td></td> </tr> <tr> <td>M2</td> <td>1</td> <td></td> <td>2.479835 GHz</td> <td>-53.22 dBm</td> <td></td> <td></td> </tr> <tr> <td>M3</td> <td>1</td> <td></td> <td>2.5 GHz</td> <td>-63.86 dBm</td> <td></td> <td></td> </tr> <tr> <td>M4</td> <td>1</td> <td></td> <td>2.483522 GHz</td> <td>-53.86 dBm</td> <td></td> <td></td> </tr> </tbody> </table> <p>Date: 11 JAN 2021 15:15:00</p>			Type	Ref	Trc	X-Value	Y-Value	Function	Function Result	M1	1		2.479835 GHz	6.60 dBm			M2	1		2.479835 GHz	-53.22 dBm			M3	1		2.5 GHz	-63.86 dBm			M4	1		2.483522 GHz	-53.86 dBm									
Type	Ref	Trc	X-Value	Y-Value	Function	Function Result																																							
M1	1		2.479835 GHz	6.60 dBm																																									
M2	1		2.479835 GHz	-53.22 dBm																																									
M3	1		2.5 GHz	-63.86 dBm																																									
M4	1		2.483522 GHz	-53.86 dBm																																									

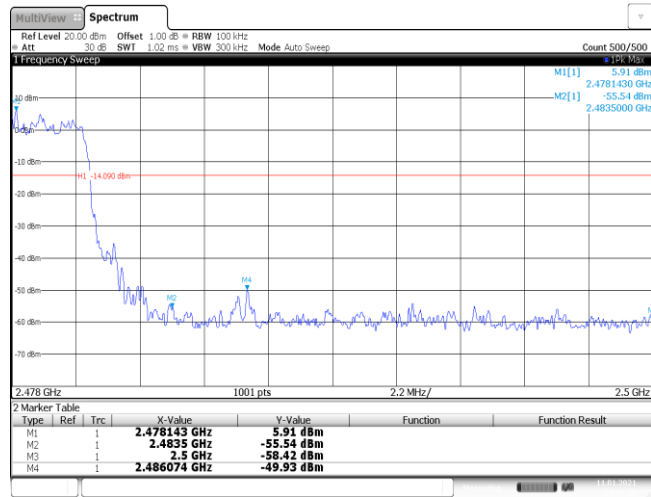
CH78
Hopping mode



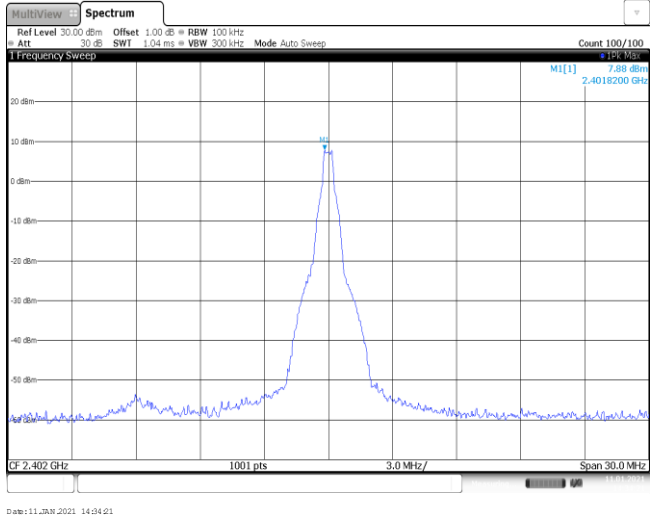
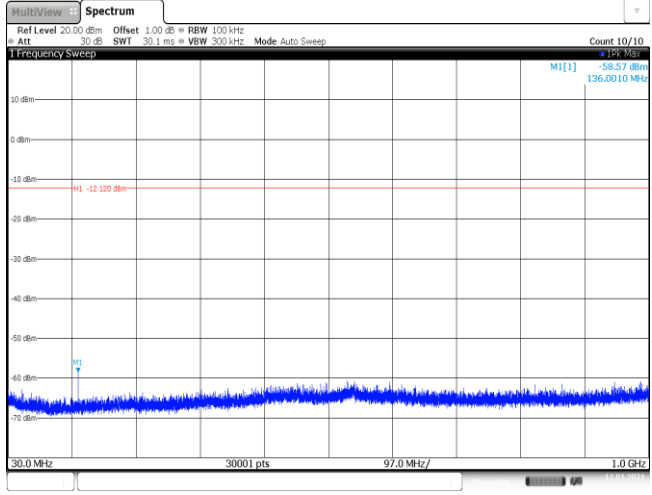
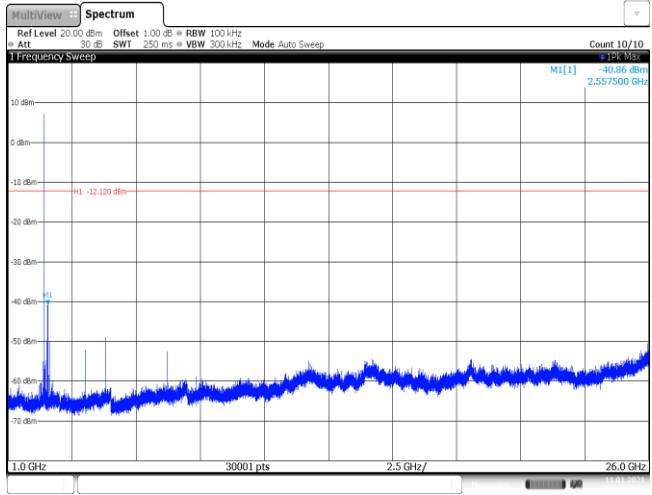
Date: 11 JAN 2021 15:22:13

Test Item:	Band edge	Modulation type:	8DPSK																																										
<p>CH00 No hopping mode</p>	 <table border="1" data-bbox="683 638 1337 728"> <thead> <tr> <th>Type</th> <th>Ref</th> <th>Trc</th> <th>X-Value</th> <th>Y-Value</th> <th>Function</th> <th>Function Result</th> </tr> </thead> <tbody> <tr> <td>M1</td> <td>1</td> <td></td> <td>2.401821 GHz</td> <td>-7.40 dBm</td> <td></td> <td></td> </tr> <tr> <td>M2</td> <td>1</td> <td></td> <td>2.4 GHz</td> <td>-43.93 dBm</td> <td></td> <td></td> </tr> <tr> <td>M3</td> <td>1</td> <td></td> <td>2.39 GHz</td> <td>-61.68 dBm</td> <td></td> <td></td> </tr> <tr> <td>M4</td> <td>1</td> <td></td> <td>2.31 GHz</td> <td>-60.85 dBm</td> <td></td> <td></td> </tr> <tr> <td>M5</td> <td>1</td> <td></td> <td>2.349857 GHz</td> <td>-47.63 dBm</td> <td></td> <td></td> </tr> </tbody> </table> <p>Date: 11_JAN 2021 16:05:45</p>			Type	Ref	Trc	X-Value	Y-Value	Function	Function Result	M1	1		2.401821 GHz	-7.40 dBm			M2	1		2.4 GHz	-43.93 dBm			M3	1		2.39 GHz	-61.68 dBm			M4	1		2.31 GHz	-60.85 dBm			M5	1		2.349857 GHz	-47.63 dBm		
Type	Ref	Trc	X-Value	Y-Value	Function	Function Result																																							
M1	1		2.401821 GHz	-7.40 dBm																																									
M2	1		2.4 GHz	-43.93 dBm																																									
M3	1		2.39 GHz	-61.68 dBm																																									
M4	1		2.31 GHz	-60.85 dBm																																									
M5	1		2.349857 GHz	-47.63 dBm																																									
<p>CH00 Hopping mode</p>	 <table border="1" data-bbox="683 1189 1337 1279"> <thead> <tr> <th>Type</th> <th>Ref</th> <th>Trc</th> <th>X-Value</th> <th>Y-Value</th> <th>Function</th> <th>Function Result</th> </tr> </thead> <tbody> <tr> <td>M1</td> <td>1</td> <td></td> <td>2.401916 GHz</td> <td>-5.45 dBm</td> <td></td> <td></td> </tr> <tr> <td>M2</td> <td>1</td> <td></td> <td>2.4 GHz</td> <td>-51.99 dBm</td> <td></td> <td></td> </tr> <tr> <td>M3</td> <td>1</td> <td></td> <td>2.39 GHz</td> <td>-58.78 dBm</td> <td></td> <td></td> </tr> <tr> <td>M4</td> <td>1</td> <td></td> <td>2.31 GHz</td> <td>-54.36 dBm</td> <td></td> <td></td> </tr> <tr> <td>M5</td> <td>1</td> <td></td> <td>2.32292 GHz</td> <td>-43.95 dBm</td> <td></td> <td></td> </tr> </tbody> </table> <p>Date: 11_JAN 2021 16:06:17</p>			Type	Ref	Trc	X-Value	Y-Value	Function	Function Result	M1	1		2.401916 GHz	-5.45 dBm			M2	1		2.4 GHz	-51.99 dBm			M3	1		2.39 GHz	-58.78 dBm			M4	1		2.31 GHz	-54.36 dBm			M5	1		2.32292 GHz	-43.95 dBm		
Type	Ref	Trc	X-Value	Y-Value	Function	Function Result																																							
M1	1		2.401916 GHz	-5.45 dBm																																									
M2	1		2.4 GHz	-51.99 dBm																																									
M3	1		2.39 GHz	-58.78 dBm																																									
M4	1		2.31 GHz	-54.36 dBm																																									
M5	1		2.32292 GHz	-43.95 dBm																																									
<p>CH78 No hopping mode</p>	 <table border="1" data-bbox="683 1736 1337 1825"> <thead> <tr> <th>Type</th> <th>Ref</th> <th>Trc</th> <th>X-Value</th> <th>Y-Value</th> <th>Function</th> <th>Function Result</th> </tr> </thead> <tbody> <tr> <td>M1</td> <td>1</td> <td></td> <td>2.479813 GHz</td> <td>-6.59 dBm</td> <td></td> <td></td> </tr> <tr> <td>M2</td> <td>1</td> <td></td> <td>2.4835 GHz</td> <td>-52.84 dBm</td> <td></td> <td></td> </tr> <tr> <td>M3</td> <td>1</td> <td></td> <td>2.5 GHz</td> <td>-63.42 dBm</td> <td></td> <td></td> </tr> <tr> <td>M4</td> <td>1</td> <td></td> <td>2.483522 GHz</td> <td>-54.11 dBm</td> <td></td> <td></td> </tr> </tbody> </table> <p>Date: 11_JAN 2021 16:09:06</p>			Type	Ref	Trc	X-Value	Y-Value	Function	Function Result	M1	1		2.479813 GHz	-6.59 dBm			M2	1		2.4835 GHz	-52.84 dBm			M3	1		2.5 GHz	-63.42 dBm			M4	1		2.483522 GHz	-54.11 dBm									
Type	Ref	Trc	X-Value	Y-Value	Function	Function Result																																							
M1	1		2.479813 GHz	-6.59 dBm																																									
M2	1		2.4835 GHz	-52.84 dBm																																									
M3	1		2.5 GHz	-63.42 dBm																																									
M4	1		2.483522 GHz	-54.11 dBm																																									

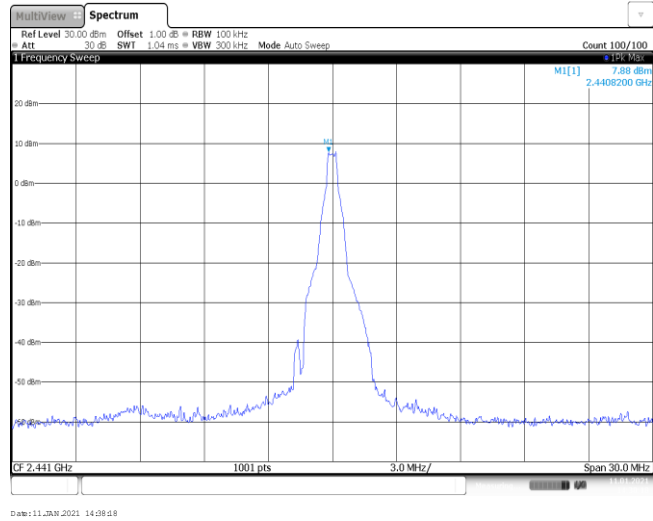
CH78
Hoppig mode



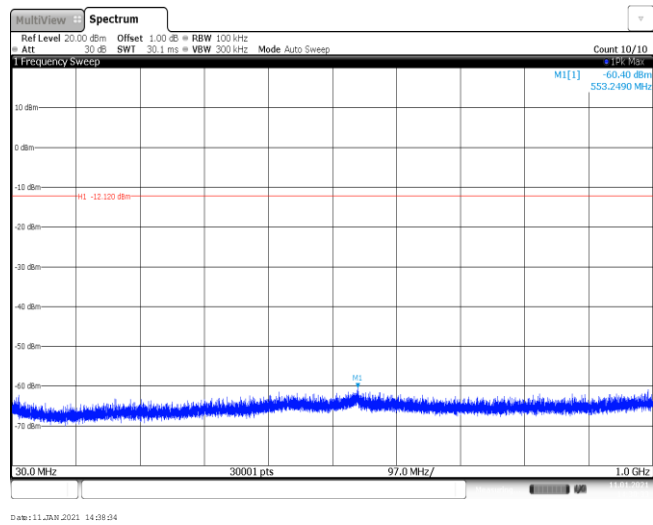
Date: 11 JUN 2021 16:16:01

Test Item:	Spurious Emission	Modulation type:	GFSK
<p>CH00 Reference level</p>			
<p>CH00 30MHz~1000MHz</p>			
<p>CH00 1GHz~26GHz</p>			

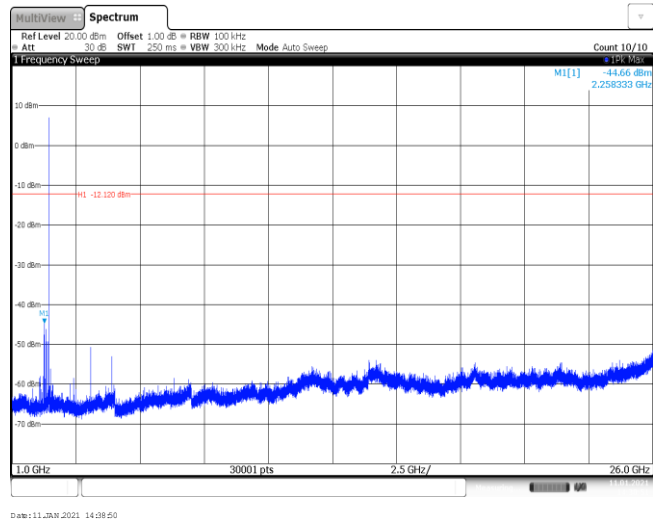
CH39
Reference level

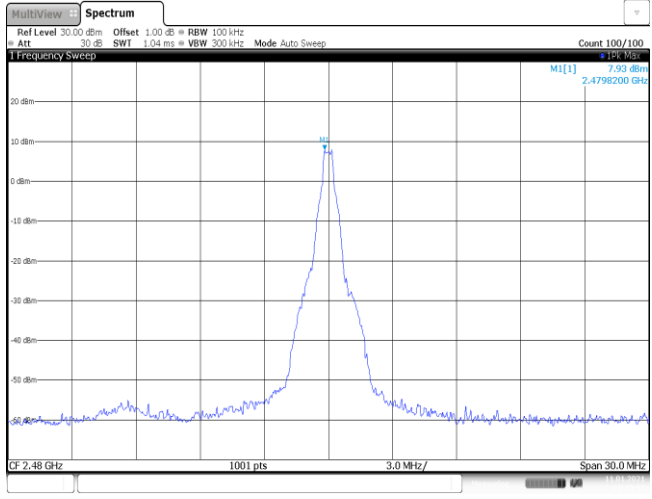
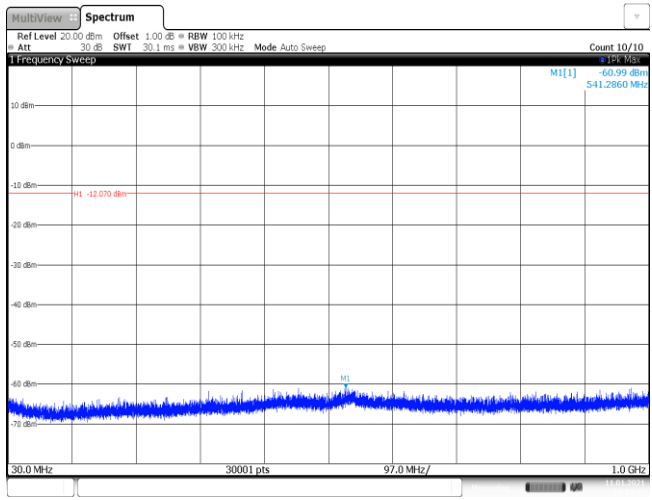
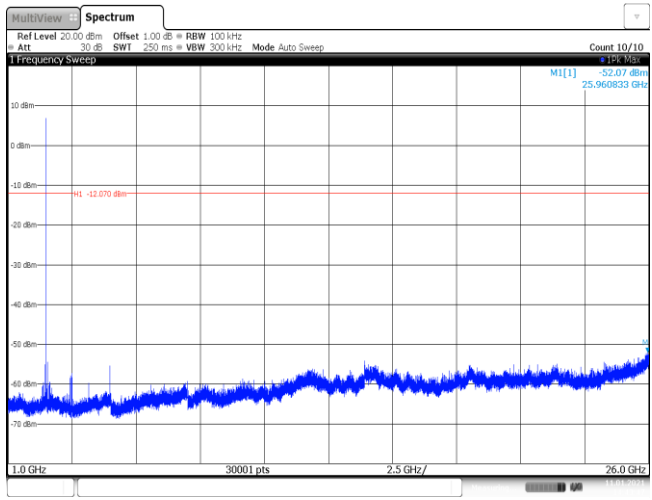


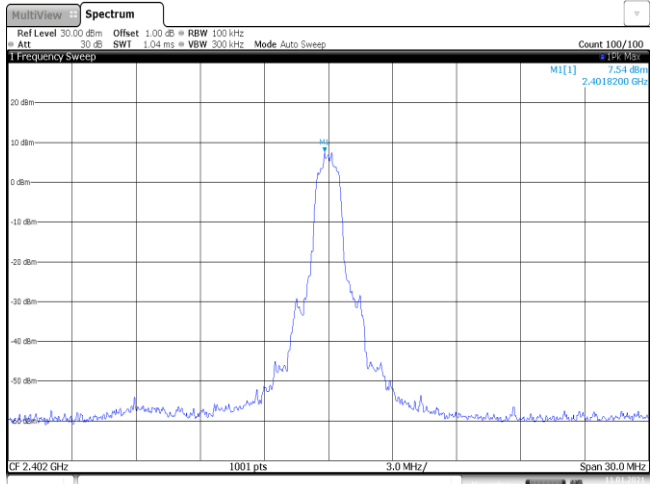
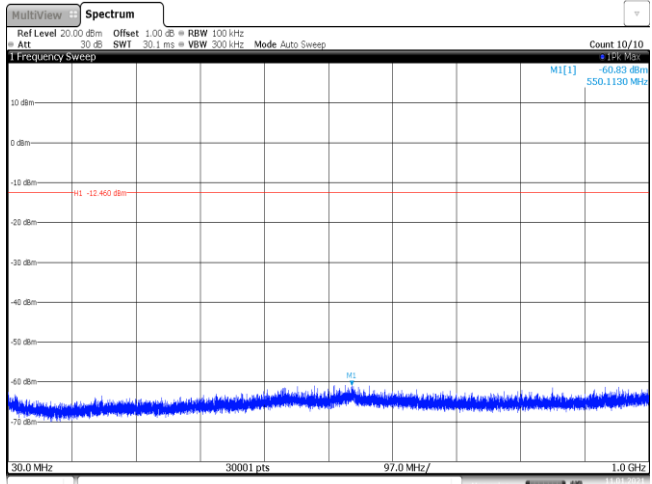
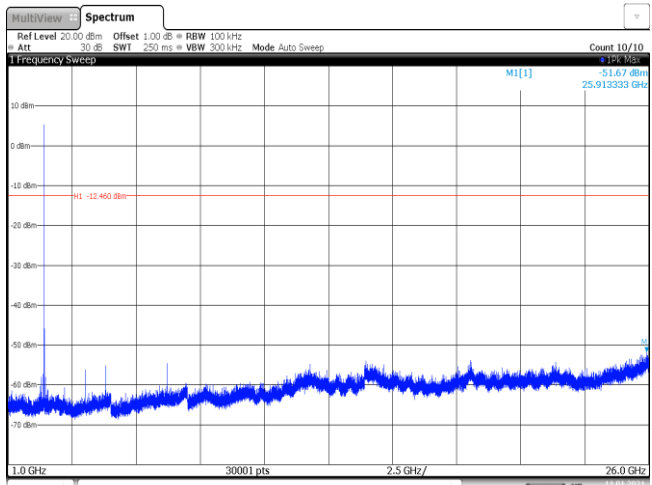
CH39
30MHz~1000MHz

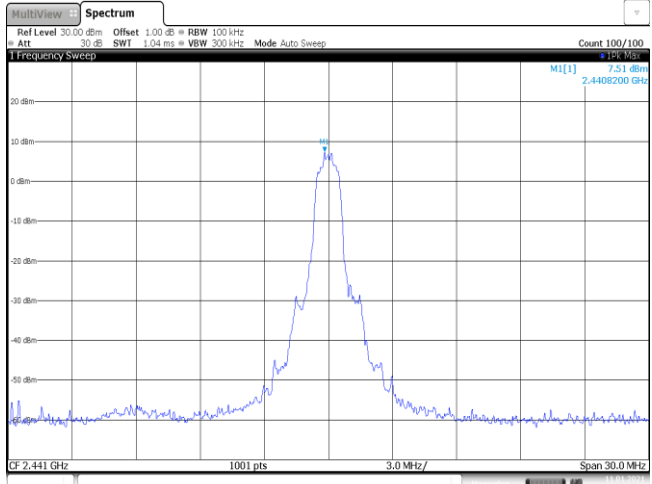
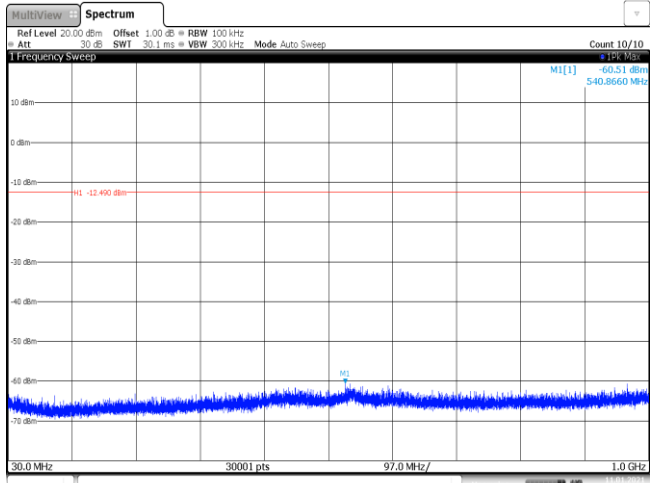
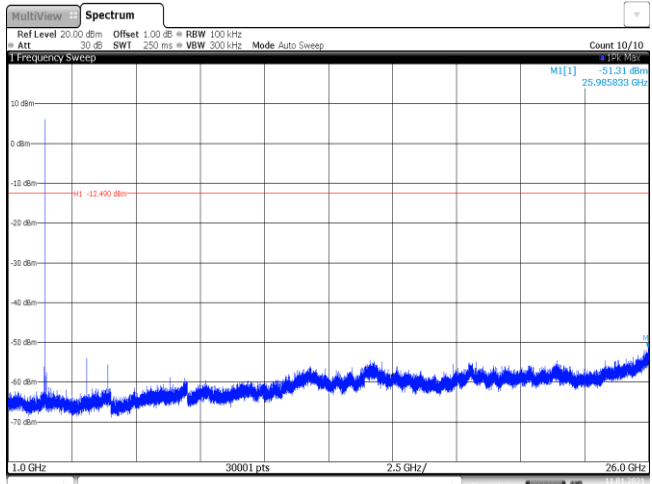


CH39
1GHz~26GHz

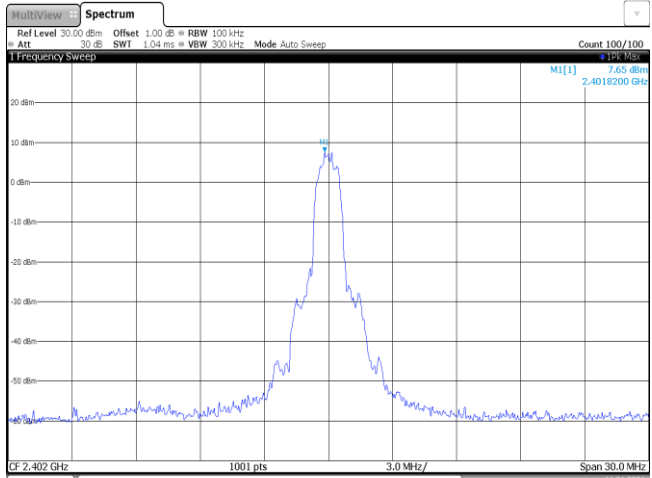
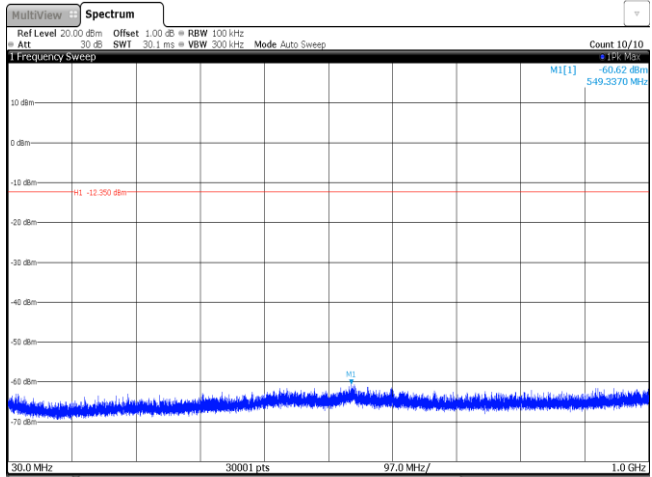
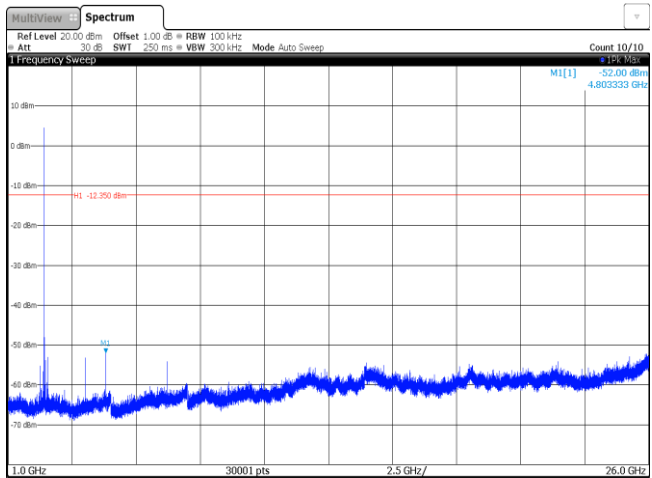


<p>CH78 Reference level</p>	 <p>MultiView Spectrum Ref Level 30.00 dBm Offset 1.00 dB RBW 100 kHz Att 30 dB SWF 1.04 ms VBW 300 kHz Mode Auto Sweep Count 100/100 1 Frequency Sweep MI[1] 7.93 dBm 2.4796200 GHz CF 2.48 GHz 1001 pts 3.0 MHz/ Span 30.0 MHz Date: 11 JAN 2021 14:43:14</p>
<p>CH78 30MHz~1000MHz</p>	 <p>MultiView Spectrum Ref Level 20.00 dBm Offset 1.00 dB RBW 100 kHz Att 30 dB SWF 30.1 ms VBW 300 kHz Mode Auto Sweep Count 10/10 1 Frequency Sweep MI[1] -60.99 dBm 541.2860 MHz H1 -12.070 dBm 30.0 MHz 30001 pts 97.0 MHz/ 1.0 GHz Date: 11 JAN 2021 14:43:20</p>
<p>CH78 1GHz~26GHz</p>	 <p>MultiView Spectrum Ref Level 20.00 dBm Offset 1.00 dB RBW 100 kHz Att 30 dB SWF 250 ms VBW 300 kHz Mode Auto Sweep Count 10/10 1 Frequency Sweep MI[1] -52.07 dBm 25.960833 GHz H1 -12.070 dBm 1.0 GHz 30001 pts 2.5 GHz/ 26.0 GHz Date: 11 JAN 2021 14:43:47</p>

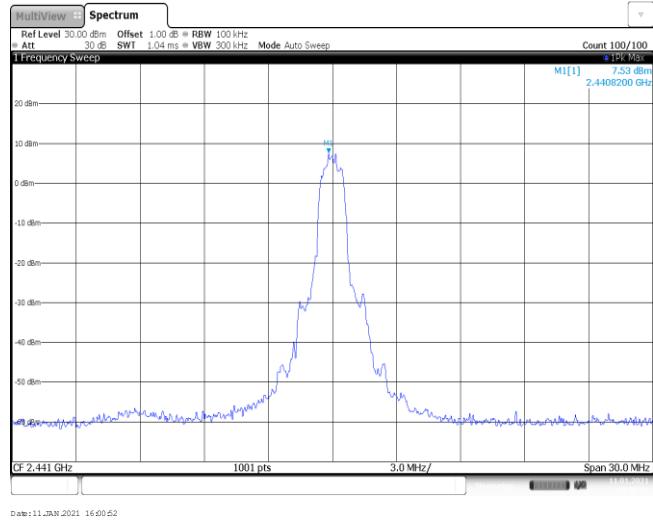
Test Item:	Spurious Emission	Modulation type:	π/4DQPSK
<p>CH00 Reference level</p>	 <p>Ref Level 30.00 dBm Offset 1.00 dB RBW 100 kHz Att 30 dB SW1 1.04 ms VBW 300 kHz Mode Auto Sweep Count 100/100 MI[1] 7.54 dBm 2.4016200 GHz CF 2.402 GHz 1001 pts 3.0 MHz/ Span 30.0 MHz Date: 11 JAN 2021 15:02:24</p>		
<p>CH00 30MHz~1000MHz</p>	 <p>Ref Level 20.00 dBm Offset 1.00 dB RBW 100 kHz Att 30 dB SW1 30.1 ms VBW 300 kHz Mode Auto Sweep Count 10/10 MI[1] -60.83 dBm 550.1130 MHz MI -12.460 dBm 30.0 MHz 30001 pts 97.0 MHz/ 1.0 GHz Date: 11 JAN 2021 15:02:40</p>		
<p>CH00 1GHz~26GHz</p>	 <p>Ref Level 20.00 dBm Offset 1.00 dB RBW 100 kHz Att 30 dB SW1 250 ms VBW 300 kHz Mode Auto Sweep Count 10/10 MI[1] -51.67 dBm 25.913333 GHz MI -12.460 dBm 1.0 GHz 30001 pts 2.5 GHz/ 26.0 GHz Date: 11 JAN 2021 15:02:57</p>		

<p>CH39 Reference level</p>	 <p>Ref Level 30.00 dBm Offset 1.00 dB RBW 100 kHz Att -30 dB SWF 1.04 ms VBW 300 kHz Mode Auto Sweep Count 100/100 MI[1] 7.51 dBm 2.4408200 GHz CF 2.441 GHz 1001 pts 3.0 MHz/ Span 30.0 MHz Date: 11 JAN 2021 15:11:05</p>
<p>CH39 30MHz~1000MHz</p>	 <p>Ref Level 20.00 dBm Offset 1.00 dB RBW 100 kHz Att -30 dB SWF 30.1 ms VBW 300 kHz Mode Auto Sweep Count 10/10 MI[1] -60.51 dBm 540.8660 MHz MI -12.490 dBm 30.0 MHz 30001 pts 97.0 MHz/ 1.0 GHz Date: 11 JAN 2021 15:11:51</p>
<p>CH39 1GHz~26GHz</p>	 <p>Ref Level 20.00 dBm Offset 1.00 dB RBW 100 kHz Att -30 dB SWF 250 ms VBW 300 kHz Mode Auto Sweep Count 10/10 MI[1] -51.31 dBm 25.985833 GHz MI -12.490 dBm 1.0 GHz 30001 pts 2.5 GHz/ 26.0 GHz Date: 11 JAN 2021 15:12:08</p>

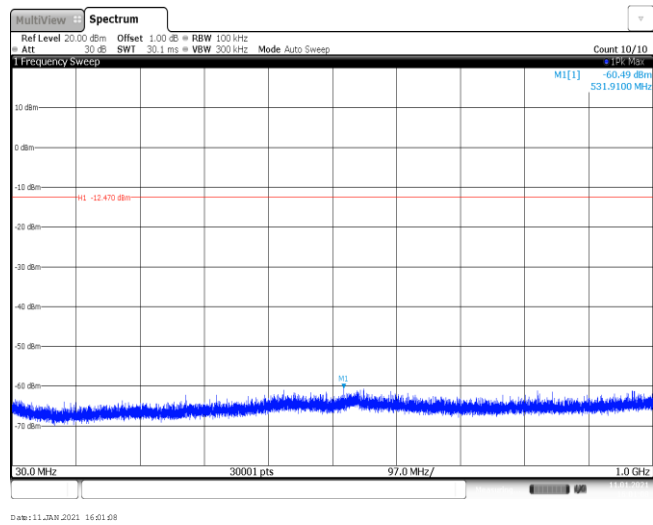
<p>CH78 Reference level</p>	<p>Ref Level 30.00 dBm Offset 1.00 dB RBW 100 kHz Att -30 dB SWT 1.04 ms VBW 300 kHz Mode Auto Sweep Count 100/100 M1[1] 6.69 dBm 2.4801500 GHz CF 2.48 GHz 1001 pts 3.0 MHz/ Span 30.0 MHz Date: 11 JAN 2021 15:15:57</p>
<p>CH78 30MHz~1000MHz</p>	<p>Ref Level 20.00 dBm Offset 1.00 dB RBW 100 kHz Att -30 dB SWT 30.1 ms VBW 300 kHz Mode Auto Sweep Count 10/10 M1[1] -60.92 dBm 544.3580 MHz M1 -13.310 dBm 30.0 MHz 30001 pts 97.0 MHz/ 1.0 GHz Date: 11 JAN 2021 15:15:53</p>
<p>CH78 1GHz~26GHz</p>	<p>Ref Level 20.00 dBm Offset 1.00 dB RBW 100 kHz Att -30 dB SWT 250 ms VBW 300 kHz Mode Auto Sweep Count 10/10 M1[1] -48.95 dBm 2.323333 GHz M1 -13.310 dBm 1.0 GHz 30001 pts 2.5 GHz/ 26.0 GHz Date: 11 JAN 2021 15:16:10</p>

Test Item:	Spurious Emission	Modulation type:	8DPSK
<p>CH00 Reference level</p>	 <p>Ref Level 30.00 dBm Offset 1.00 dB RBW 100 kHz Att 30 dB SW1 1.04 ms VBW 300 kHz Mode Auto Sweep Count 100/100 MI[1] 7.65 dBm 2.4016200 GHz CF 2.402 GHz 1001 pts 3.0 MHz/ Span 30.0 MHz Date: 11 JAN 2021 15:46:43</p>		
<p>CH00 30MHz~1000MHz</p>	 <p>Ref Level 20.00 dBm Offset 1.00 dB RBW 100 kHz Att 30 dB SW1 30.1 ms VBW 300 kHz Mode Auto Sweep Count 10/10 MI[1] -60.62 dBm 549.3370 MHz MI -12.50 dBm 30.0 MHz 30001 pts 97.0 MHz/ 1.0 GHz Date: 11 JAN 2021 15:46:59</p>		
<p>CH00 1GHz~26GHz</p>	 <p>Ref Level 20.00 dBm Offset 1.00 dB RBW 100 kHz Att 30 dB SW1 250 ms VBW 300 kHz Mode Auto Sweep Count 10/10 MI[1] -52.00 dBm 4.803333 GHz MI -12.50 dBm 1.0 GHz 30001 pts 2.5 GHz/ 26.0 GHz Date: 11 JAN 2021 15:47:16</p>		

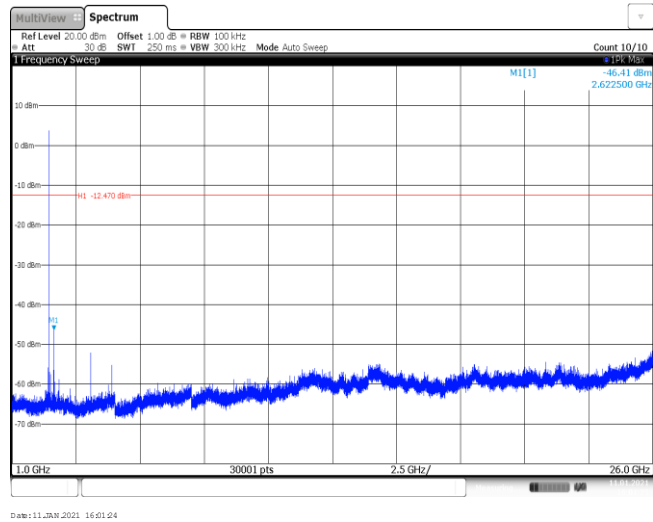
CH39
Reference level

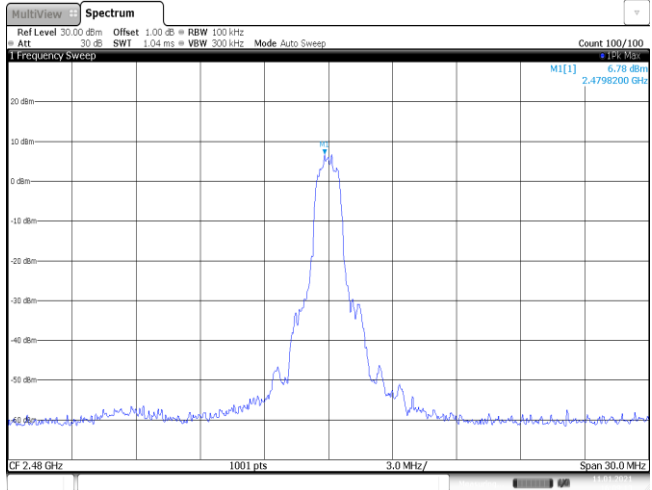
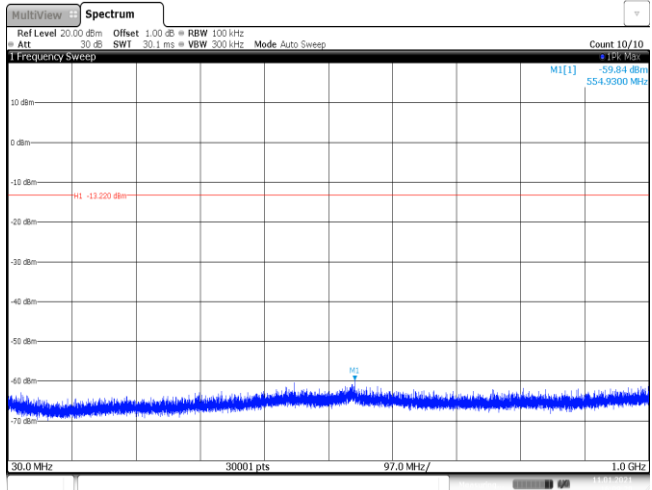
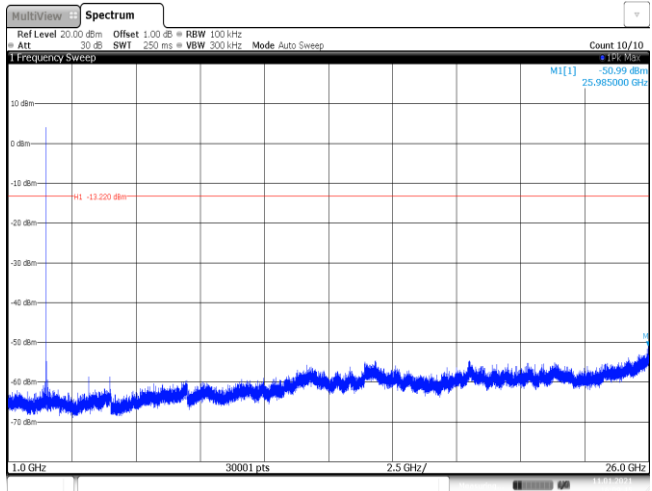


CH39
30MHz~1000MHz



CH39
1GHz~26GHz



<p>CH78 Reference level</p>	 <p>Date: 11 JAN 2021 16:09:43</p>
<p>CH78 30MHz~1000MHz</p>	 <p>Date: 11 JAN 2021 16:09:29</p>
<p>CH78 1GHz~26GHz</p>	 <p>Date: 11 JAN 2021 16:09:45</p>

-----End of Report-----