

OPEN EAR SMART HEADBAND

蓝牙连接，开放听音

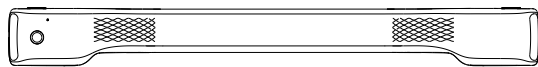
HAKII MIX

哈氪·无界 智能运动发带

QUICK START GUIDE

快速操作指南

01 WHAT'S IN THE BOX·包装说明



HAKII MIX OPEN EAR SMART HEADBAND
哈氪·无界 智能运动发带主体



S size Woven belt /小号编织带

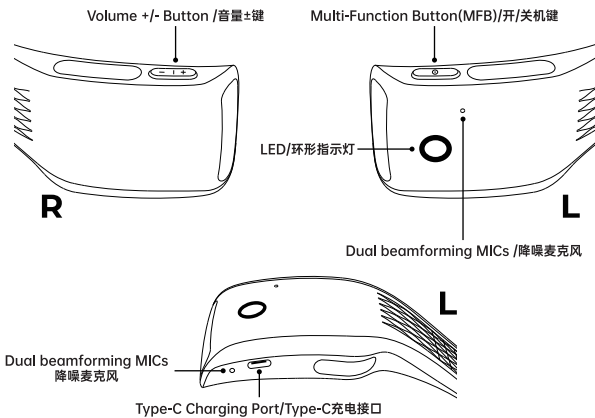


M size Woven belt /中号编织带

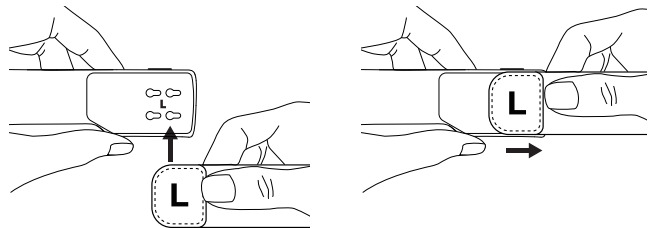


Charging Cable /Type-C充电线

02 OVERVIEW·产品概述

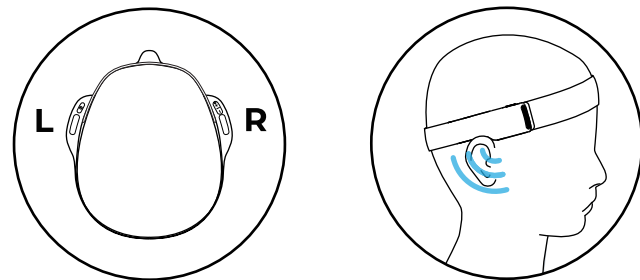


03 HOW TO WEAR·佩戴方法



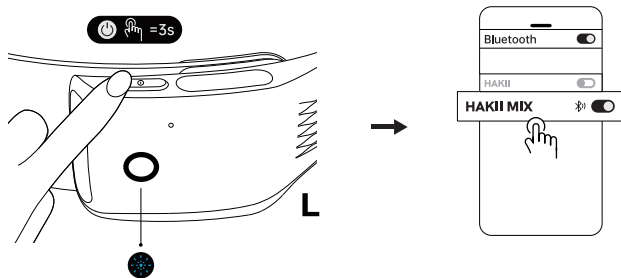
01 Choose a suitable size of woven belt and install it on the headband
选择合适的编织带尺寸装载在智能发带主体上，注意左右对应安装

03 HOW TO WEAR·佩戴方法



02 Wear the headband in the direction shown and
adjust the fit by adjusting the position of left and right chambers
编织带部分具有一定弹力和吸汗作用，将发带整体按内侧左右标识穿戴于图示位置，
使得出声位置靠近耳朵前上方，左右对称。

04 START UP AND BLUETOOTH CONNECTION · 开机配对



01 POWER ON: In power off state, long press the power button for 3s to enter the pairing mode when the blue light blinks.

开机：长按开/关机键3秒，发带开机并自动进入配对状态，伴有蓝色指示灯闪烁

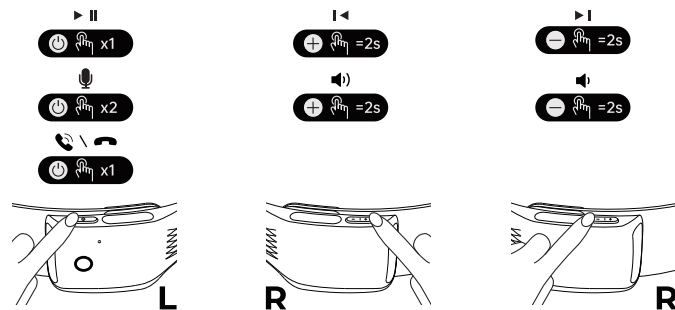
02 PAIRING: Search for Bluetooth name: HAKII MIX through the phone and click the pairing name to pair.

配对：从手机蓝牙列表中找到HAKII MIX，点击连接

03 PAIRING SUCCESSFUL

配对成功：蓝色指示灯长亮

05 HANDS-FREE PHONE CALL · 音乐控制



01 Play/Pause: Short press the MFB/播放/暂停：短按开/关机键

02 Voice assistant/Siri: Double press the MFB/调用手机语音助手：双击开/关机键

03 Answer incoming call: Short press the MFB/接听来电：短按开/关机键

04 Hang up: Short press the MFB/挂断通话：短按开/关机键

05 Previous song: Long press the volume + button for 2s/长按音量+键2秒

Next song: Long press the volume - button for 2s/下一首：长按音量-键2秒

06 Increase volume: Short press the volume + button/增大音量：短按音量+键

Decrease volume: Short press the volume - button/减小音量：短按音量-键

06 SPECIFICATIONS·配置参数

EN
Model: HAKII MIX
Wireless Version: 5.3
Waterproof: IPX5
Codecs: SBC, AAC
Dynamic driver: \varnothing 22mm
Frequency response: 20 Hz - 20 kHz
Battery capacity: 170mAh (est)
Earbuds battery life: Up to 7 hours in 50% volume

CN
产品型号: HAKII MIX
充电端口: Type-C
发声单元: 22mm动圈扬声器
频率响应: 20 Hz - 20 kHz
电池类型: 锂离子聚合物
电池容量 (典型值): 170mAh
防水等级: IPX5
输入参数: 5V --- 200mA
无线连接: 蓝牙5.3
工作距离: 15m (无障碍空旷环境)
充电时间: 约1.5小时
音频编码: SBC/AAC
※规格参数均为HAKII实验室测试数据。

警告:

1. 请务必遵循本说明书的使用说明。
2. 请在常温环境中使用和存放本产品。
3. 请勿在近热源处使用本产品, 如散热器、热风调节器、炉灶或其他产生热量的仪器。
4. 请勿堵塞耳机的开口处, 如充电口、指示灯和麦克风等。
5. 请避免过大音量或者长时间使用耳机, 避免造成头晕或对听力造成伤害。
6. 无论设备因何原因损坏, 都必须及时跟我品牌售后人员联系, 擅自拆改将使保修失效并存在安全风险。

产品有毒有害物质或元素表						
本表格依据SJ/T11364-2014的规定编制						
部件名称	有害物质					
	铅 (Pb)	汞 (Hg)	镉 (Cd)	六价铬 (Cr ⁶⁺)	多溴联苯 (PBB)	多溴二苯醚 (PBDE)
外壳	0	0	0	0	0	0
线材	0	0	0	0	0	0
喇叭	0	0	0	0	0	0
主板	0	0	0	0	0	0
PCB	0	0	0	0	0	0
电池	0	0	0	0	0	0
MIC	0	0	0	0	0	0
其他	0	0	0	0	0	0

O: 表示该有害物质在该部件所有均质材料中的含量均在GB/T26572规定的限量要求以下。
X: 表示该有害物质至少在该部件的某一均质材料中的含量超出GB/T26572规定的限量要求。



包含小部件，可能会导致窒息。
不适合 3 岁以下的儿童使用。



本产品含有磁性材料。
关于是否会影响可植入医疗设备的情况，请咨询医生。

- 未经授权切勿改装本产品。
- 仅在经过相关部门批准且符合本地监管要求的电源（如 UL、CSA、VDE、CCC）条件下使用本产品。
- 请勿使含有电池的产品过热（例如请避免阳光直射并远离火源等）。
- 充电前请擦掉耳机和充电盒上的汗水。
- IPX5 不是永久条件，并且防护等级可因正常磨损而降低。



Contains small parts which may be a choking hazard.
Not suitable for children under age 3.



This product contains magnetic material. Consult your physician on whether this might affect your implantable medical device.

- Do NOT make unauthorized alterations to this product.
- Use this product only with an agency approved power supply which meets local regulatory requirements (e.g., UL, CSA, VDE, CCC).
- Do not expose products containing batteries to excessive heat (e.g. from storage in direct sunlight, fire or the like).
- Wipe off sweat from the earbuds and the charging case before charging.
- IPX5 is not a permanent condition, and resistance might decrease as a result of normal wear.

NOTE: This equipment has been tested and found to comply with the limits for a Class B digital device, pursuant to

Part 15 of the FCC Rules. These limits are designed to provide reasonable protection against harmful interference in a residential installation. This equipment generates, uses and can radiate radio frequency energy and, if not installed and used in accordance with the instructions, may cause harmful interference to radio communications. However, there is no guarantee that interference will not occur in a particular installation. If this equipment does cause harmful interference to radio or television

reception, which can be determined by turning the equipment off and on, the user is encouraged to try to correct the interference by one or more of the following measures:

- Reorient or relocate the receiving antenna.
 - Increase the separation between the equipment and receiver.
 - Connect the equipment into an outlet on a circuit different from that to which the receiver is connected.
 - Consult the dealer or an experienced radio/TV technician for help. Changes or modifications not expressly approved by HAKII could void the user's authority to operate this equipment.
- This device complies with part 15 of the FCC Rules and with Industry Canada license-exempt RSS standard(s). Operation is subject to the following two conditions: (1) This device may not cause harmful interference, and (2) this device must accept any interference received, including interference that may cause undesired operation.

This device complies with FCC and Industry Canada radiation exposure limits set forth for general population. It must not be co-located or be operating in conjunction with any other antennas or transmitters.



HAKII hereby declares that this product is in compliance with the essential requirements and other relevant provisions of Directive 2014/53/EU and all other applicable EU directive requirements.

For Europe:

Frequency band of operation 2400 to 2483.5 MHz:

- Bluetooth: Maximum transmit power less than 20 dBm EIRP.
- Bluetooth Low Energy: Maximum power spectral density less than 10 dBm/MHz EIRP.

DON'T attempt to remove the rechargeable lithium-ion battery from this product. Contact your local HAKII retailer or other qualified professional for removal.

Please dispose of used batteries properly, following local regulations. Do not incinerate.



This symbol means the product must not be discarded as household waste, and should be delivered to an appropriate collection facility for recycling. Proper disposal and recycling helps protect natural resources, human health and the environment. For more information on disposal and recycling of this product, contact your local municipality, disposal service, or the shop where you bought this product.

