

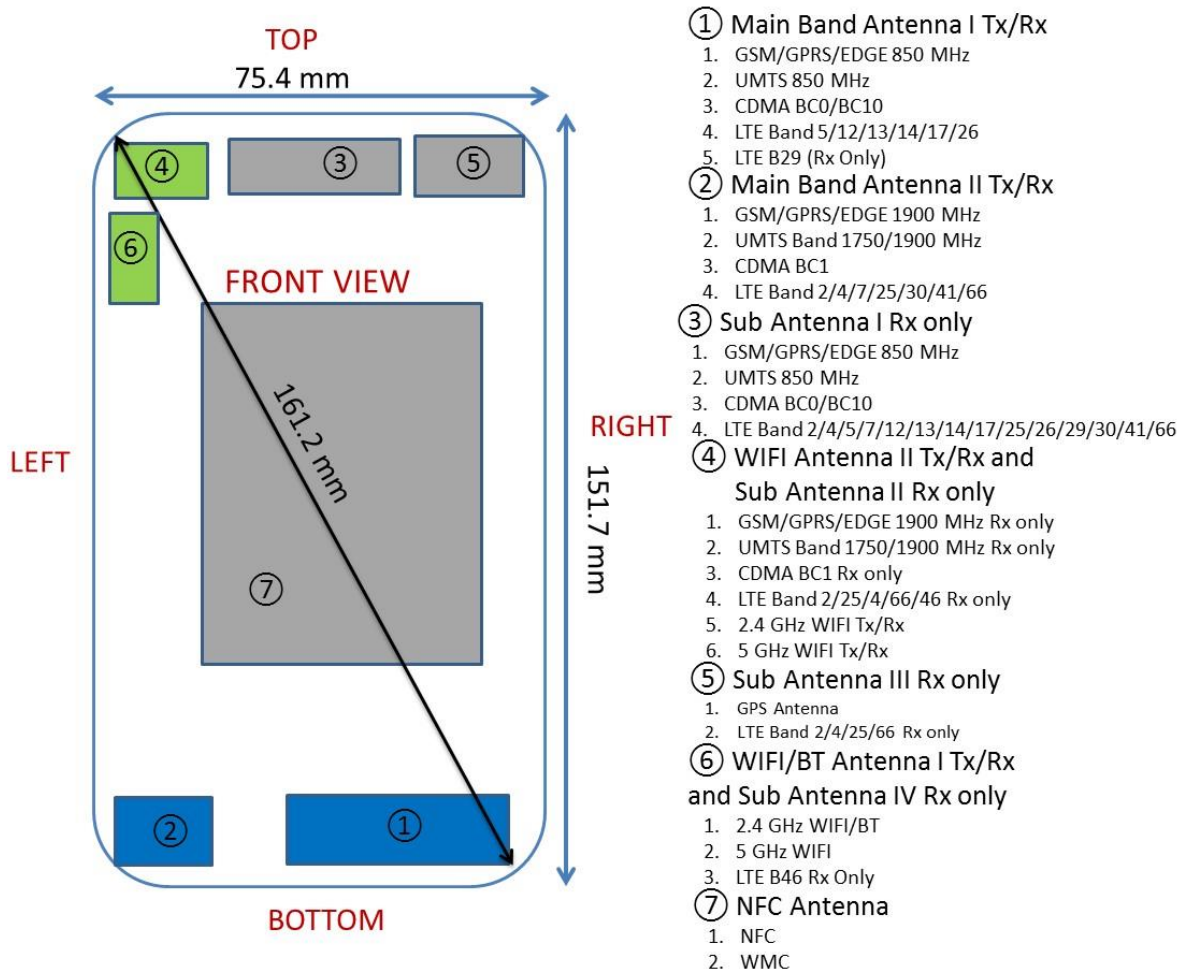




APPENDIX F: DUT ANTENNA DIAGRAM & SAR TEST SETUP PHOTOGRAPHS


FCC ID ZNFV350A	 PCTEST ENGINEERING LABORATORY, INC.	SAR EVALUATION REPORT	 LG	Approved by: Quality Manager
Test Dates: 04/06/18 - 04/18/18	DUT Type: Portable Handset			APPENDIX F: Page 1 of 10




Note: Exact antenna dimensions and separation distances are shown in the Technical Descriptions in the FCC Filing.

Figure F-1
DUT Antenna Locations



FCC ID ZNFV350A		SAR EVALUATION REPORT		Approved by: Quality Manager
Test Dates: 04/06/18 - 04/18/18	DUT Type: Portable Handset			APPENDIX F: Page 2 of 10




SAR Test Setup Photo 1: Right Cheek




SAR Test Setup Photo 2: Right Tilt



FCC ID ZNFV350A	 PCTEST ENGINEERING LABORATORY, INC.	SAR EVALUATION REPORT	 LG	Approved by: Quality Manager
Test Dates: 04/06/18 - 04/18/18	DUT Type: Portable Handset			APPENDIX F: Page 3 of 10




SAR Test Setup Photo 3: Left Cheek




SAR Test Setup Photo 4: Left Tilt



FCC ID ZNFV350A	 PCTEST ENGINEERING LABORATORY, INC.	SAR EVALUATION REPORT	 LG	Approved by: Quality Manager
Test Dates: 04/06/18 - 04/18/18	DUT Type: Portable Handset			APPENDIX F: Page 4 of 10




SAR Test Setup Photo 5: Back at 1.0 cm



SAR Test Setup Photo 6: Front at 1.0 cm



FCC ID ZNFV350A	 PCTEST ENGINEERING LABORATORY, INC.	SAR EVALUATION REPORT	 LG	Approved by: Quality Manager
Test Dates: 04/06/18 - 04/18/18	DUT Type: Portable Handset			APPENDIX F: Page 5 of 10




SAR Test Setup Photo 7: Top at 1.0 cm




SAR Test Setup Photo 8: Bottom at 1.0 cm



FCC ID ZNFV350A	 PCTEST ENGINEERING LABORATORY, INC.	SAR EVALUATION REPORT	 LG	Approved by: Quality Manager
Test Dates: 04/06/18 - 04/18/18	DUT Type: Portable Handset			APPENDIX F: Page 6 of 10




SAR Test Setup Photo 9: Right at 1.0 cm




SAR Test Setup Photo 10: Left at 1.0 cm



FCC ID ZNFV350A	 PCTEST ENGINEERING LABORATORY, INC.	SAR EVALUATION REPORT	 LG	Approved by: Quality Manager
Test Dates: 04/06/18 - 04/18/18	DUT Type: Portable Handset			APPENDIX F: Page 7 of 10



SAR Test Setup Photo 11: Back at 0.0 cm




SAR Test Setup Photo 12: Front at 0.0 cm



FCC ID ZNFV350A		SAR EVALUATION REPORT		Approved by: Quality Manager
Test Dates: 04/06/18 - 04/18/18	DUT Type: Portable Handset			APPENDIX F: Page 8 of 10



SAR Test Setup Photo 13: Top at 0.0 cm





SAR Test Setup Photo 14: Left at 0.0 cm

FCC ID ZNFV350A		SAR EVALUATION REPORT		Approved by: Quality Manager
Test Dates: 04/06/18 - 04/18/18	DUT Type: Portable Handset			APPENDIX F: Page 9 of 10



SAR Test Setup Photo 15: Vertical and Horizontal Reference Lines

FCC ID ZNFV350A		SAR EVALUATION REPORT		Approved by: Quality Manager
Test Dates: 04/06/18 - 04/18/18	DUT Type: Portable Handset			APPENDIX F: Page 10 of 10