

System Performance Check-D2450V2-727

Frequency: 2450 MHz; Duty Cycle: 1:1; Room Ambient Temperature: 23.4°C; Liquid Temperature: 23.1°C
Medium parameters used: $f = 2450$ MHz; $\sigma = 1.873$ S/m; $\epsilon_r = 39.351$; $\rho = 1000$ kg/m³

DASY5 Configuration:

- Area Scan Setting: Find Secondary Maximum Within: 2.0 dB and with a peak SAR value greater than 0.0012W/kg
- Electronics: DAE4 Sn1260; Calibrated: 2021/9/20
- Probe: EX3DV4 - SN7642; ConvF(8.12, 8.12, 8.12) @ 2450 MHz; Calibrated: 2022/3/2
- Sensor-Surface: 2mm (Mechanical Surface Detection)
- Phantom: ELI

Head/Pin=250mW/Area Scan (81x81x1): Interpolated grid: dx=1.200 mm, dy=1.200 mm
Maximum value of SAR (interpolated) = 21.2 W/kg

Head/Pin=250mW/Zoom Scan (7x7x7)/Cube 0: Measurement grid: dx=5mm, dy=5mm, dz=5mm

Reference Value = 107.3 V/m; Power Drift = -0.03 dB


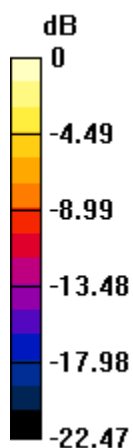
Peak SAR (extrapolated) = 28.6 W/kg

SAR(1 g) = 13.7 W/kg; SAR(10 g) = 6.34 W/kg

Smallest distance from peaks to all points 3 dB below = 9 mm

Ratio of SAR at M2 to SAR at M1 = 48.3%

Maximum value of SAR (measured) = 21.1 W/kg



0 dB = 21.1 W/kg = 13.24 dBW/kg

System Performance Check-D5GHzV2-1023-5250


Frequency: 5250 MHz; Duty Cycle: 1:1; Room Ambient Temperature: 23.4°C; Liquid Temperature: 23.1°C
Medium parameters used: $f = 5250 \text{ MHz}$; $\sigma = 4.65 \text{ S/m}$; $\epsilon_r = 34.85$; $\rho = 1000 \text{ kg/m}^3$

DASY5 Configuration:

- Area Scan Setting: Find Secondary Maximum Within: 2.0 dB and with a peak SAR value greater than 0.0012W/kg
- Electronics: DAE4 Sn1260; Calibrated: 2021/9/20
- Probe: EX3DV4 - SN7642; ConvF(5.69, 5.69, 5.69) @ 5250 MHz; Calibrated: 2022/3/2
- Sensor-Surface: 2mm (Mechanical Surface Detection)
- Phantom: ELI

Head/Pin=100mW/Area Scan (91x91x1): Interpolated grid: $dx=1.000 \text{ mm}$, $dy=1.000 \text{ mm}$
Maximum value of SAR (interpolated) = 17.1 W/kg

Head/Pin=100mW/Zoom Scan (7x7x12)/Cube 0: Measurement grid: $dx=4\text{mm}$, $dy=4\text{mm}$, $dz=2\text{mm}$
Reference Value = 66.20 V/m; Power Drift = -0.04 dB
Peak SAR (extrapolated) = 33.7 W/kg
SAR(1 g) = 8.7 W/kg; SAR(10 g) = 2.52 W/kg
Smallest distance from peaks to all points 3 dB below = 7.4 mm
Ratio of SAR at M2 to SAR at M1 = 56.3%
Maximum value of SAR (measured) = 17.9 W/kg



0 dB = 17.9 W/kg = 12.53 dBW/kg