




Appendix D. Photographs of EUT and Setup

FCC SAR Test Report

<Photographs of EUT>

EUT 1



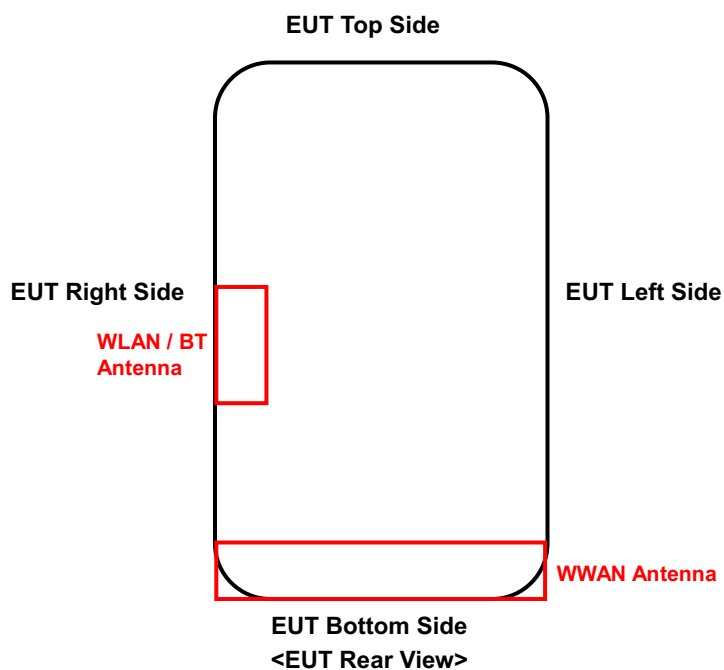
FCC SAR Test Report

EUT 2



FCC SAR Test Report

<Antenna Location>




The separation distance for antenna to edge:

Antenna	To Top Side (mm)	To Bottom Side (mm)	To Left Side (mm)	To Right Side (mm)
WWAN	125	3	14	3
WLAN / BT	30	75	3	55

FCC SAR Test Report

<Photographs of SAR Setup>

<EUT 1>



Right Cheek



Right Tilted






Left Cheek




Left Tilted

FCC SAR Test Report


	
Front Face of EUT with 1.0 cm Gap	Rear Face of EUT with 1.0 cm Gap
	
Left Side of EUT with 1.0 cm Gap	Right Side of EUT with 1.0 cm Gap
	
Bottom Side of EUT with 1.0 cm Gap	

FCC SAR Test Report

<EUT 2>



Right Cheek



Left Cheek



Rear Face of EUT with 1.0 cm Gap



Bottom Side of EUT with 1.0 cm Gap