


Test setup photos of EUT

1. Orthogonal plane of EUT


- The testing was set in the three orthogonal planes and measured for each position (X, Y, Z).

- Internal Antenna

X-axis




Y-axis





Model Name: LTD-BK1100

Z-axis




Model Name: LTD-BK1100

2. Photos of Radiated Spurious Emission Test (Below 1 GHz)



Model Name: LTD-BK1100

3. Photo of Radiated Spurious Emission Test (Above 1 GHz)



4. Photo of Conducted test



Model Name: LTD-BK1100