

M-F9

BLUETOOTH

用户手册

介绍

感谢购买和使用我们的蓝牙耳机
本手册帮助您了解如何使用此蓝牙耳机使用蓝牙耳机之前
您应该理解您的手机或其它设备蓝牙功能。
更适合右耳佩戴

开始使用


按住蓝牙耳机中间表面的多功能键长达8秒
直到指示灯显示蓝红蓝红交替闪烁

注意：【蓝色灯是搜索不到型号的】

需要在关机的状态中长按8秒
直到指示灯出显蓝红蓝红交替闪烁才可放手
用手机搜索配对即可

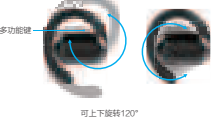
配对成功后 按开机按钮2~3秒即可开机自动链接

如何配对



打开手机蓝牙 搜索“M-F9”并点击链接

功能与操作



可上下旋转120°





多功能键

开关机操作步骤

1、配对：关机状态下，长按开机键6秒（蓝红交替闪烁）
2、开机：关机状态下，长按开关键3秒（蓝灯闪烁）
3、关机：开机状态下，长按开关键4秒（红灯闪烁）

中英文语音提示切换
开机状态下，双击功能键约1秒进行中英文语音切换

操作方法

接听电话 
来电时（蓝灯闪烁）点击开机按键1下接听
结束电话 
通话中时 点击开机按键1下 结束通话
中英文切换 
开机状态下 双击功能键 松手方可变换中英文
播放音乐 
待机模式下 点击开机按键1下
暂停音乐 
音乐播放中 点击开机按键1下 暂停播放

充电注意事项：
1、使用DC5V充电器像电脑的USB端口或手机充电器USB端口的输出电压（必须选择正规厂家的安全认证充电器）
2、在充电过程中 红色的灯亮
3、重复充电和放电会降低电池性能 这是正常的可充电电池

产品参数

蓝牙版本：	M-F9
待机时间：	约150个小时
音频：	DSP语音数据处理
操作范围：	5~10M（根据手机信号而定）
电池容量：	75mA
支持协议：	HFP/A2DP/AVRCP
重量：	4.9g

安全准则
1、请勿以任何理由拆卸或改装设备 否则可能导致耳机发生故障或损坏
2、请勿让设备接触液体弄湿 否则会导致设备严重损坏
3、请勿将设备置于温度过低或过高（0℃以下或45℃以上）的环境中
4、请勿在雷暴天气下使用设备 雷暴可能导致设备工作不正常 信号中断等现象
5、请勿用移动电源充电，否则可能导致耳机发生故障或烧毁
6、请勿用1A以上充电器充电，否则可能导致耳机发生故障或烧毁。
【以上6点损毁事项均不在保修范围】

售后服务与支持


如果您购买的产品出现非人为损毁故障 请联系经销商保修
保修期：本产品品质质保期限为：自购买起12个月
免费服务：
凡属产品本身质量问题故障请用户凭此保修卡盒购物凭证与经销商取得联系以享受免费维修服务以下情况恕不免费维修
1、无保修卡或产品维修标签已损坏
2、自行拆卸造成的损坏
3、因进水或者跌落而造成的损坏
4、因不可抗力造成的故障及损坏

客户保修资料

客户名称	
联系电话	
联系地址	
产品名称	
产品型号	
购买日期	
经销商	
维修日期	

音乐 本该年轻

绑定手机号 专家团队在线解答
蓝牙耳机使用视频教程
以及专业的产品信息



M-F9

BLUETOOTH

User Manual

Introduce

Thank you for buying and using Bluetooth headphones
This manual helps you understand how to use the Bluetooth headset before using a Bluetooth headset
Should understand mobile phone or Bluetooth function.
More suitable for the right ear to wear

Start To Use

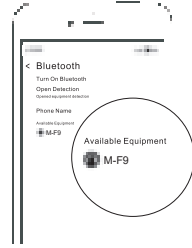
Press the Bluetooth headset for 8 seconds
Show blue and red light alternately flash

Be Careful! 【The blue light is less than the model】

The state of the shutdown is 8 seconds long
Blue red alternately flicker to let go
Search with a mobile phone


Pairing button 2~3 seconds to start automatic link

How To Match



Search" M-F9"And Click The Connection

Function and Operation








Can rotate up and down 120°

Multiple Use Key

NO/OFF Operation Steps
1、Pair：In the state of shutdown, 6 seconds long（Blue Red Flicker）
2、NO：In the state of shutdown, 3 seconds long（Blue Light Flicker）
3、OFF：In the open state, 4 seconds long（Red Light Flicker）

Chinese/English Speech Prompt Switch
In The Boot State，Double1second Chinese/English switching

Operation Method

Answer The Phone 
Time Call（Blue Light Flicker）Button 1 To Answer
End The Phone 
Call Time Click on the start button 1 to end the call
Chinese/English Switch 
Open State Click the function key in Chinese / English
Play Music 
Standby Mode Click on the boot butto
Pause Music 
Music Playback Click on the boot button stop playing

Precautions For Charging：
1、Use a DC5V charger like a computer's USB port or a cell phone chargerThe output voltage of the USB port（Formal safety certification charger）
2、The red light in the charging process
3、Recharging and discharging will reduce the battery performance this is a normal rechargeable battery.

Product Parameters

Bluetooth Version：	M-F9
Standby Time：	150H
Audio：	DSPSpeech processing
Operating Range：	5-10M
Battery Capacity：	75mA
Support(Protocol)：	HFP/A2DP/AVRCP
Weight：	4.9g

Safety Criteria
1、Don't disassemble or refill the equipment for any reason or cause the earphone to fail or burn up
2、Don't will cause damage to the equipment
3、Don't put the equipment at low temperature or too high（0℃ or 45℃）in the environment
4、Don't use equipment thunderstorm in thunderstorm to cause signal interruption
5、Don't use mobile power to charge, otherwise it may cause the headset to malfunction or burn down
6、Don't charge the charger with more than 1A, otherwise it may cause the headset to malfunction or burn down
【The above 6 points of damage are not warranted】

After-Sale And Support

The product you purchased is nonhuman for failure.
Warranty Information
Warranty period: the quality warranty period of this product is: free service for 12 months from purchase:
The quality of the product itself is a warranty card
Contact with dealers for free maintenance

Warranty Information

Customer name	
Contact Number	
Contact Address	
Product Name	
Product Model	
Date Purchase	
Maintenance Date	

This device complies with part 15 of the FCC Rules. Operation is subject to the following two conditions: (1) this device may not cause harmful interference, and (2) this device must accept any interference received, including interference that may cause undesired operation.
Any changes or modifications not expressly approved by the party responsible for compliance could void the user's authority to operate the equipment.
NOTE: This equipment has been tested and found to comply with the limits for a Class B digital device, pursuant to Part 15 of the FCC Rules. These limits are designed to provide reasonable protection against harmful interference in a residential installation. This equipment generates, uses and can radiate radio frequency energy and, if not installed and used in accordance with the instructions, may cause harmful interference to radio communications. However, there is no guarantee that interference will not occur in a particular installation.
If this equipment does cause harmful interference to radio or television reception, which can be determined by turning the equipment off and on, the user is encouraged to try to correct the interference by one or more of the following measures:
-- Reorient or relocate the receiving antenna.
-- Increase the separation between the equipment and receiver.
-- Connect the equipment into an outlet on a circuit different from that to which the receiver is connected.
-- Consult the dealer or an experienced radio/TV technician for help.
The device has been evaluated to meet general RF exposure requirement. The device can be used in portable exposure condition without restriction