Mode	115	
	Band Edge - L	
	U-NII-2C_5.47-5.725_802.11be EHT80_CH122_Large RU 484+242_1_5610MHz	
ANT	1+2	
Pol.	Horizontal	Fundamental
Peak	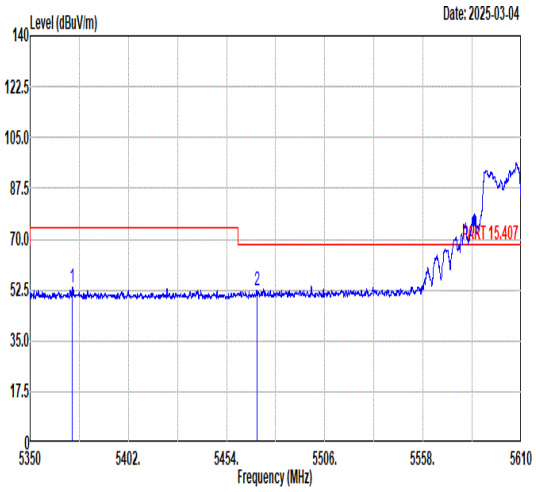 Freq Level Limit Line Margin (dB) Read Level Ant Factor Cable Loss Preamp Factor APos TPos Remark 1 5372.26 53.14 74.00 -20.86 38.82 36.06 10.93 32.67 141 111 PEAK 2 5469.99 52.14 68.30 -16.16 37.69 35.98 11.16 32.69 141 111 PEAK	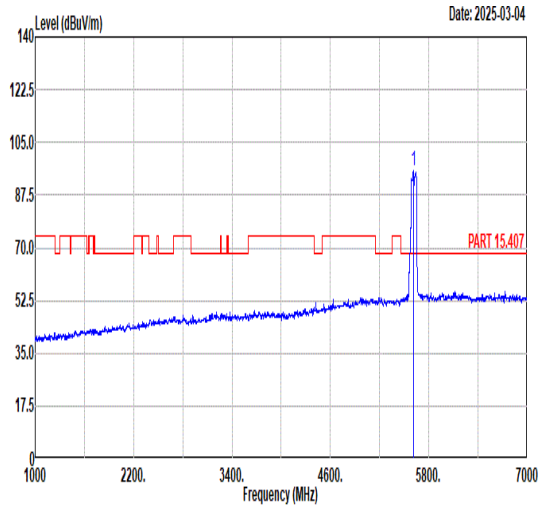 Freq Level Limit Line Margin (dB) Read Level Ant Factor Cable Loss Preamp Factor APos TPos Remark 1 5610.00 95.85 ------ ------ 80.53 36.35 11.71 32.74 141 111 PEAK
Avg	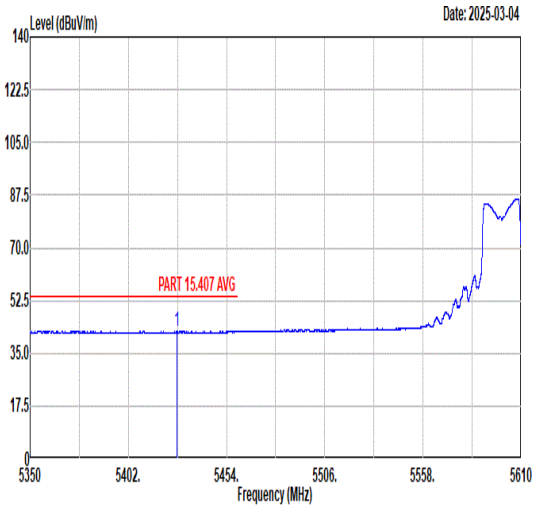 Freq Level Limit Line Margin (dB) Read Level Ant Factor Cable Loss Preamp Factor APos TPos Remark 1 5427.90 42.38 54.00 -11.62 28.14 35.94 10.99 32.69 141 111 AVERAGE	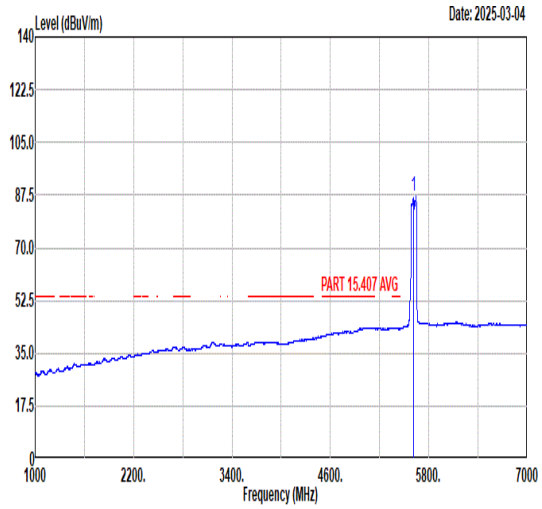 Freq Level Limit Line Margin (dB) Read Level Ant Factor Cable Loss Preamp Factor APos TPos Remark 1 5610.00 87.40 ------ ------ 71.98 36.49 11.69 32.76 141 111 AVERAGE

Mode	115	
	Band Edge - R	
	U-NII-2C_5.47-5.725_802.11be EHT80_CH122_Large RU 484+242_1_5610MHz	
ANT	1+2	
Pol.	Horizontal	Fundamental
Peak	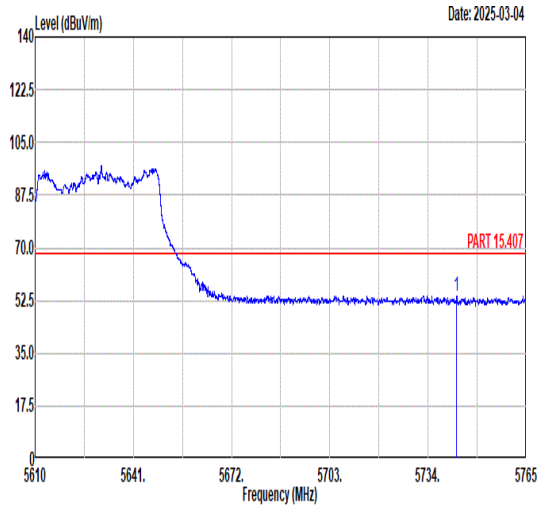 Freq Level Limit Line Margin (dB) Read Level Ant Factor Cable Loss Preamp Factor APos TPos Remark MHz dBuV/m dBuV/m dBuV dB/m dB dB cm deg 1 5743.07 54.08 68.30 -14.22 38.55 36.69 11.64 32.80 141 111 PEAK	Blank

Mode	115	
	Band Edge - L	
	U-NII-2C_5.47-5.725_802.11be EHT80_CH122_Large RU 484+242_1_5610MHz	
ANT	1+2	
Pol.	Vertical	Fundamental
Peak	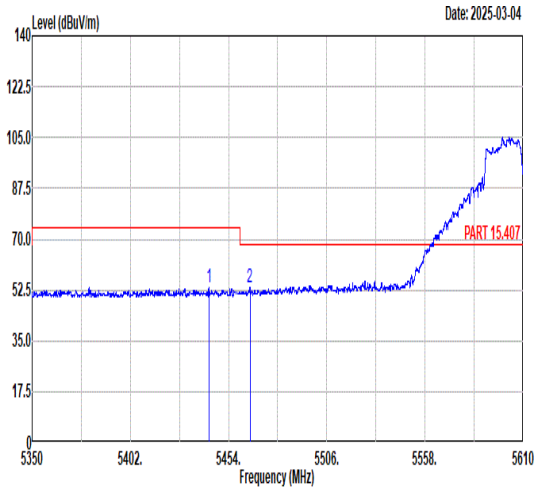 Freq Level Limit Line Margin (dB) Read Level Ant Factor Cable Loss Preamp Factor APos TPos Remark MHz dBuV/m dBuV/m dBuV dB/m dB dB cm deg 1 5443.76 53.22 74.00 -20.78 38.95 35.91 11.05 32.69 134 176 PEAK 2 5465.31 53.46 68.30 -14.84 39.05 35.96 11.14 32.69 134 176 PEAK	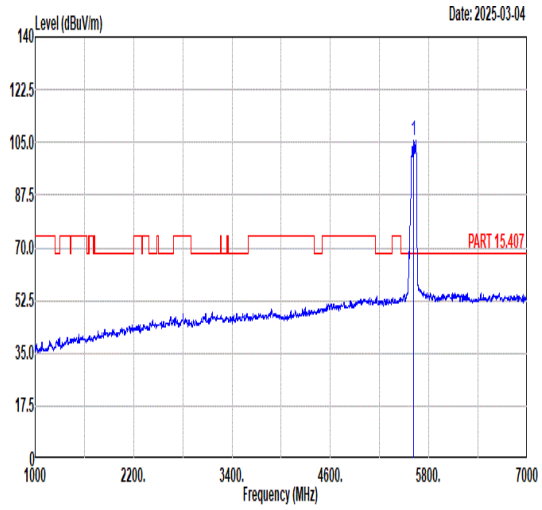 Freq Level Limit Line Margin (dB) Read Level Ant Factor Cable Loss Preamp Factor APos TPos Remark MHz dBuV/m dBuV/m dBuV dB/m dB dB cm deg 1 5610.00 105.59 ------ ------ 90.20 36.46 11.69 32.76 134 176 PEAK
Avg	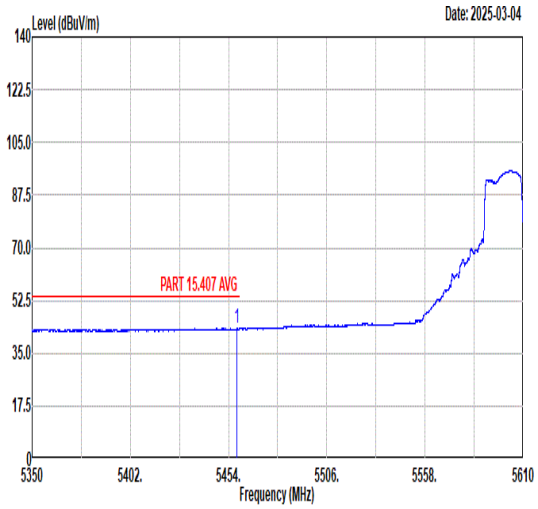 Freq Level Limit Line Margin (dB) Read Level Ant Factor Cable Loss Preamp Factor APos TPos Remark MHz dBuV/m dBuV/m dBuV dB/m dB dB cm deg 1 5458.55 43.30 54.00 -10.70 28.95 35.93 11.11 32.69 134 176 AVERAGE	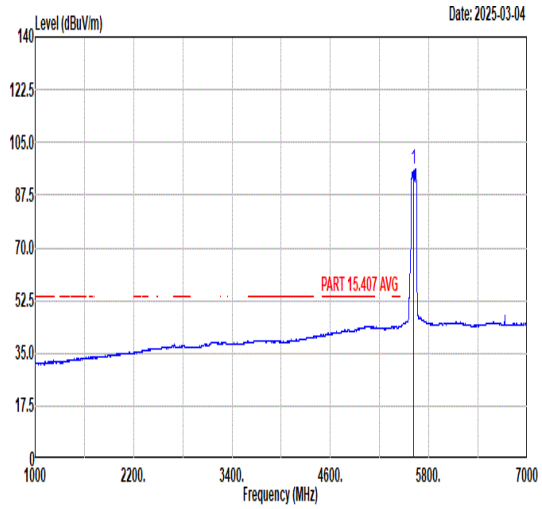 Freq Level Limit Line Margin (dB) Read Level Ant Factor Cable Loss Preamp Factor APos TPos Remark MHz dBuV/m dBuV/m dBuV dB/m dB dB cm deg 1 5610.00 96.36 ------ ------ 80.97 36.46 11.69 32.76 134 176 AVERAGE

Mode	115	
	Band Edge - R	
	U-NII-2C_5.47-5.725_802.11be EHT80_CH122_Large RU 484+242_1_5610MHz	
ANT	1+2	
Pol.	Vertical	Fundamental
Peak	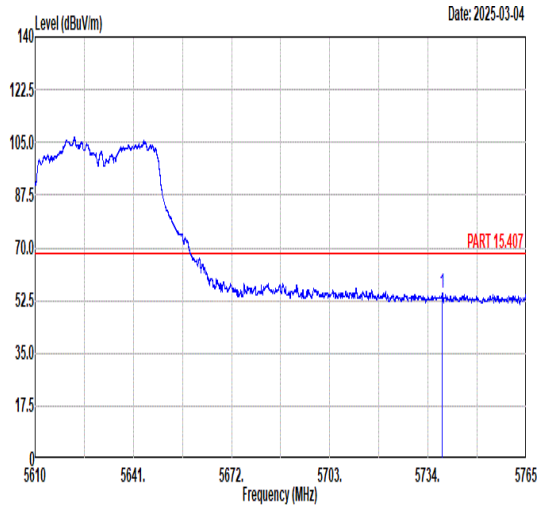 Freq Level Limit Line Margin (dB) Read Level Ant Factor Cable Loss Preamp Factor APos TPos Remark MHz dBuV/m dBuV/m dBuV dB/m dB dB cm deg 1 5738.57 54.92 68.30 -13.38 39.39 36.68 11.65 32.80 134 176 PEAK	Blank

Mode	116	
	Band Edge - L	
	U-NII-2A_5.25-5.35_802.11be EHT160_CH50_Large RU 996+484-3_5250MHz	
ANT	1+2	
Pol.	Horizontal	Fundamental
Peak	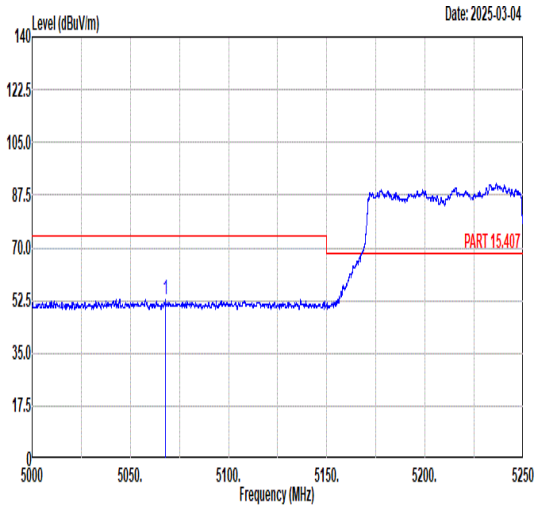 Freq Level Limit Line Margin (dB) Read Level Ant Factor Cable Loss Preamp Factor APos TPos Remark 1 5067.88 52.91 74.00 -21.09 38.59 35.80 11.13 32.61 154 111 PEAK	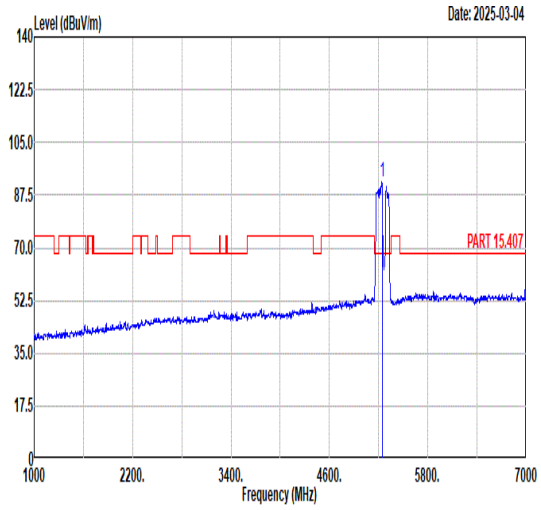 Freq Level Limit Line Margin (dB) Read Level Ant Factor Cable Loss Preamp Factor APos TPos Remark 1 5250.00 91.84 ------ ------ 77.66 35.80 11.03 32.65 154 111 PEAK
Avg	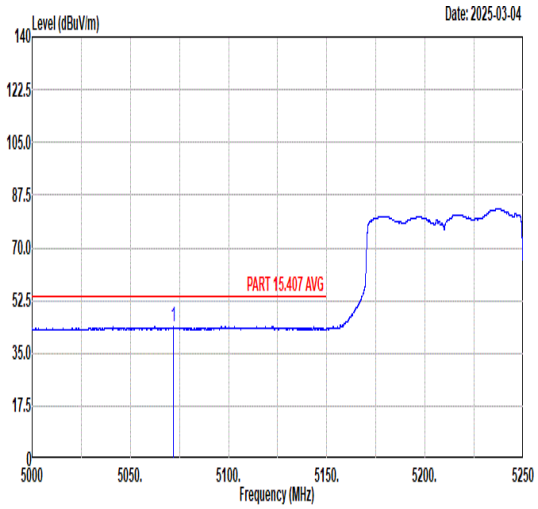 Freq Level Limit Line Margin (dB) Read Level Ant Factor Cable Loss Preamp Factor APos TPos Remark 1 5071.88 43.87 54.00 -10.13 29.55 35.80 11.13 32.61 154 111 AVERAGE	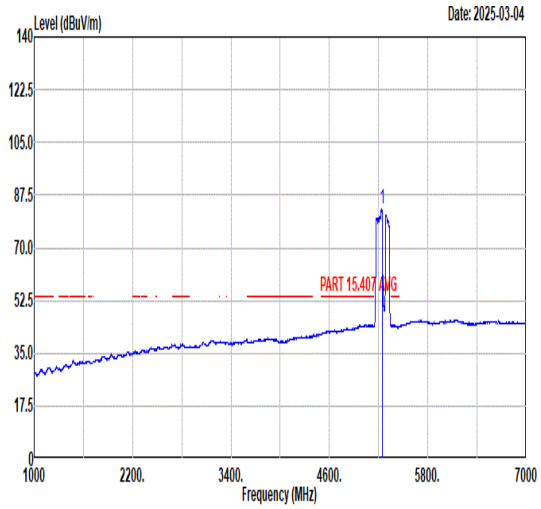 Freq Level Limit Line Margin (dB) Read Level Ant Factor Cable Loss Preamp Factor APos TPos Remark 1 5250.00 82.80 ------ ------ 68.62 35.80 11.03 32.65 154 111 AVERAGE

Mode	116	
	Band Edge - R	
	U-NII-2A_5.25-5.35_802.11be EHT160_CH50_Large RU 996+484-3_5250MHz	
ANT	1+2	
Pol.	Horizontal	Fundamental
Peak	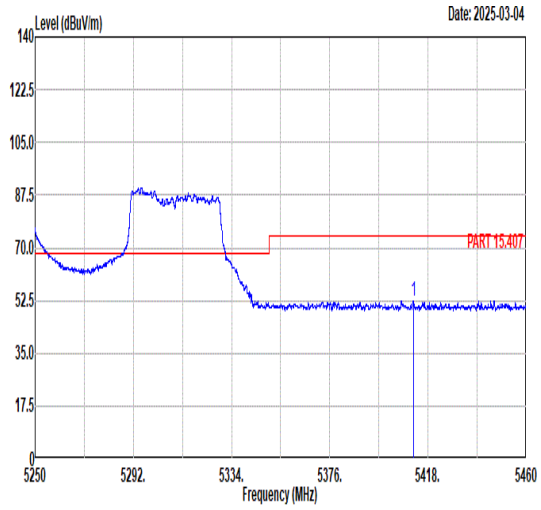 Freq Level Limit Line Margin (dB) Read Level Ant Factor Cable Loss Preamp Factor APos TPos Remark MHz dBuV/m dBuV/m dBuV dB/m dB dB cm deg 1 5411.81 52.36 74.00 -21.64 38.14 35.98 10.92 32.68 154 111 PEAK	Blank
Avg	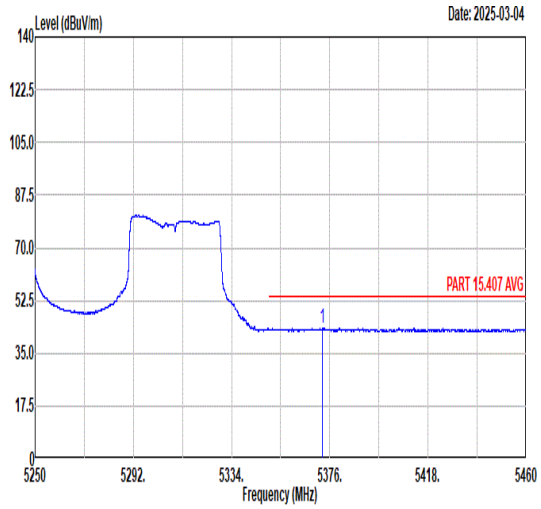 Freq Level Limit Line Margin (dB) Read Level Ant Factor Cable Loss Preamp Factor APos TPos Remark MHz dBuV/m dBuV/m dBuV dB/m dB dB cm deg 1 5372.98 43.47 54.00 -10.53 29.16 36.05 10.93 32.67 154 111 AVERAGE	Blank

Mode	116	
	Band Edge - L	
	U-NII-2A_5.25-5.35_802.11be EHT160_CH50_Large RU 996+484-3_5250MHz	
ANT	1+2	
Pol.	Vertical	Fundamental
Peak	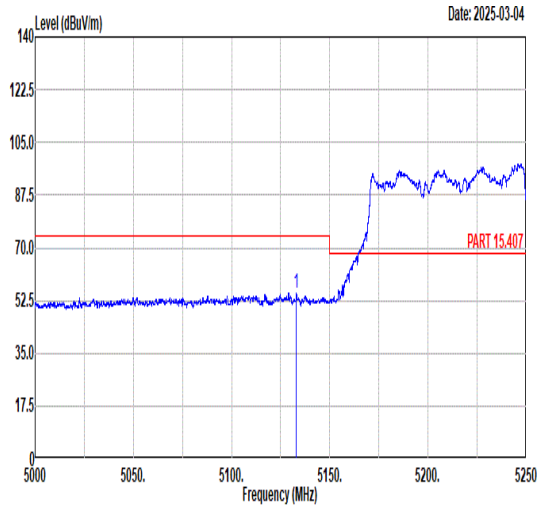 Freq Level Limit Line Margin (dB) Read Level Ant Factor Cable Loss Preamp Factor APos TPos Remark 1 5132.88 54.92 74.00 -19.08 40.73 35.73 11.09 32.63 100 174 PEAK	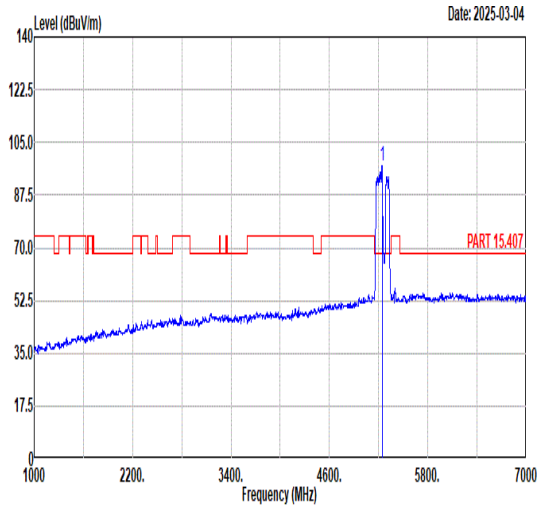 Freq Level Limit Line Margin (dB) Read Level Ant Factor Cable Loss Preamp Factor APos TPos Remark 1 5250.00 97.06 ------ ------ 82.88 35.80 11.03 32.65 100 174 PEAK
Avg	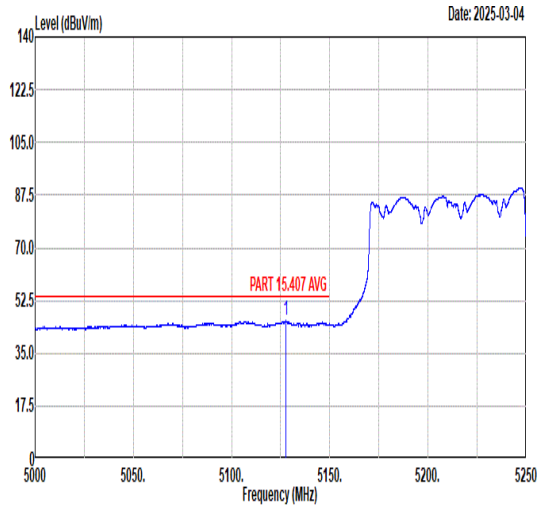 Freq Level Limit Line Margin (dB) Read Level Ant Factor Cable Loss Preamp Factor APos TPos Remark 1 5127.65 45.70 54.00 -8.30 31.49 35.74 11.10 32.63 100 174 AVERAGE	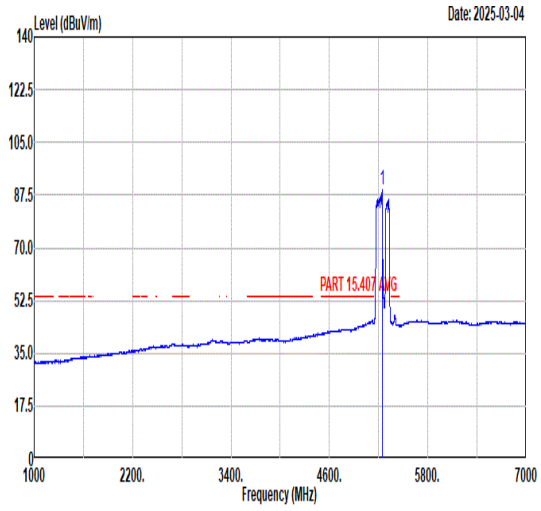 Freq Level Limit Line Margin (dB) Read Level Ant Factor Cable Loss Preamp Factor APos TPos Remark 1 5250.00 89.09 ------ ------ 74.92 35.80 11.02 32.65 100 174 AVERAGE

Mode	116	
	Band Edge - R	
	U-NII-2A_5.25-5.35_802.11be EHT160_CH50_Large RU 996+484-3_5250MHz	
ANT	1+2	
Pol.	Vertical	Fundamental
Peak	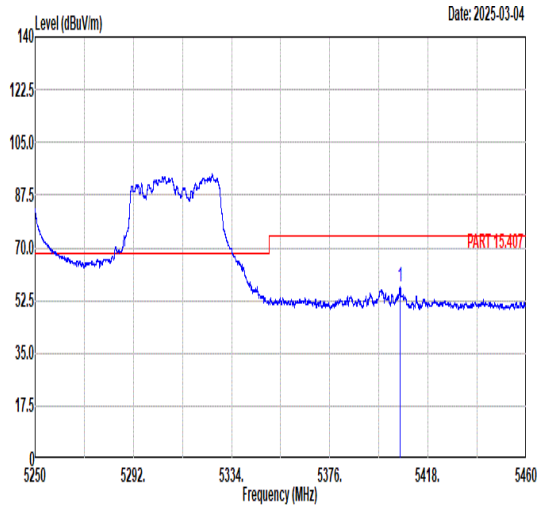 Freq Level Limit Line Margin (dB) Read Level Ant Factor Cable Loss Preamp Factor APos TPos Remark MHz dBuV/m dBuV/m dBuV dB/m dB dB cm deg 1 5406.14 57.04 74.00 -16.96 42.83 35.99 10.90 32.68 100 174 PEAK	Blank
Avg	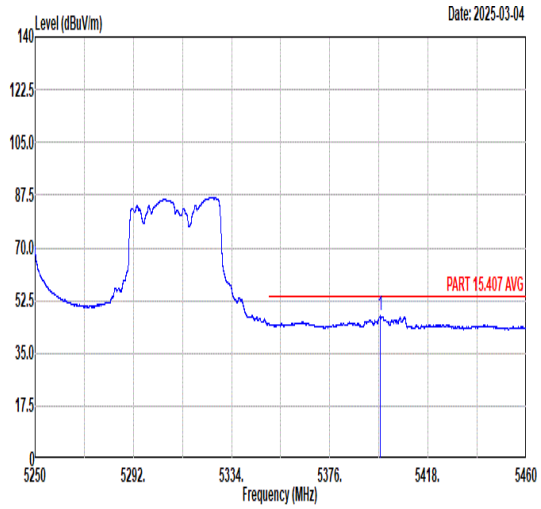 Freq Level Limit Line Margin (dB) Read Level Ant Factor Cable Loss Preamp Factor APos TPos Remark MHz dBuV/m dBuV/m dBuV dB/m dB dB cm deg 1 5397.55 47.54 54.00 -6.46 33.31 36.00 10.91 32.68 100 174 AVERAGE	Blank

Mode	117	
	Band Edge - L	
	U-NII-2C_5.47-5.725_802.11be EHT160_CH114_Large RU 996+484_4_5570MHz	
ANT	1+2	
Pol.	Horizontal	Fundamental
Peak	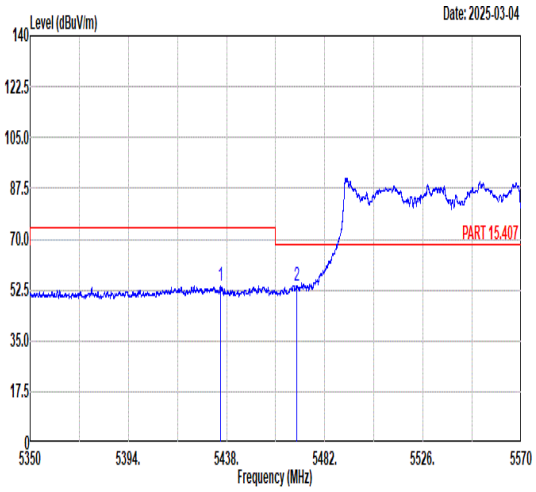 Freq Level Limit Line Margin (dB) Read Level Ant Factor Cable Loss Preamp Factor APos TPos Remark MHz dBuV/m dBuV/m dBuV dB/m dB dB cm deg 1 5435.47 53.73 74.00 -20.27 39.47 35.93 11.02 32.69 159 112 PEAK 2 5469.59 54.02 68.30 -14.28 39.57 35.98 11.16 32.69 159 112 PEAK	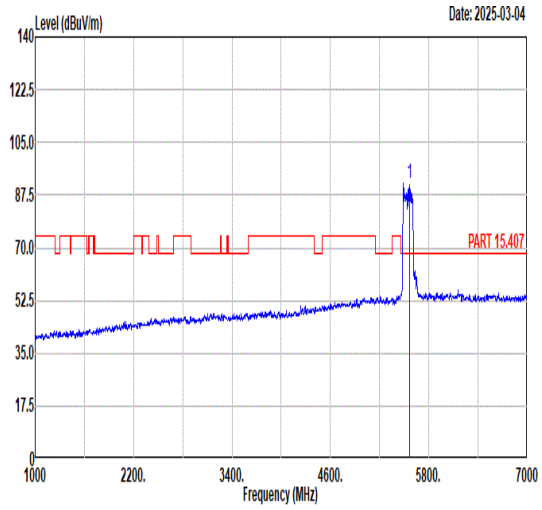 Freq Level Limit Line Margin (dB) Read Level Ant Factor Cable Loss Preamp Factor APos TPos Remark MHz dBuV/m dBuV/m dBuV dB/m dB dB cm deg 1 5570.00 91.40 ------ ------ 76.78 36.07 11.25 32.70 159 112 PEAK
Avg	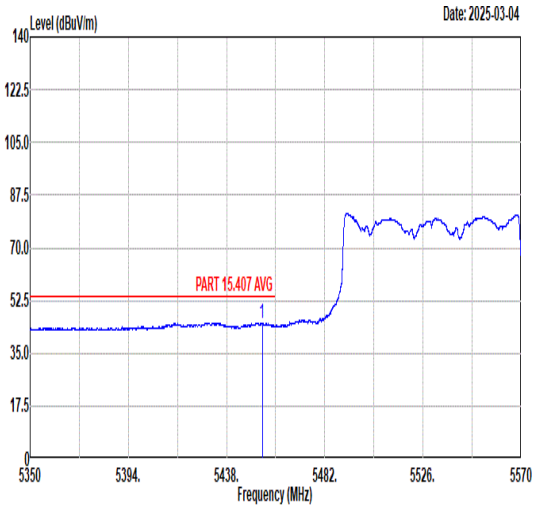 Freq Level Limit Line Margin (dB) Read Level Ant Factor Cable Loss Preamp Factor APos TPos Remark MHz dBuV/m dBuV/m dBuV dB/m dB dB cm deg 1 5453.97 45.01 54.00 -8.99 30.68 35.92 11.10 32.69 159 112 AVERAGE	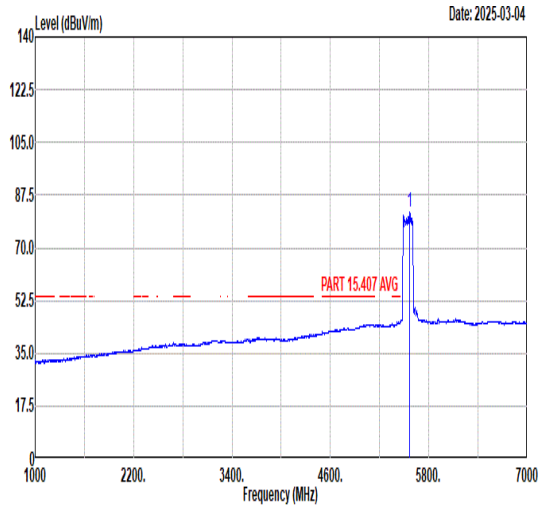 Freq Level Limit Line Margin (dB) Read Level Ant Factor Cable Loss Preamp Factor APos TPos Remark MHz dBuV/m dBuV/m dBuV dB/m dB dB cm deg 1 5570.00 81.73 ------ ------ 66.65 36.24 11.57 32.73 159 112 AVERAGE

Mode	117	
	Band Edge - R	
	U-NII-2C_5.47-5.725_802.11be EHT160_CH114_Large RU 996+484_4_5570MHz	
ANT	1+2	
Pol.	Horizontal	Fundamental
Peak	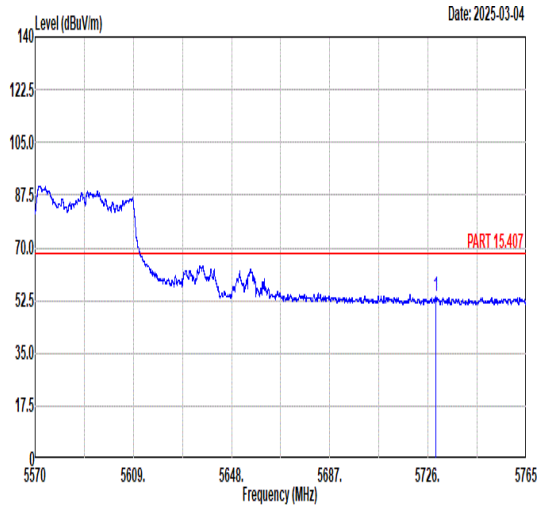 Freq Level Limit Line Margin (dB) Read Level Ant Factor Cable Loss Preamp Factor APos TPos Remark MHz dBuV/m dBuV/m dBuV dB/m dB dB cm deg 1 5729.02 53.91 68.30 -14.39 38.39 36.66 11.65 32.79 159 112 PEAK	Blank

Mode	117	
	Band Edge - L	
	U-NII-2C_5.47-5.725_802.11be EHT160_CH114_Large RU 996+484_4_5570MHz	
ANT	1+2	
Pol.	Vertical	Fundamental
Peak	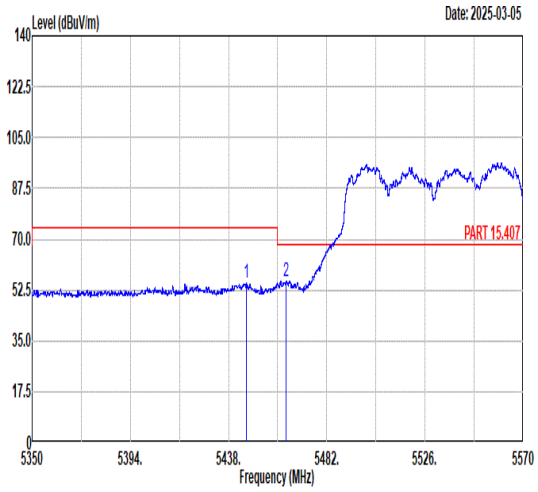 Freq Level Limit Line Margin (dB) Read Level Ant Factor Cable Loss Preamp Factor APos TPos Remark MHz dBuV/m dBuV/m dBuV dB/m dB dB cm deg 1 5446.05 55.21 74.00 -18.79 40.93 35.91 11.06 32.69 287 174 PEAK 2 5463.85 55.66 68.30 -12.64 41.25 35.96 11.14 32.69 287 174 PEAK	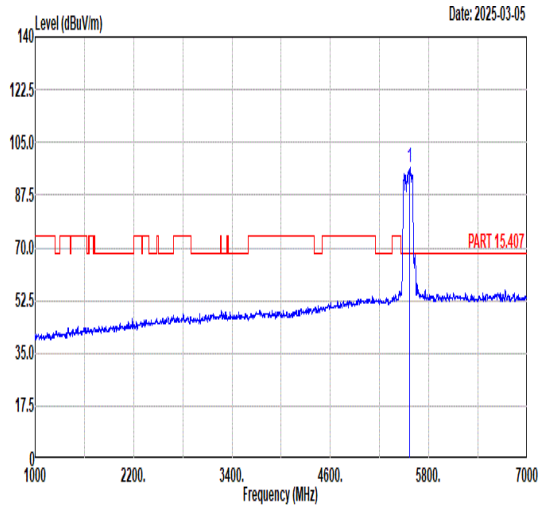 Freq Level Limit Line Margin (dB) Read Level Ant Factor Cable Loss Preamp Factor APos TPos Remark MHz dBuV/m dBuV/m dBuV dB/m dB dB cm deg 1 5570.00 96.62 ------ ------ 81.50 36.25 11.60 32.73 287 174 PEAK
Avg	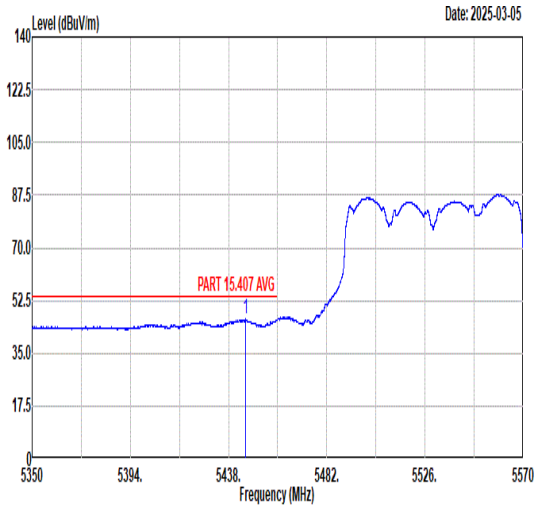 Freq Level Limit Line Margin (dB) Read Level Ant Factor Cable Loss Preamp Factor APos TPos Remark MHz dBuV/m dBuV/m dBuV dB/m dB dB cm deg 1 5445.59 46.41 54.00 -7.59 32.13 35.91 11.06 32.69 287 174 AVERAGE	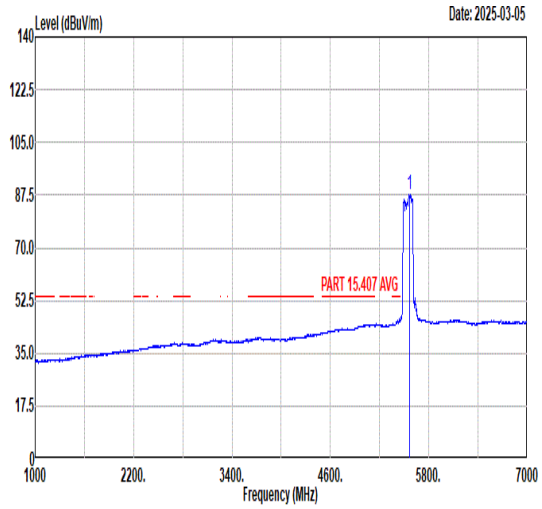 Freq Level Limit Line Margin (dB) Read Level Ant Factor Cable Loss Preamp Factor APos TPos Remark MHz dBuV/m dBuV/m dBuV dB/m dB dB cm deg 1 5570.00 87.78 ------ ------ 72.66 36.25 11.60 32.73 287 174 AVERAGE

Mode	117	
	Band Edge - R	
	U-NII-2C_5.47-5.725_802.11be EHT160_CH114_Large RU 996+484_4_5570MHz	
ANT	1+2	
Pol.	Vertical	Fundamental
Peak	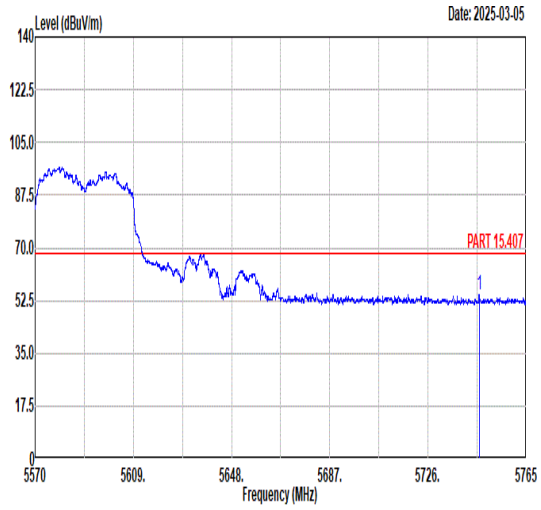 Freq Level Limit Line Margin (dB) Read Level Ant Factor Cable Loss Preamp Factor APos TPos Remark MHz dBuV/m dBuV/m dBuV dB/m dB dB cm deg 1 5746.40 54.65 68.30 -13.65 39.12 36.69 11.64 32.80 287 174 PEAK	Blank

Mode	117	
	Harmonic	
	U-NII-2C_5.47-5.725_802.11be EHT160_CH114_Large RU 996+484_4_5570MHz	
ANT	1+2	
Pol.	Horizontal	Vertical
Peak Avg	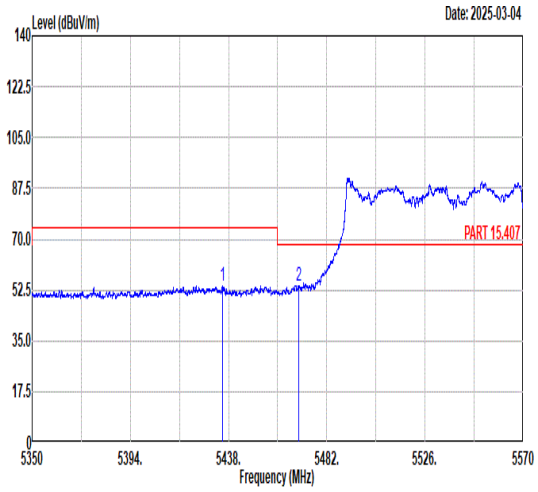 Freq Level Limit Line Margin (dB) Read Level Ant Factor Cable Loss Preamp Factor APos TPos Remark MHz dBuV/m dBuV/m dBuV dB/m dB dB cm deg 1 5435.47 53.73 74.00 -20.27 39.47 35.93 11.02 32.69 159 112 PEAK 2 5469.59 54.02 68.30 -14.28 39.57 35.98 11.16 32.69 159 112 PEAK	Blank

Mode	118
	Band Edge - L
	U-NII-3_5.725-5.85_802.11be EHT80_CH155_Large RU 484+242_4_5775MHz
ANT	1+2

Pol.	Horizontal	Fundamental
Peak	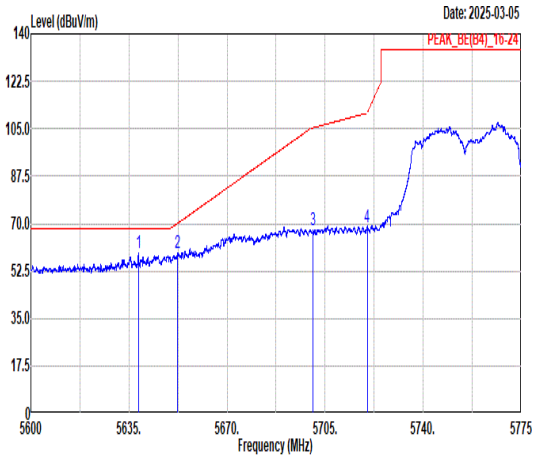 Freq Level Limit Line Margin (dB) Read Level Ant Factor Cable Loss Preamp Factor APos TPos Remark MHz dBuV/m dBuV/m dBuV dB/m dB dB cm deg 1 5638.41 59.10 68.30 -9.20 43.72 36.45 11.69 32.76 398 185 PEAK 2 5652.41 59.31 70.09 -10.78 43.88 36.50 11.69 32.76 398 185 PEAK 3 5700.73 67.70 105.40 -37.70 52.22 36.60 11.66 32.78 398 185 PEAK 4 5720.02 68.86 110.83 -41.97 53.35 36.64 11.66 32.79 398 185 PEAK	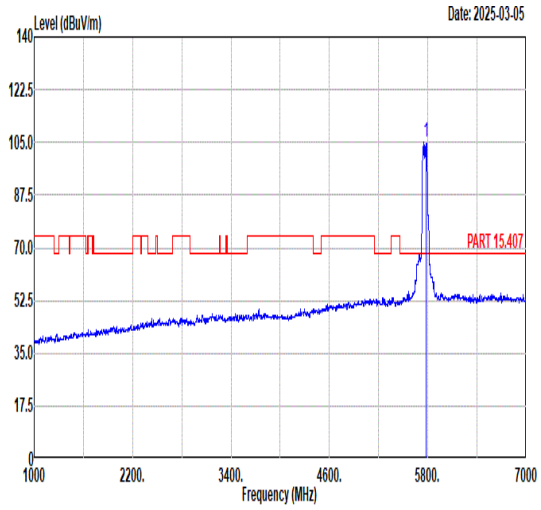 Freq Level Limit Line Margin (dB) Read Level Ant Factor Cable Loss Preamp Factor APos TPos Remark MHz dBuV/m dBuV/m dBuV dB/m dB dB cm deg 1 5775.00 105.00 ------ ------ 89.46 36.70 11.64 32.80 398 185 PEAK
Avg	Blank	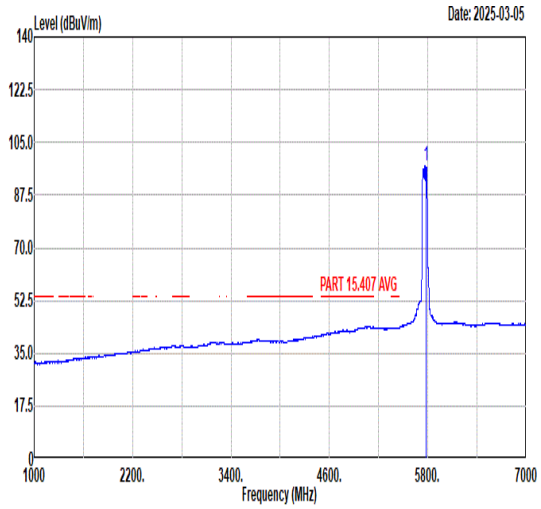 Freq Level Limit Line Margin (dB) Read Level Ant Factor Cable Loss Preamp Factor APos TPos Remark MHz dBuV/m dBuV/m dBuV dB/m dB dB cm deg 1 5775.00 97.11 ------ ------ 81.59 36.68 11.64 32.80 398 185 AVERAGE

Mode	118	
	Band Edge - R	
	U-NII-3_5.725-5.85_802.11be EHT80_CH155_Large RU 484+242_4_5775MHz	
ANT	1+2	
Pol.	Horizontal	Fundamental
Peak	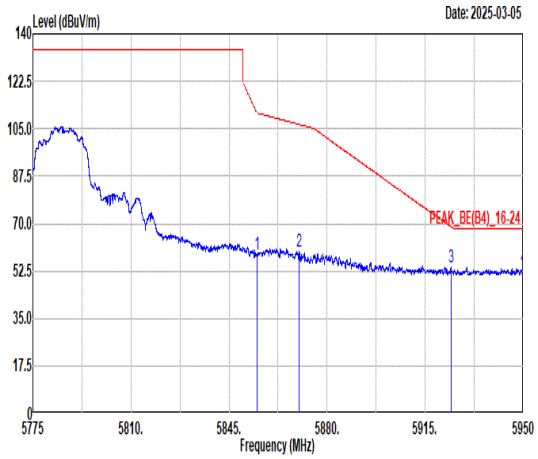 Freq Level Limit Line Margin (dB) Read Level Ant Factor Cable Loss Preamp Factor APos TPos Remark MHz dBuV/m dBuV/m dBuV dB/m dB dB cm deg 1 5854.99 58.66 110.82 -52.16 43.47 36.51 11.52 32.84 398 185 PEAK 2 5870.11 59.49 106.57 -47.08 44.30 36.54 11.50 32.85 398 185 PEAK 3 5924.21 53.83 68.79 -14.96 38.65 36.65 11.40 32.87 398 185 PEAK 4 5949.91 53.99 68.30 -14.31 38.81 36.70 11.36 32.88 398 185 PEAK	Blank

Mode	118
	Band Edge - L
	U-NII-3_5.725-5.85_802.11be EHT80_CH155_Large RU 484+242_4_5775MHz
ANT	1+2

Pol.	Vertical	Fundamental
Peak	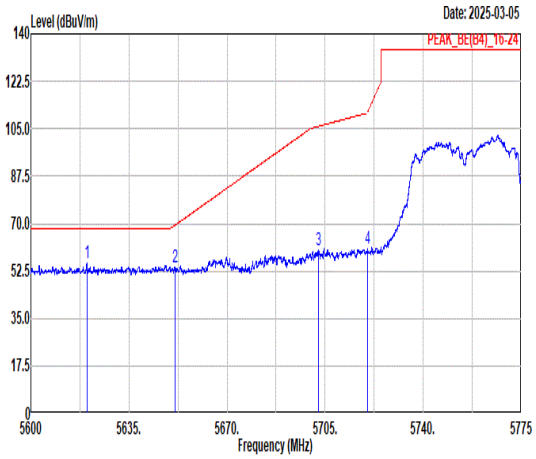 Freq Level Limit Line Margin (dB) Read Level Ant Factor Cable Loss Preamp Factor APos TPos Remark MHz dBuV/m dBuV/m dBuV dB/m dB dB cm deg 1 5620.04 55.61 68.30 -12.69 40.28 36.38 11.70 32.75 400 139 PEAK 2 5651.36 54.13 69.31 -15.18 38.70 36.50 11.69 32.76 400 139 PEAK 3 5702.66 60.39 105.94 -45.55 44.90 36.61 11.66 32.78 400 139 PEAK 4 5720.16 60.51 111.15 -50.64 45.00 36.64 11.66 32.79 400 139 PEAK	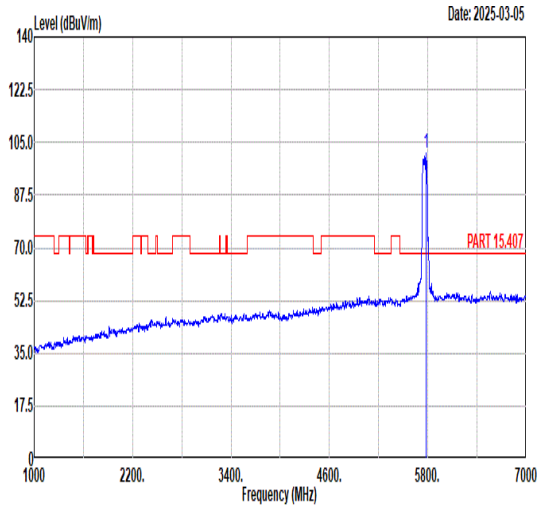 Freq Level Limit Line Margin (dB) Read Level Ant Factor Cable Loss Preamp Factor APos TPos Remark MHz dBuV/m dBuV/m dBuV dB/m dB dB cm deg 1 5775.00 101.48 ------ ------ 86.02 36.64 11.63 32.81 400 139 PEAK
Avg	Blank	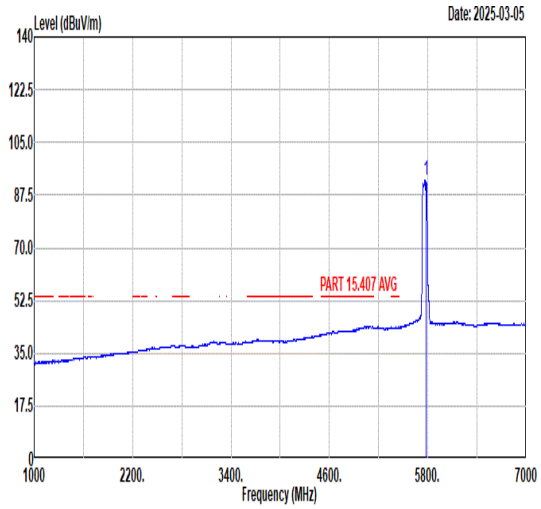 Freq Level Limit Line Margin (dB) Read Level Ant Factor Cable Loss Preamp Factor APos TPos Remark MHz dBuV/m dBuV/m dBuV dB/m dB dB cm deg 1 5775.00 92.67 ------ ------ 77.15 36.68 11.64 32.80 400 139 AVERAGE

Mode	118	
	Band Edge - R	
	U-NII-3_5.725-5.85_802.11be EHT80_CH155_Large RU 484+242_4_5775MHz	
ANT	1+2	
Pol.	Vertical	Fundamental
Peak	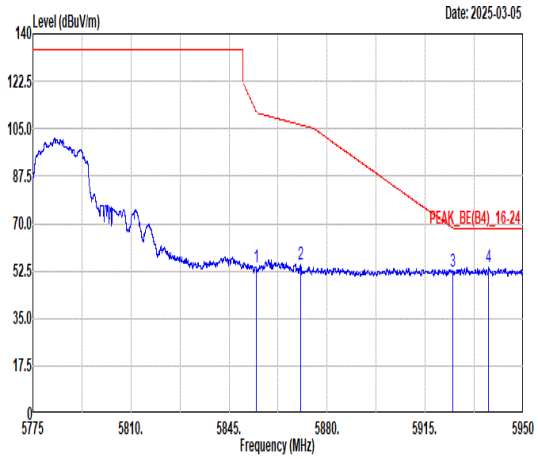 Freq Level Limit Line Margin (dB) Read Level Ant Factor Cable Loss Preamp Factor APos TPos Remark MHz dBuV/m dBuV/m dBuV dB/m dB dB cm deg 1 5854.73 54.02 111.42 -57.40 38.83 36.51 11.52 32.84 400 139 PEAK 2 5870.48 55.04 106.46 -51.42 39.85 36.54 11.50 32.85 400 139 PEAK 3 5924.91 52.54 68.27 -15.73 37.36 36.65 11.40 32.87 400 139 PEAK 4 5937.66 53.90 68.30 -14.40 38.72 36.68 11.38 32.88 400 139 PEAK	Blank

Mode	119	
	Band Edge - L	
	U-NII-1_5.15-5.25_802.11be EHT80_CH42_Puncturing 20M_4_5210MHz	
ANT	1+2	
Pol.	Horizontal	Fundamental
Peak	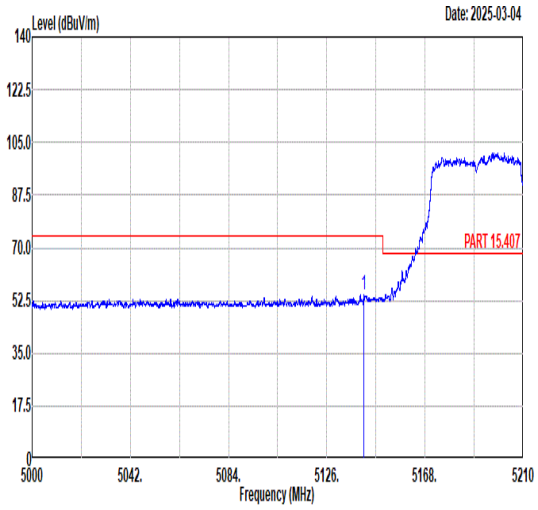 Freq Level Limit Line Margin (dB) Read Level Ant Factor Cable Loss Preamp Factor APos TPos Remark MHz dBuV/m dBuV/m dBuV dB/m dB dB cm deg 1 5141.88 54.63 74.00 -19.37 40.45 35.72 11.09 32.63 158 110 PEAK	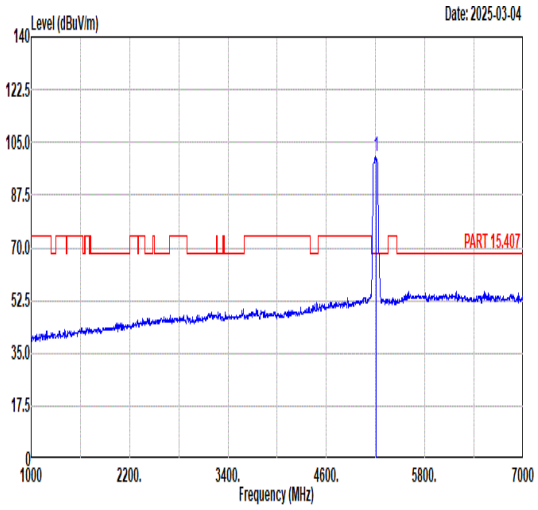 Freq Level Limit Line Margin (dB) Read Level Ant Factor Cable Loss Preamp Factor APos TPos Remark MHz dBuV/m dBuV/m dBuV dB/m dB dB cm deg 1 5210.00 100.40 ------ ------ 86.19 35.79 11.06 32.64 158 110 PEAK
Avg	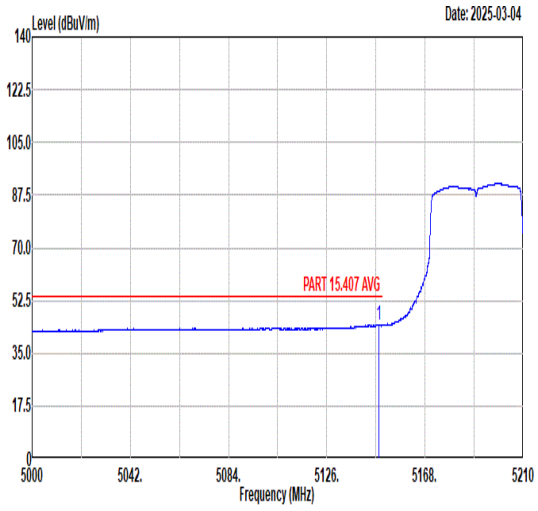 Freq Level Limit Line Margin (dB) Read Level Ant Factor Cable Loss Preamp Factor APos TPos Remark MHz dBuV/m dBuV/m dBuV dB/m dB dB cm deg 1 5148.39 44.48 54.00 -9.52 30.32 35.70 11.09 32.63 158 110 AVERAGE	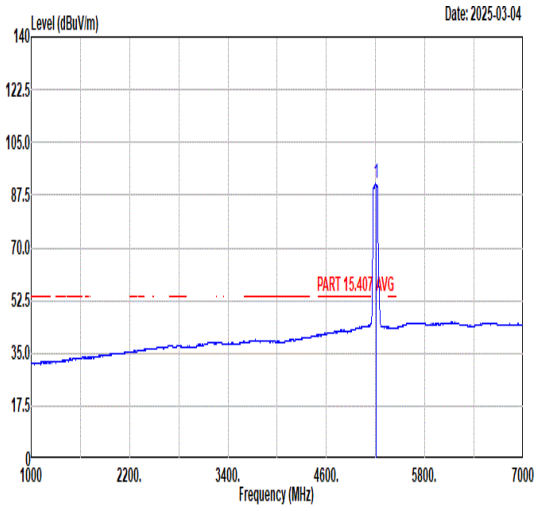 Freq Level Limit Line Margin (dB) Read Level Ant Factor Cable Loss Preamp Factor APos TPos Remark MHz dBuV/m dBuV/m dBuV dB/m dB dB cm deg 1 5210.00 91.15 ------ ------ 76.94 35.79 11.06 32.64 158 110 AVERAGE

Mode	119	
	Band Edge - R	
	U-NII-1_5.15-5.25_802.11be EHT80_CH42_Puncturing 20M_4_5210MHz	
ANT	1+2	
Pol.	Horizontal	Fundamental
Peak	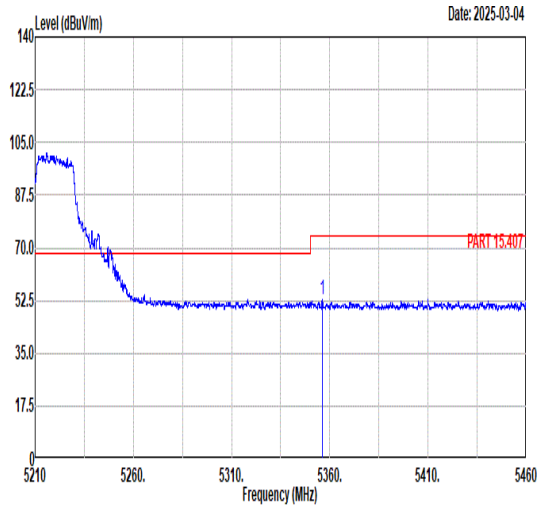 Freq Level Limit Line Margin (dB) Read Level Ant Factor Cable Loss Preamp Factor APos TPos Remark MHz dBuV/m dBuV/m dBuV dB/m dB dB cm deg 1 5356.15 52.72 74.00 -21.28 38.36 36.09 10.94 32.67 158 110 PEAK	Blank
Avg	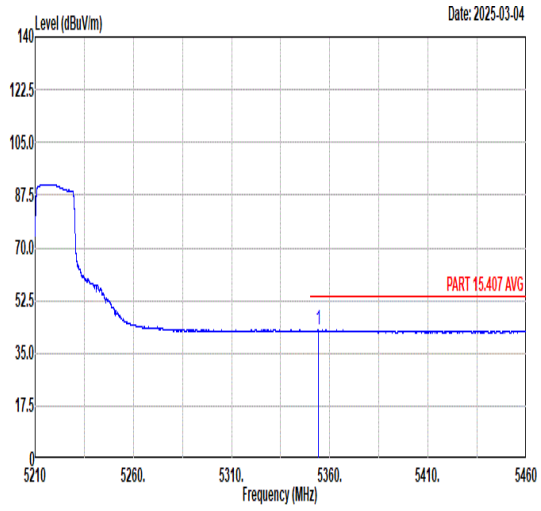 Freq Level Limit Line Margin (dB) Read Level Ant Factor Cable Loss Preamp Factor APos TPos Remark MHz dBuV/m dBuV/m dBuV dB/m dB dB cm deg 1 5354.15 42.77 54.00 -11.23 28.41 36.09 10.94 32.67 158 110 AVERAGE	Blank

Mode	119	
	Band Edge - L	
	U-NII-1_5.15-5.25_802.11be EHT80_CH42_Puncturing 20M_4_5210MHz	
ANT	1+2	
Pol.	Vertical	Fundamental
Peak	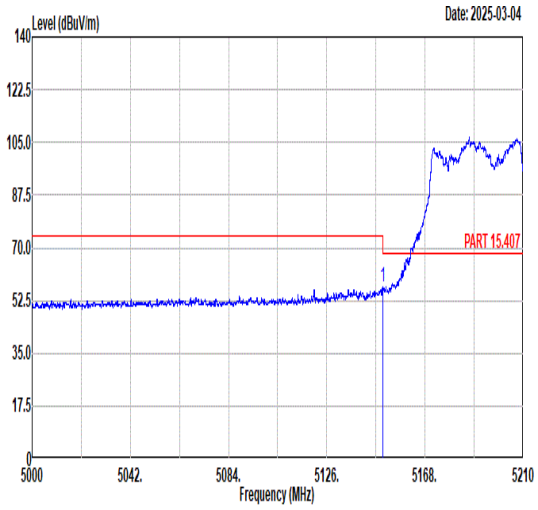 Freq Level Limit Line Margin (dB) Read Level Ant Factor Cable Loss Preamp Factor APos TPos Remark MHz dBuV/m dBuV/m dBuV dB/m dB dB cm deg 1 5149.84 56.80 74.00 -17.20 42.64 35.70 11.09 32.63 100 175 PEAK	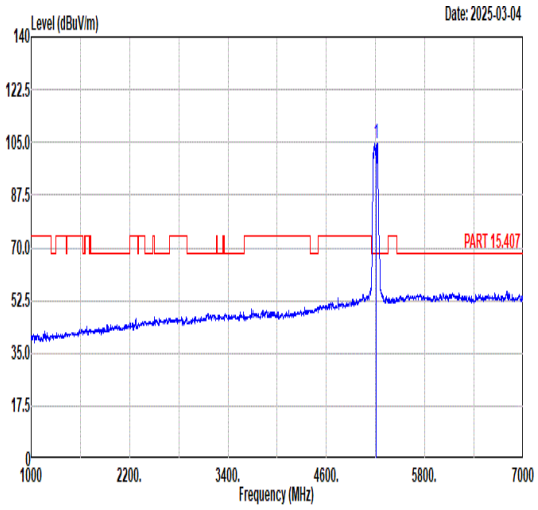 Freq Level Limit Line Margin (dB) Read Level Ant Factor Cable Loss Preamp Factor APos TPos Remark MHz dBuV/m dBuV/m dBuV dB/m dB dB cm deg 1 5210.00 104.63 ------ ------ 90.43 35.77 11.07 32.64 100 175 PEAK
Avg	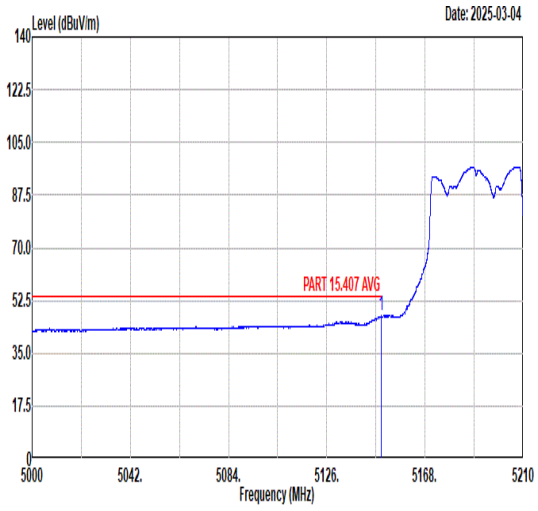 Freq Level Limit Line Margin (dB) Read Level Ant Factor Cable Loss Preamp Factor APos TPos Remark MHz dBuV/m dBuV/m dBuV dB/m dB dB cm deg 1 5149.23 47.33 54.00 -6.67 33.17 35.70 11.09 32.63 100 175 AVERAGE	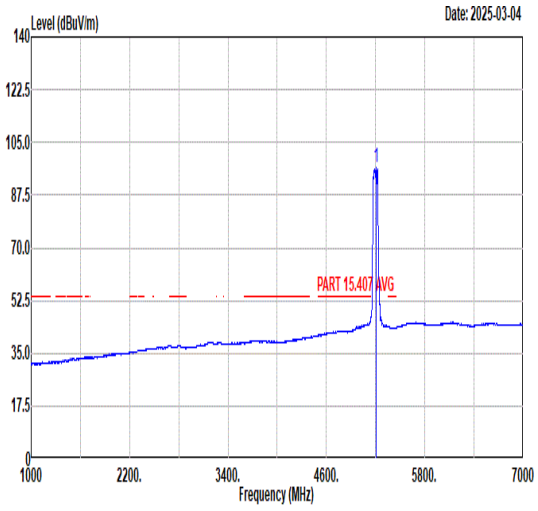 Freq Level Limit Line Margin (dB) Read Level Ant Factor Cable Loss Preamp Factor APos TPos Remark MHz dBuV/m dBuV/m dBuV dB/m dB dB cm deg 1 5210.00 96.63 ------ ------ 82.42 35.80 11.05 32.64 100 175 AVERAGE

Mode	119	
	Band Edge - R	
	U-NII-1_5.15-5.25_802.11be EHT80_CH42_Puncturing 20M_4_5210MHz	
ANT	1+2	
Pol.	Vertical	Fundamental
Peak	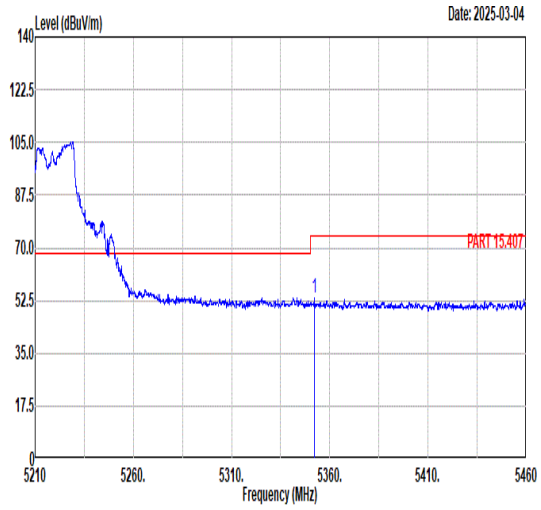 Freq Level Limit Line Margin (dB) Read Level Ant Factor Cable Loss Preamp Factor APos TPos Remark MHz dBuV/m dBuV/m dBuV dB/m dB dB cm deg 1 5352.15 53.13 74.00 -20.87 38.76 36.10 10.94 32.67 100 175 PEAK	Blank
Avg	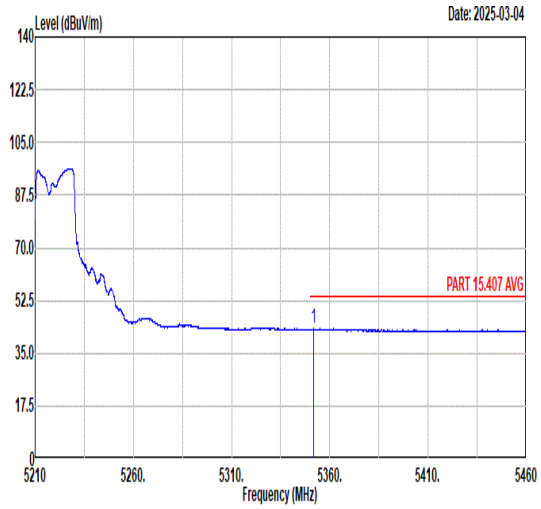 Freq Level Limit Line Margin (dB) Read Level Ant Factor Cable Loss Preamp Factor APos TPos Remark MHz dBuV/m dBuV/m dBuV dB/m dB dB cm deg 1 5351.88 43.08 54.00 -10.92 28.71 36.10 10.94 32.67 100 175 AVERAGE	Blank

Mode	120	
	Band Edge - L	
	U-NII-2A_5.25-5.35_802.11be EHT80_CH58_Puncturing 20M_1_5290MHz	
ANT	1+2	
Pol.	Horizontal	Fundamental
Peak	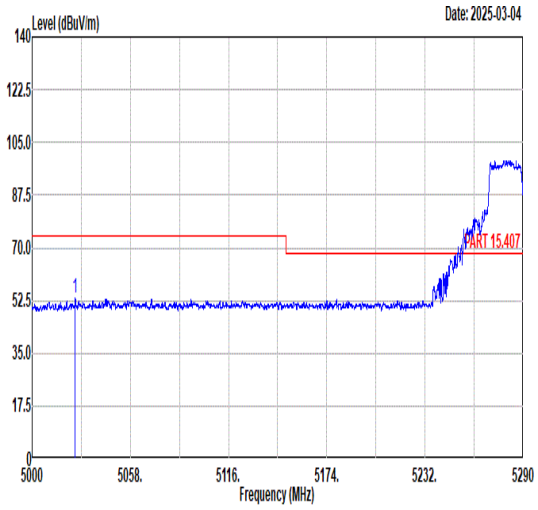 Freq Level Limit Line Margin (dB) Read Level Ant Factor Cable Loss Preamp Factor APos TPos Remark MHz dBuV/m dBuV/m dBuV dB/m dB dB cm deg 1 5025.38 53.21 74.00 -20.79 38.86 35.80 11.16 32.61 153 109 PEAK	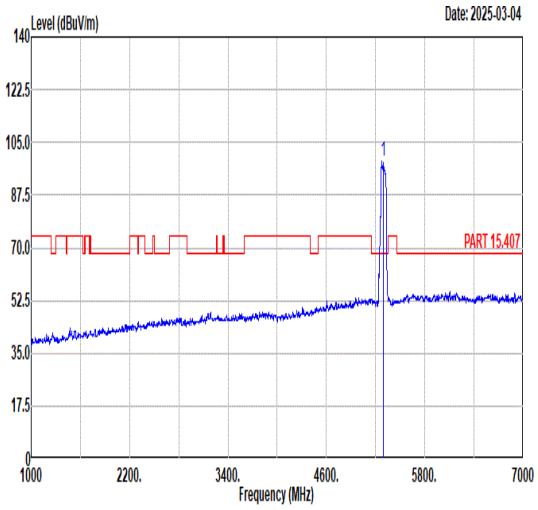 Freq Level Limit Line Margin (dB) Read Level Ant Factor Cable Loss Preamp Factor APos TPos Remark MHz dBuV/m dBuV/m dBuV dB/m dB dB cm deg 1 5290.00 98.54 ------ ------ 84.40 35.80 11.00 32.66 153 109 PEAK
Avg	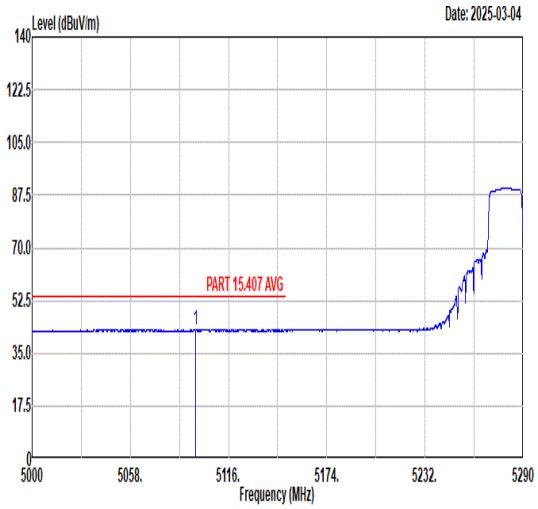 Freq Level Limit Line Margin (dB) Read Level Ant Factor Cable Loss Preamp Factor APos TPos Remark MHz dBuV/m dBuV/m dBuV dB/m dB dB cm deg 1 5096.72 42.97 54.00 -11.03 28.67 35.80 11.12 32.62 153 109 AVERAGE	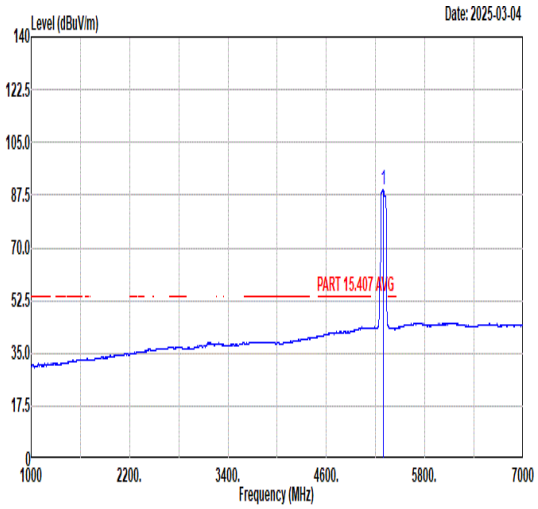 Freq Level Limit Line Margin (dB) Read Level Ant Factor Cable Loss Preamp Factor APos TPos Remark MHz dBuV/m dBuV/m dBuV dB/m dB dB cm deg 1 5290.00 89.18 ------ ------ 75.05 35.80 10.99 32.66 153 109 AVERAGE

Mode	120	
	Band Edge - R	
	U-NII-2A_5.25-5.35_802.11be EHT80_CH58_Puncturing 20M_1_5290MHz	
ANT	1+2	
Pol.	Horizontal	Fundamental
Peak	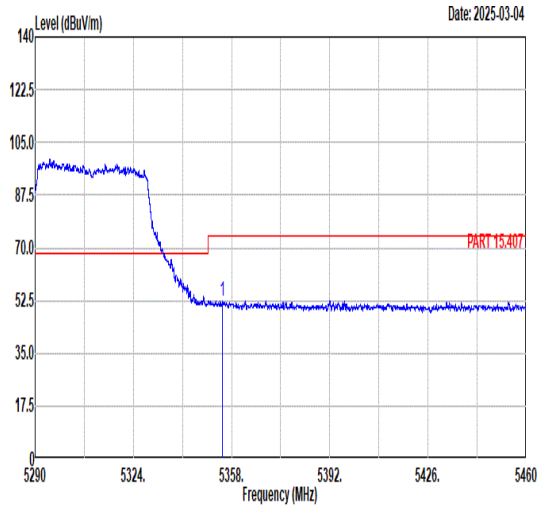 Freq Level Limit Line Margin (dB) Read Level Ant Factor Cable Loss Preamp Factor APos TPos Remark MHz dBuV/m dBuV/m dBuV dB/m dB dB cm deg 1 5354.87 52.40 74.00 -21.60 38.04 36.09 10.94 32.67 153 109 PEAK	Blank
Avg	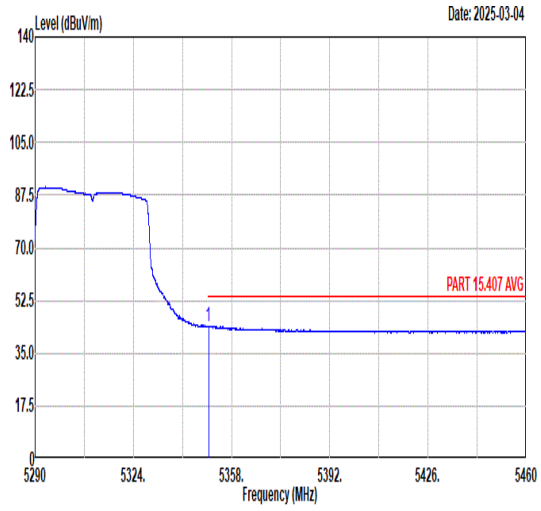 Freq Level Limit Line Margin (dB) Read Level Ant Factor Cable Loss Preamp Factor APos TPos Remark MHz dBuV/m dBuV/m dBuV dB/m dB dB cm deg 1 5350.01 43.93 54.00 -10.07 29.56 36.10 10.94 32.67 153 109 AVERAGE	Blank

Mode	120	
	Band Edge - L	
	U-NII-2A_5.25-5.35_802.11be EHT80_CH58_Puncturing 20M_1_5290MHz	
ANT	1+2	
Pol.	Vertical	Fundamental
Peak	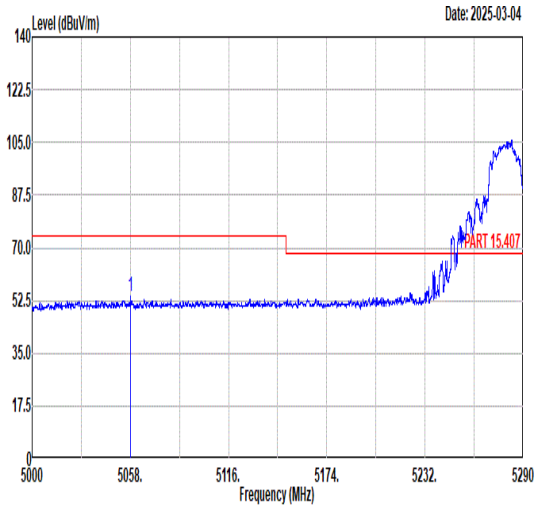 Freq Level Limit Line Margin (dB) Read Level Ant Factor Cable Loss Preamp Factor APos TPos Remark MHz dBuV/m dBuV/m dBuV dB/m dB dB cm deg 1 5058.15 53.76 74.00 -20.24 39.43 35.80 11.14 32.61 100 168 PEAK	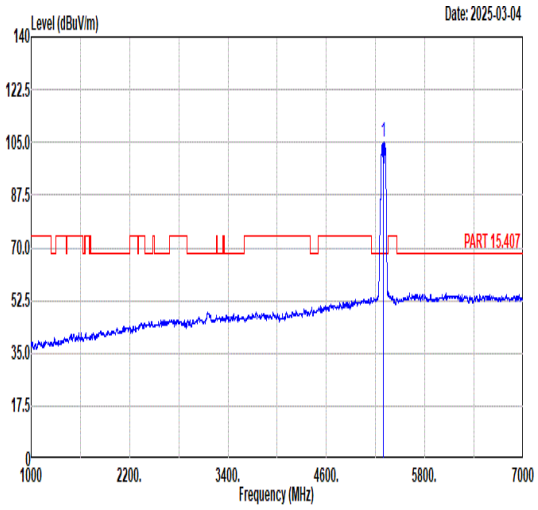 Freq Level Limit Line Margin (dB) Read Level Ant Factor Cable Loss Preamp Factor APos TPos Remark MHz dBuV/m dBuV/m dBuV dB/m dB dB cm deg 1 5290.00 104.98 ------ ------ 90.86 35.80 10.98 32.66 100 168 PEAK
Avg	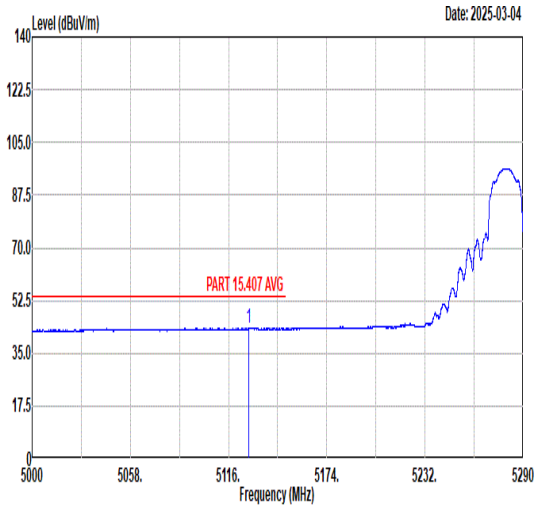 Freq Level Limit Line Margin (dB) Read Level Ant Factor Cable Loss Preamp Factor APos TPos Remark MHz dBuV/m dBuV/m dBuV dB/m dB dB cm deg 1 5127.77 43.41 54.00 -10.59 29.20 35.74 11.10 32.63 100 168 AVERAGE	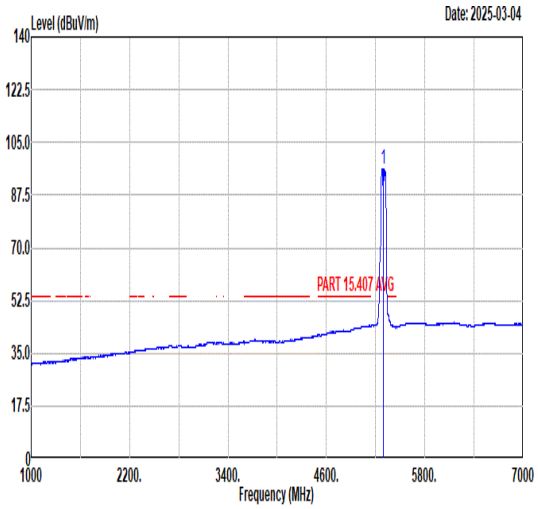 Freq Level Limit Line Margin (dB) Read Level Ant Factor Cable Loss Preamp Factor APos TPos Remark MHz dBuV/m dBuV/m dBuV dB/m dB dB cm deg 1 5290.00 96.31 ------ ------ 82.17 35.80 11.00 32.66 100 168 AVERAGE

Mode	120	
	Band Edge - R	
	U-NII-2A_5.25-5.35_802.11be EHT80_CH58_Puncturing 20M_1_5290MHz	
ANT	1+2	
Pol.	Vertical	Fundamental
Peak	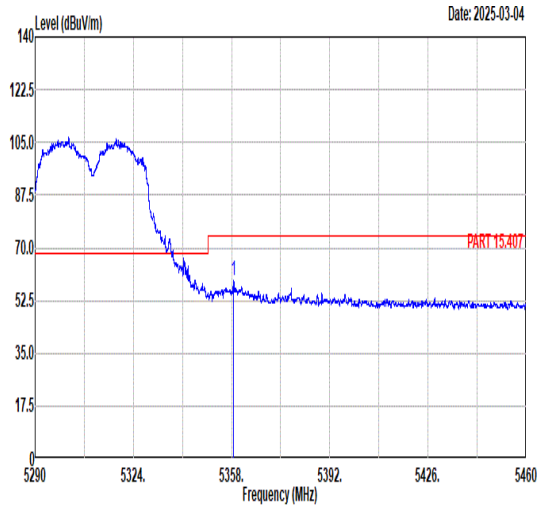 Freq Level Limit Line Margin (dB) Read Level Ant Factor Cable Loss Preamp Factor APos TPos Remark MHz dBuV/m dBuV/m dBuV dB/m dB dB cm deg 1 5358.77 59.27 74.00 -14.73 44.92 36.08 10.94 32.67 100 168 PEAK	Blank
Avg	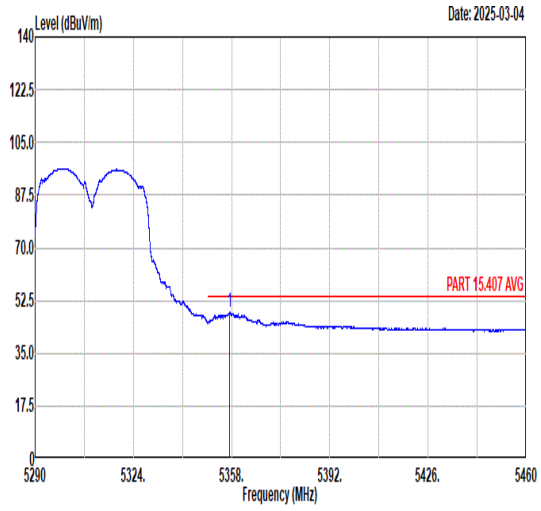 Freq Level Limit Line Margin (dB) Read Level Ant Factor Cable Loss Preamp Factor APos TPos Remark MHz dBuV/m dBuV/m dBuV dB/m dB dB cm deg 1 5357.42 48.41 54.00 -5.59 34.05 36.09 10.94 32.67 100 168 AVERAGE	Blank

Mode	121	
	Band Edge - L	
	U-NII-2C_5.47-5.725_802.11be EHT80_CH106_Puncturing 20M_4_5530MHz	
ANT	1+2	
Pol.	Horizontal	Fundamental
Peak	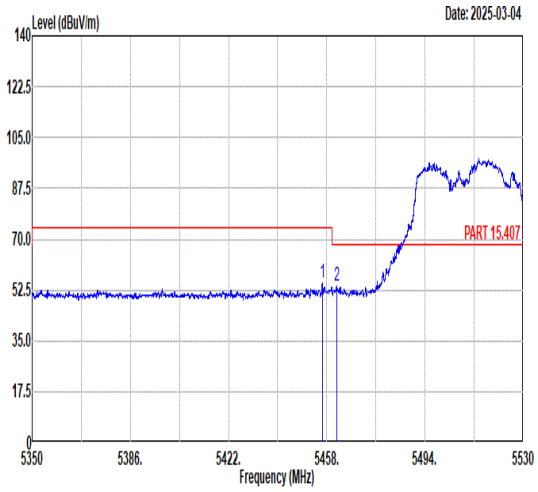 Freq Level Limit Line Margin (dB) Read Level Ant Factor Cable Loss Preamp Factor APos TPos Remark MHz dBuV/m dBuV/m dBuV dB/m dB dB cm deg 1 5456.31 55.08 74.00 -18.92 40.74 35.93 11.10 32.69 185 117 PEAK 2 5461.71 53.94 68.30 -14.36 39.55 35.95 11.13 32.69 185 117 PEAK	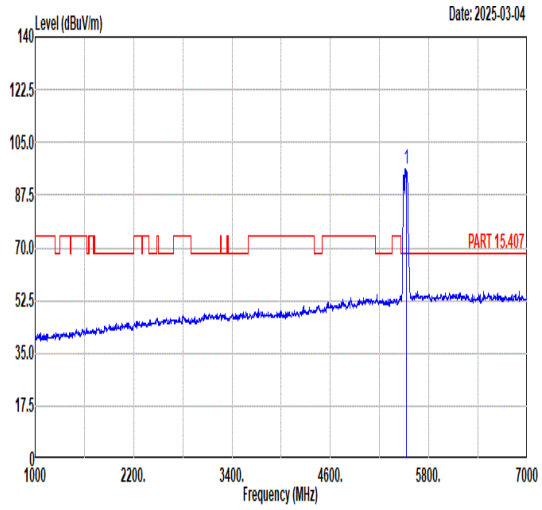 Freq Level Limit Line Margin (dB) Read Level Ant Factor Cable Loss Preamp Factor APos TPos Remark MHz dBuV/m dBuV/m dBuV dB/m dB dB cm deg 1 5530.00 96.24 ------ ------ 81.47 36.13 11.35 32.71 185 117 PEAK
Avg	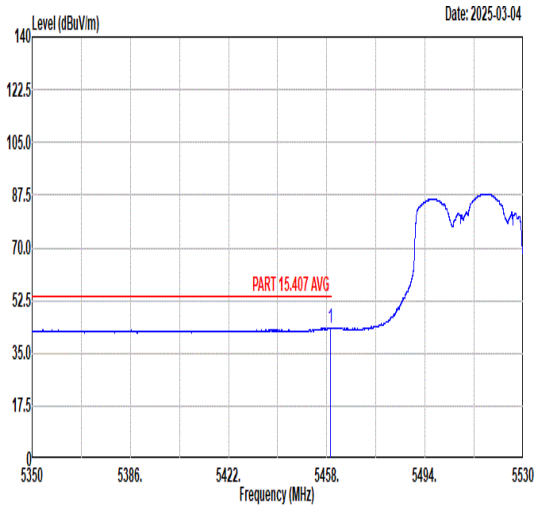 Freq Level Limit Line Margin (dB) Read Level Ant Factor Cable Loss Preamp Factor APos TPos Remark MHz dBuV/m dBuV/m dBuV dB/m dB dB cm deg 1 5459.35 43.41 54.00 -10.59 29.04 35.94 11.12 32.69 185 117 AVERAGE	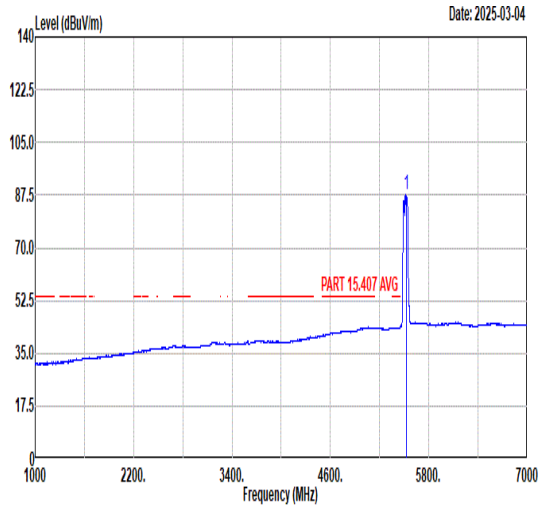 Freq Level Limit Line Margin (dB) Read Level Ant Factor Cable Loss Preamp Factor APos TPos Remark MHz dBuV/m dBuV/m dBuV dB/m dB dB cm deg 1 5530.00 87.48 ------ ------ 72.71 36.13 11.35 32.71 185 117 AVERAGE

Mode	121	
	Band Edge - R	
	U-NII-2C_5.47-5.725_802.11be EHT80_CH106_Puncturing 20M_4_5530MHz	
ANT	1+2	
Pol.	Horizontal	Fundamental
Peak	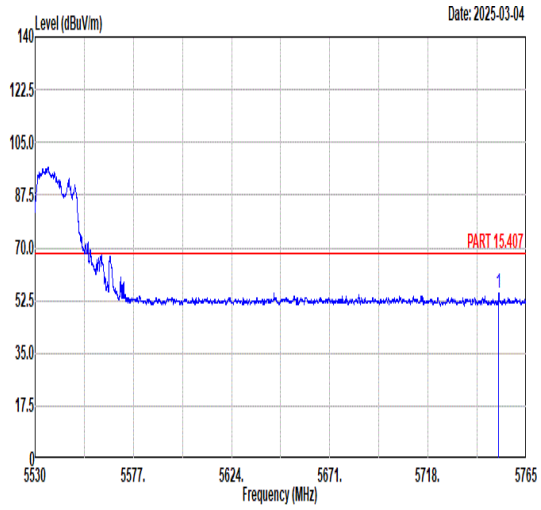 Freq Level Limit Line Margin (dB) Read Level Ant Factor Cable Loss Preamp Factor APos TPos Remark MHz dBuV/m dBuV/m dBuV dB/m dB dB cm deg 1 5751.75 55.16 68.30 -13.14 39.62 36.70 11.64 32.80 185 117 PEAK	Blank

Mode	121	
	Band Edge - L	
	U-NII-2C_5.47-5.725_802.11be EHT80_CH106_Puncturing 20M_4_5530MHz	
ANT	1+2	
Pol.	Vertical	Fundamental
Peak	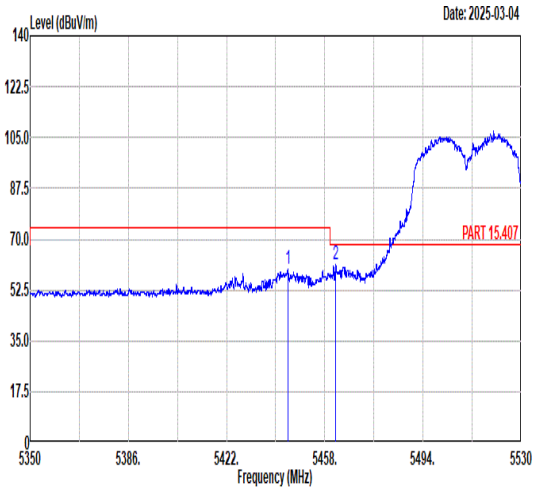 Freq Level Limit Line Margin (dB) Read Level Ant Factor Cable Loss Preamp Factor APos TPos Remark MHz dBuV/m dBuV/m dBuV dB/m dB dB cm deg 1 5444.59 59.45 74.00 -14.55 45.17 35.91 11.06 32.69 100 172 PEAK 2 5462.05 61.25 68.30 -7.05 46.86 35.95 11.13 32.69 100 172 PEAK	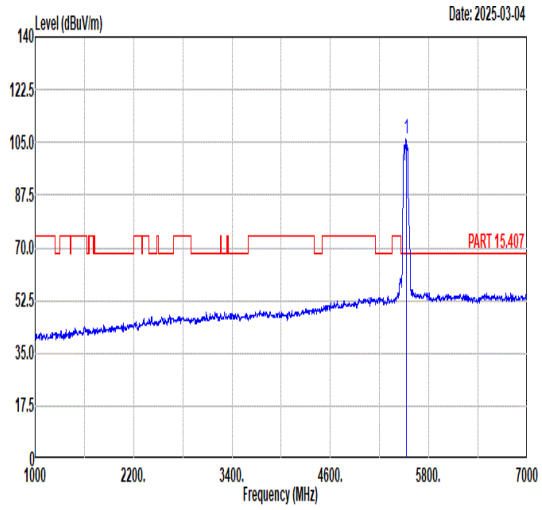 Freq Level Limit Line Margin (dB) Read Level Ant Factor Cable Loss Preamp Factor APos TPos Remark MHz dBuV/m dBuV/m dBuV dB/m dB dB cm deg 1 5530.00 106.12 ------ ------ 91.35 36.13 11.35 32.71 100 172 PEAK
Avg	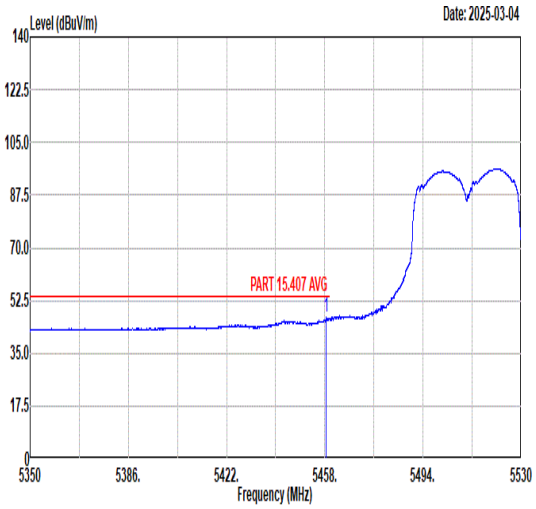 Freq Level Limit Line Margin (dB) Read Level Ant Factor Cable Loss Preamp Factor APos TPos Remark MHz dBuV/m dBuV/m dBuV dB/m dB dB cm deg 1 5458.47 46.79 54.00 -7.21 32.44 35.93 11.11 32.69 100 172 AVERAGE	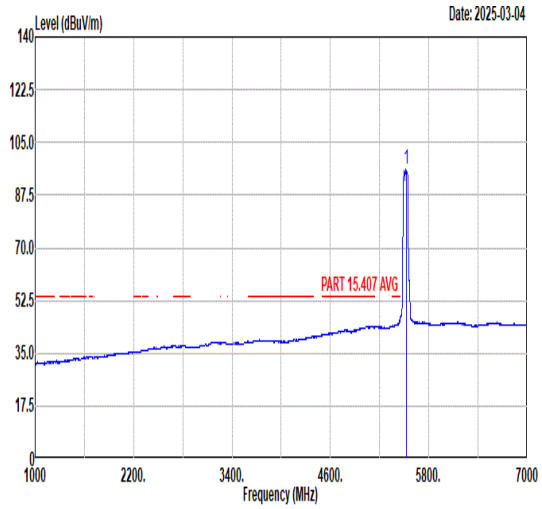 Freq Level Limit Line Margin (dB) Read Level Ant Factor Cable Loss Preamp Factor APos TPos Remark MHz dBuV/m dBuV/m dBuV dB/m dB dB cm deg 1 5530.00 96.33 ------ ------ 81.53 36.14 11.37 32.71 100 172 AVERAGE

Mode	121	
	Band Edge - R	
	U-NII-2C_5.47-5.725_802.11be EHT80_CH106_Puncturing 20M_4_5530MHz	
ANT	1+2	
Pol.	Vertical	Fundamental
Peak	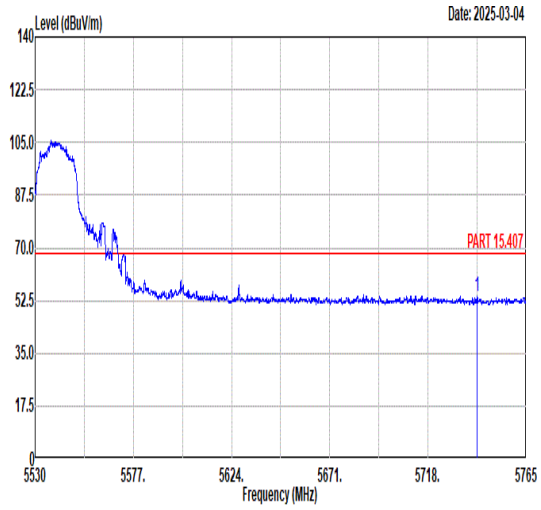 Freq Level Limit Line Margin (dB) Read Level Ant Factor Cable Loss Preamp Factor APos TPos Remark MHz dBuV/m dBuV/m dBuV dB/m dB dB cm deg 1 5741.62 53.69 68.30 -14.61 38.16 36.68 11.65 32.80 100 172 PEAK	Blank

Mode	122	
	Band Edge - L	
	U-NII-2C_5.47-5.725_802.11be EHT80_CH122_Puncturing 20M_1_5610MHz	
ANT	1+2	
Pol.	Horizontal	Fundamental
Peak	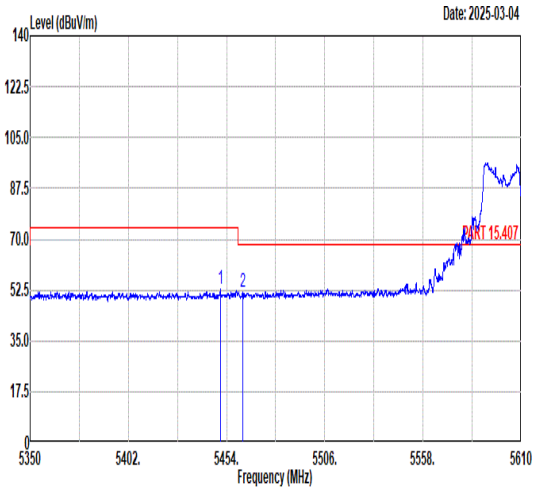 Freq Level Limit Line Margin (dB) Read Level Ant Factor Cable Loss Preamp Factor APos TPos Remark MHz dBuV/m dBuV/m dBuV dB/m dB dB cm deg 1 5450.75 52.71 74.00 -21.29 38.42 35.90 11.08 32.69 147 114 PEAK 2 5462.71 51.92 68.30 -16.38 37.53 35.95 11.13 32.69 147 114 PEAK	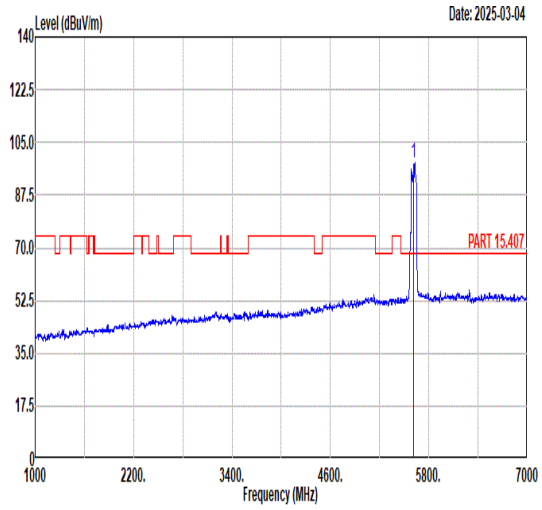 Freq Level Limit Line Margin (dB) Read Level Ant Factor Cable Loss Preamp Factor APos TPos Remark MHz dBuV/m dBuV/m dBuV dB/m dB dB cm deg 1 5610.00 98.04 ------ ------ 82.67 36.42 11.70 32.75 147 114 PEAK
Avg	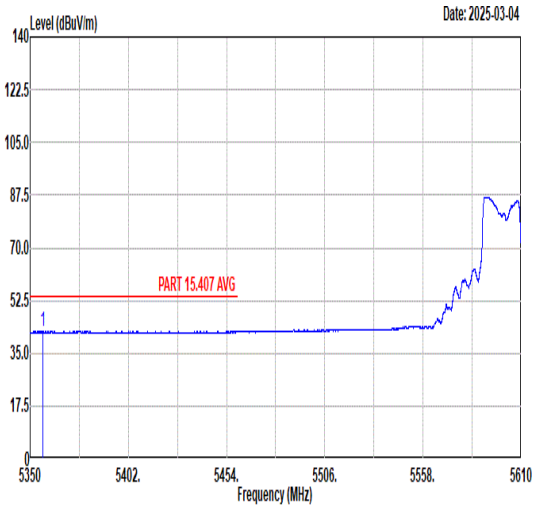 Freq Level Limit Line Margin (dB) Read Level Ant Factor Cable Loss Preamp Factor APos TPos Remark MHz dBuV/m dBuV/m dBuV dB/m dB dB cm deg 1 5356.89 42.32 54.00 -11.68 27.96 36.09 10.94 32.67 147 114 AVERAGE	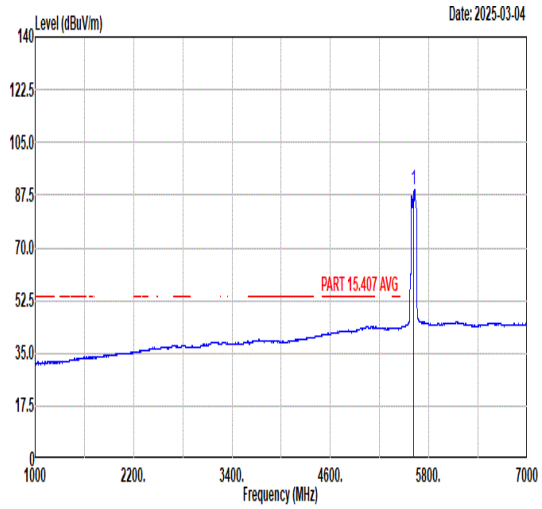 Freq Level Limit Line Margin (dB) Read Level Ant Factor Cable Loss Preamp Factor APos TPos Remark MHz dBuV/m dBuV/m dBuV dB/m dB dB cm deg 1 5610.00 89.10 ------ ------ 73.76 36.39 11.70 32.75 147 113 AVERAGE

Mode	122	
	Band Edge - R	
	U-NII-2C_5.47-5.725_802.11be EHT80_CH122_Puncturing 20M_1_5610MHz	
ANT	1+2	
Pol.	Horizontal	Fundamental
Peak	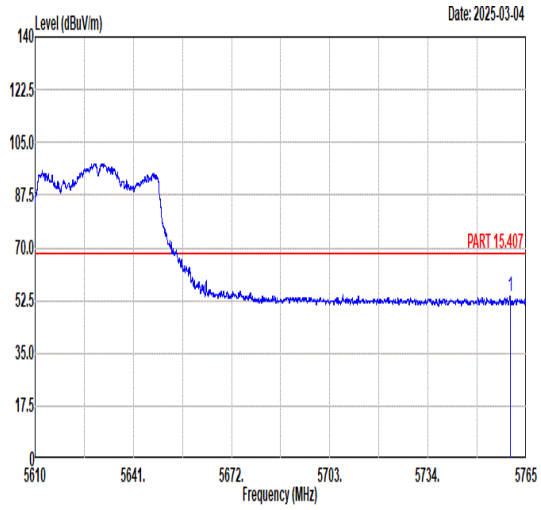 Freq Level Limit Line Margin (dB) Read Level Ant Factor Cable Loss Preamp Factor APos TPos Remark MHz dBuV/m dBuV/m dBuV dB/m dB dB cm deg 1 5759.98 53.89 68.30 -14.41 38.37 36.68 11.64 32.80 147 113 PEAK	Blank

Mode	122	
	Band Edge - L	
	U-NII-2C_5.47-5.725_802.11be EHT80_CH122_Puncturing 20M_1_5610MHz	
ANT	1+2	
Pol.	Vertical	Fundamental
Peak	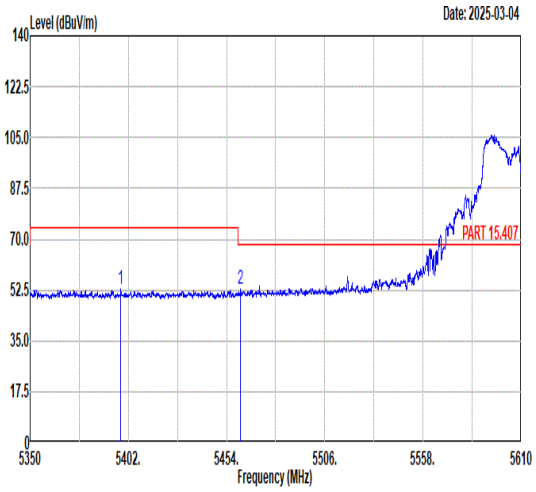 Freq Level Limit Line Margin (dB) Read Level Ant Factor Cable Loss Preamp Factor APos TPos Remark MHz dBuV/m dBuV/m dBuV dB/m dB dB cm deg 1 5397.97 52.99 74.00 -21.01 38.76 36.00 10.91 32.68 103 204 PEAK 2 5461.44 52.77 68.30 -15.53 38.38 35.95 11.13 32.69 103 204 PEAK	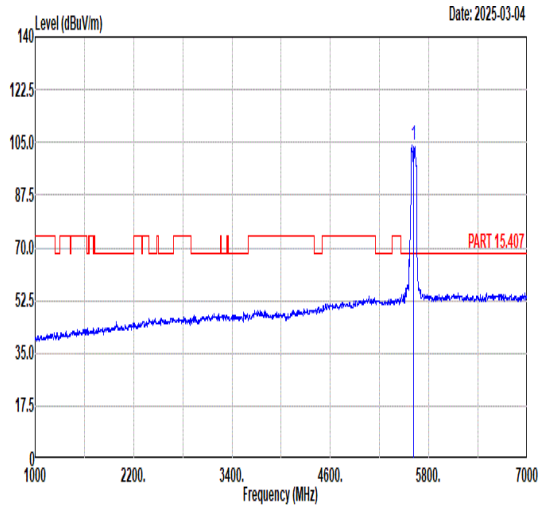 Freq Level Limit Line Margin (dB) Read Level Ant Factor Cable Loss Preamp Factor APos TPos Remark MHz dBuV/m dBuV/m dBuV dB/m dB dB cm deg 1 5610.00 104.00 ------ ------ 88.78 36.29 11.67 32.74 103 204 PEAK
Avg	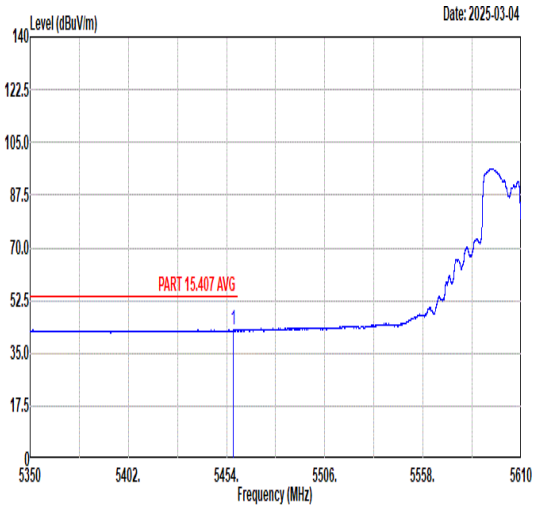 Freq Level Limit Line Margin (dB) Read Level Ant Factor Cable Loss Preamp Factor APos TPos Remark MHz dBuV/m dBuV/m dBuV dB/m dB dB cm deg 1 5457.51 42.84 54.00 -11.16 28.49 35.93 11.11 32.69 103 204 AVERAGE	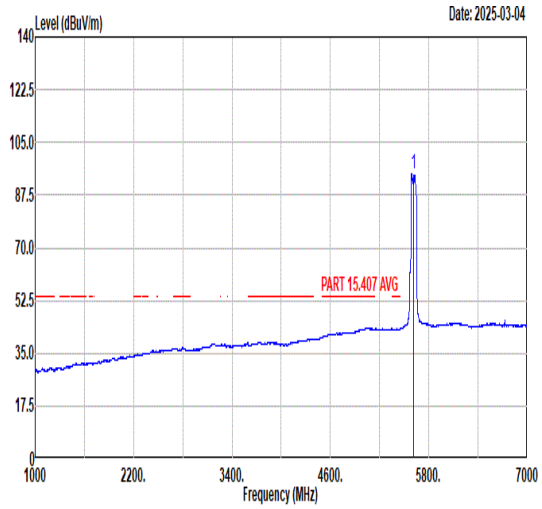 Freq Level Limit Line Margin (dB) Read Level Ant Factor Cable Loss Preamp Factor APos TPos Remark MHz dBuV/m dBuV/m dBuV dB/m dB dB cm deg 1 5610.00 94.64 ------ ------ 79.42 36.29 11.67 32.74 103 204 AVERAGE

Mode	122	
	Band Edge - R	
	U-NII-2C_5.47-5.725_802.11be EHT80_CH122_Puncturing 20M_1_5610MHz	
ANT	1+2	
Pol.	Vertical	Fundamental
Peak	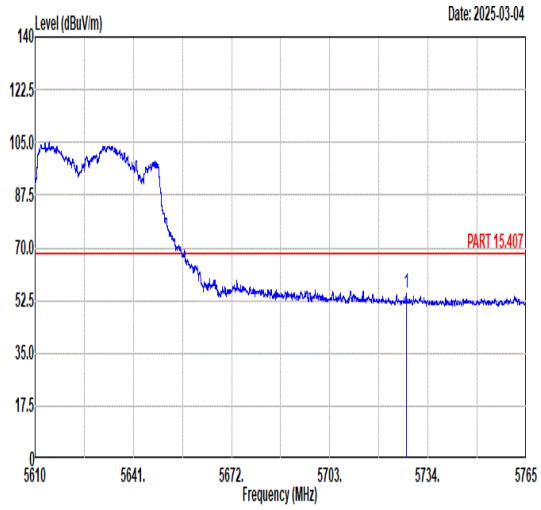 Freq Level Limit Line Margin (dB) Read Level Ant Factor Cable Loss Preamp Factor APos TPos Remark MHz dBuV/m dBuV/m dBuV dB/m dB dB cm deg 1 5727.12 54.91 68.30 -13.39 39.40 36.65 11.65 32.79 103 204 PEAK	Blank

Mode	123	
	Band Edge - L	
	U-NII-2A_5.25-5.35_802.11be EHT160_CH50_Puncturing 40M-3_5250MHz	
ANT	1+2	
Pol.	Horizontal	Fundamental
Peak	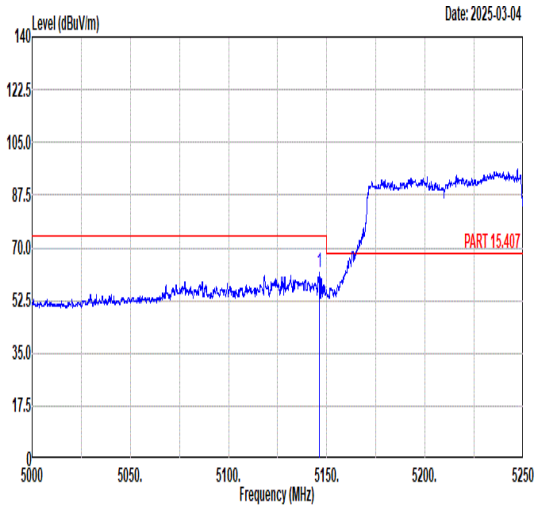 Freq Level Limit Line Margin Read Level Ant Factor Cable Loss Preamp Factor APos TPos Remark MHz dBuV/m dBuV/m dB dBuV dB/m dB dB cm deg 1 5146.38 61.72 74.00 -12.28 47.55 35.71 11.09 32.63 152 111 PEAK	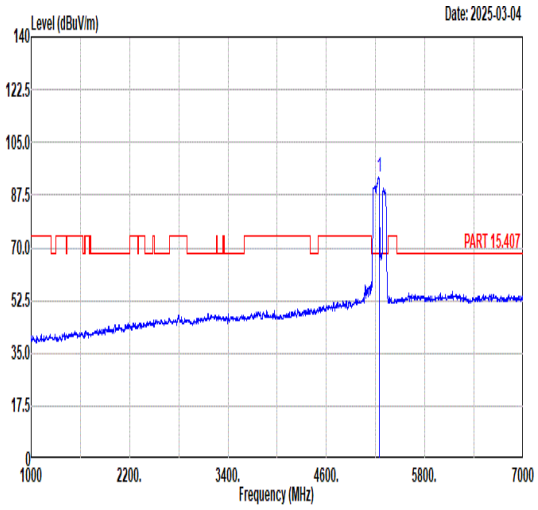 Freq Level Limit Line Margin Read Level Ant Factor Cable Loss Preamp Factor APos TPos Remark MHz dBuV/m dBuV/m dB dBuV dB/m dB dB cm deg 1 5250.00 93.74 ------ ------ 79.56 35.80 11.03 32.65 152 111 PEAK
Avg	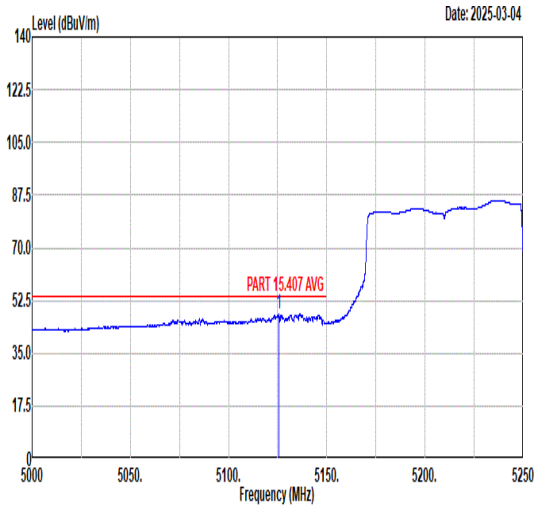 Freq Level Limit Line Margin Read Level Ant Factor Cable Loss Preamp Factor APos TPos Remark MHz dBuV/m dBuV/m dB dBuV dB/m dB dB cm deg 1 5125.65 48.07 54.00 -5.93 33.85 35.75 11.10 32.63 152 111 AVERAGE	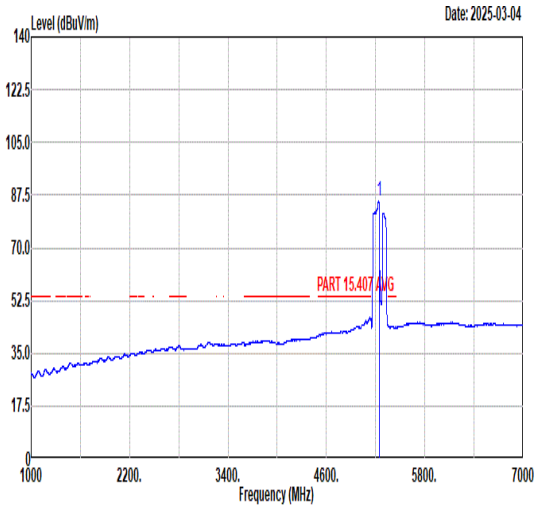 Freq Level Limit Line Margin Read Level Ant Factor Cable Loss Preamp Factor APos TPos Remark MHz dBuV/m dBuV/m dB dBuV dB/m dB dB cm deg 1 5250.00 85.36 ------ ------ 71.18 35.80 11.03 32.65 152 111 AVERAGE

Mode	123	
	Band Edge - R	
	U-NII-2A_5.25-5.35_802.11be EHT160_CH50_Puncturing 40M-3_5250MHz	
ANT	1+2	
Pol.	Horizontal	Fundamental
Peak	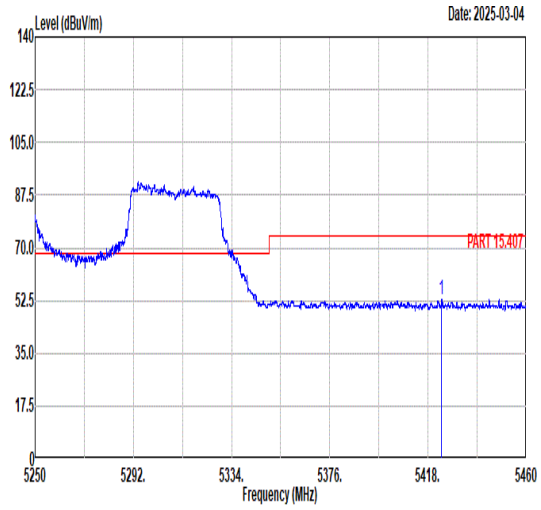 Freq Level Limit Line Margin Read Level Ant Factor Cable Loss Preamp Factor APos TPos Remark MHz dBuV/m dBuV/m dB dBuV dB/m dB dB cm deg 1 5423.80 52.89 74.00 -21.11 38.65 35.95 10.97 32.68 152 111 PEAK	Blank
Avg	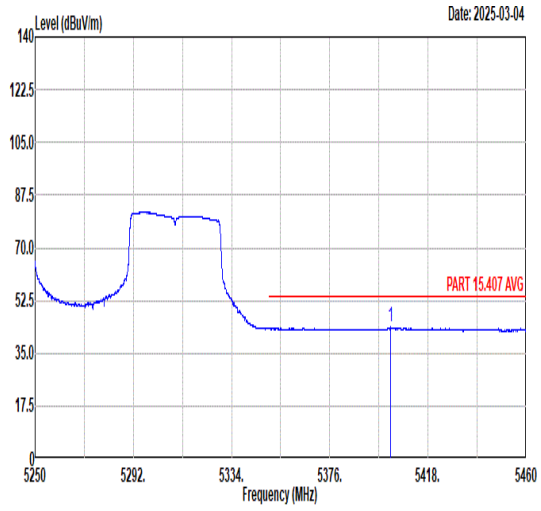 Freq Level Limit Line Margin Read Level Ant Factor Cable Loss Preamp Factor APos TPos Remark MHz dBuV/m dBuV/m dB dBuV dB/m dB dB cm deg 1 5401.94 43.60 54.00 -10.40 29.38 36.00 10.90 32.68 152 111 AVERAGE	Blank

Mode	123	
	Band Edge - L	
	U-NII-2A_5.25-5.35_802.11be EHT160_CH50_Puncturing 40M-3_5250MHz	
ANT	1+2	
Pol.	Vertical	Fundamental
Peak	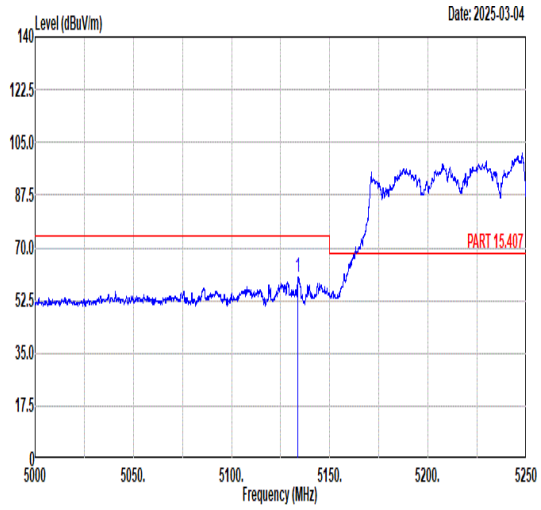 Freq Level Limit Line Margin Read Level Ant Factor Cable Loss Preamp Factor APos TPos Remark MHz dBuV/m dBuV/m dB dBuV dB/m dB dB cm deg 1 5133.88 60.16 74.00 -13.84 45.97 35.73 11.09 32.63 100 175 PEAK	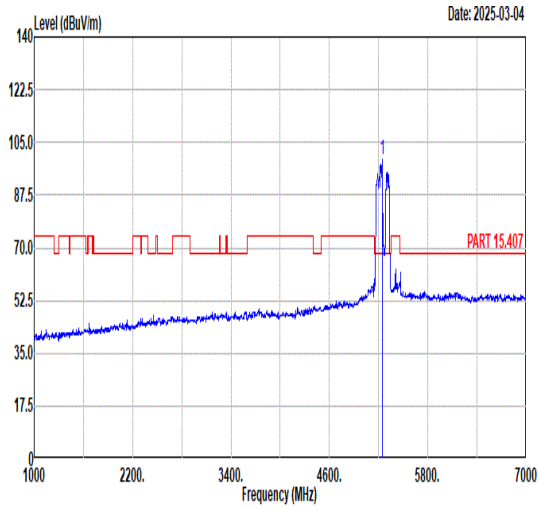 Freq Level Limit Line Margin Read Level Ant Factor Cable Loss Preamp Factor APos TPos Remark MHz dBuV/m dBuV/m dB dBuV dB/m dB dB cm deg 1 5250.00 99.56 ------ ------ 85.39 35.80 11.02 32.65 100 175 PEAK
Avg	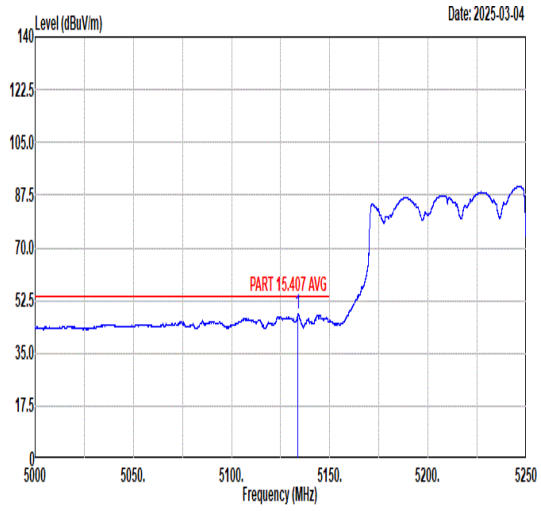 Freq Level Limit Line Margin Read Level Ant Factor Cable Loss Preamp Factor APos TPos Remark MHz dBuV/m dBuV/m dB dBuV dB/m dB dB cm deg 1 5133.65 48.19 54.00 -5.81 34.00 35.73 11.09 32.63 100 175 AVERAGE	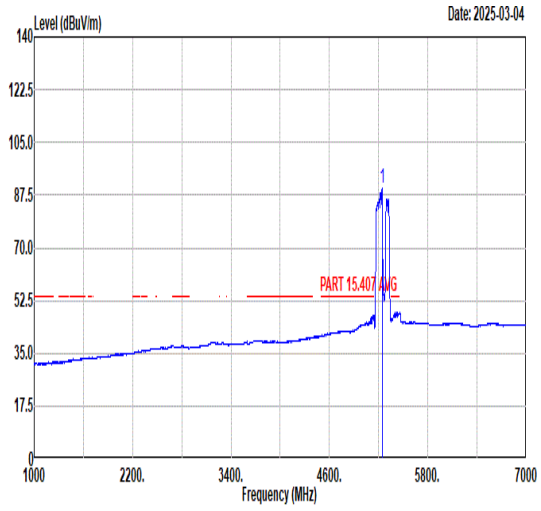 Freq Level Limit Line Margin Read Level Ant Factor Cable Loss Preamp Factor APos TPos Remark MHz dBuV/m dBuV/m dB dBuV dB/m dB dB cm deg 1 5250.00 89.89 ------ ------ 75.72 35.80 11.02 32.65 100 175 AVERAGE

Mode	123	
	Band Edge - R	
	U-NII-2A_5.25-5.35_802.11be EHT160_CH50_Puncturing 40M-3_5250MHz	
ANT	1+2	
Pol.	Vertical	Fundamental
Peak	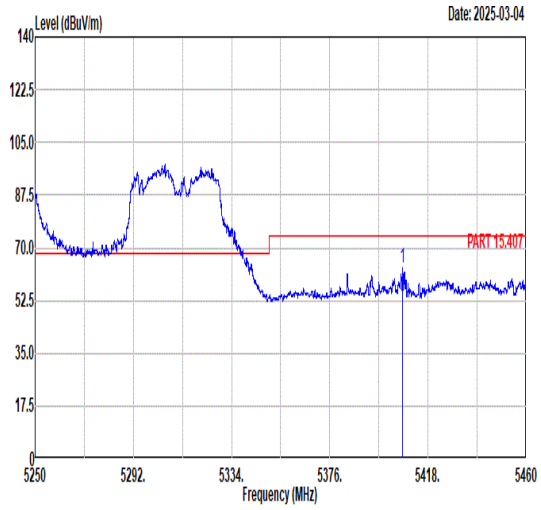 Freq Level Limit Line Margin Read Level Ant Factor Cable Loss Preamp Factor APos TPos Remark MHz dBuV/m dBuV/m dB dBuV dB/m dB dB cm deg 1 5406.98 63.18 74.00 -10.82 48.97 35.99 10.90 32.68 100 175 PEAK	Blank
Avg	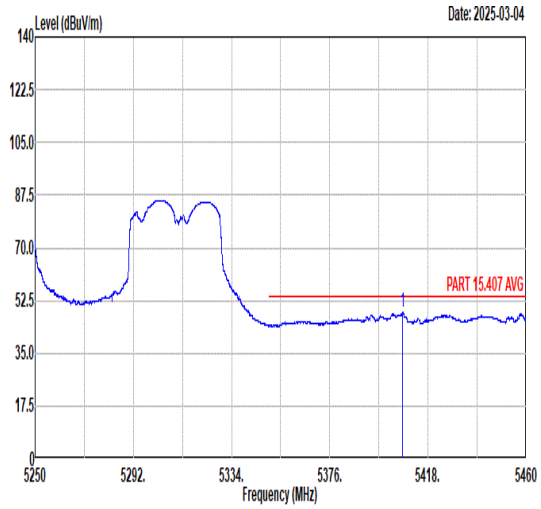 Freq Level Limit Line Margin Read Level Ant Factor Cable Loss Preamp Factor APos TPos Remark MHz dBuV/m dBuV/m dB dBuV dB/m dB dB cm deg 1 5407.19 48.84 54.00 -5.16 34.63 35.99 10.90 32.68 100 175 AVERAGE	Blank

Mode	124	
	Band Edge - L	
	U-NII-2C_5.47-5.725_802.11be EHT160_CH114_Puncturing 40M-4_5570MHz	
ANT	1+2	
Pol.	Horizontal	Fundamental
Peak	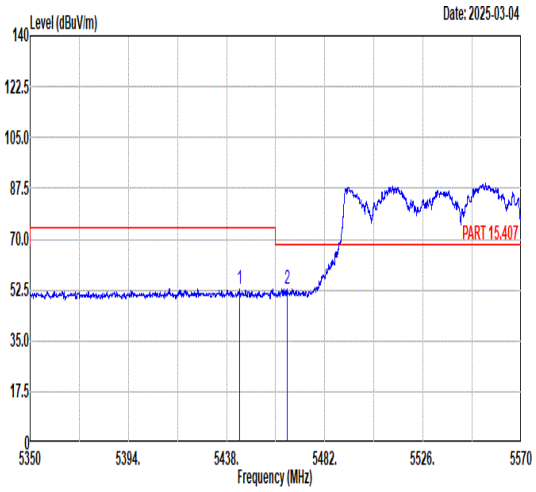 Freq Level Limit Line Margin (dB) Read Level Ant Factor Cable Loss Preamp Factor APos TPos Remark MHz dBuV/m dBuV/m dBuV dB/m dB dB cm deg 1 5443.85 52.92 74.00 -21.08 38.65 35.91 11.05 32.69 151 154 PEAK 2 5465.17 53.01 68.30 -15.29 38.60 35.96 11.14 32.69 151 154 PEAK	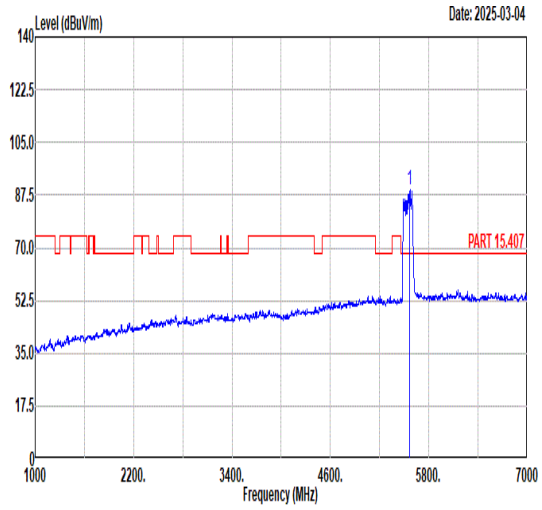 Freq Level Limit Line Margin (dB) Read Level Ant Factor Cable Loss Preamp Factor APos TPos Remark MHz dBuV/m dBuV/m dBuV dB/m dB dB cm deg 1 5570.00 89.15 ------ ------ 74.03 36.25 11.60 32.73 151 154 PEAK
Avg	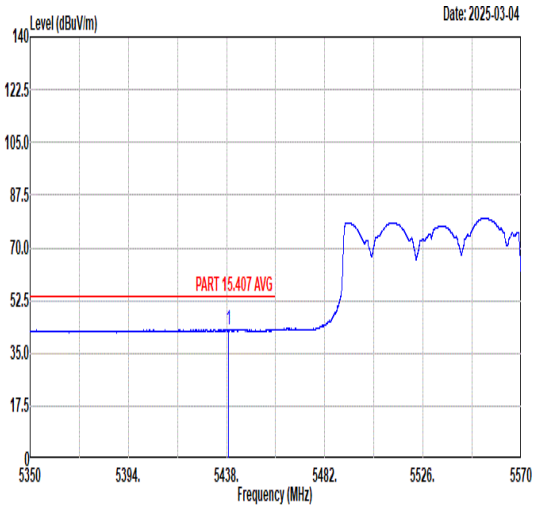 Freq Level Limit Line Margin (dB) Read Level Ant Factor Cable Loss Preamp Factor APos TPos Remark MHz dBuV/m dBuV/m dBuV dB/m dB dB cm deg 1 5438.77 42.88 54.00 -11.12 28.62 35.91 11.03 32.69 151 154 AVERAGE	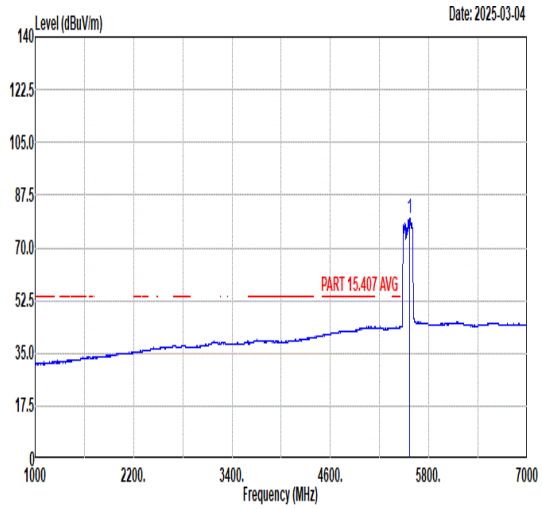 Freq Level Limit Line Margin (dB) Read Level Ant Factor Cable Loss Preamp Factor APos TPos Remark MHz dBuV/m dBuV/m dBuV dB/m dB dB cm deg 1 5570.00 79.91 ------ ------ 64.79 36.25 11.60 32.73 151 154 AVERAGE

Mode	124	
	Band Edge - R	
	U-NII-2C_5.47-5.725_802.11be EHT160_CH114_Puncturing 40M-4_5570MHz	
ANT	1+2	
Pol.	Horizontal	Fundamental
Peak	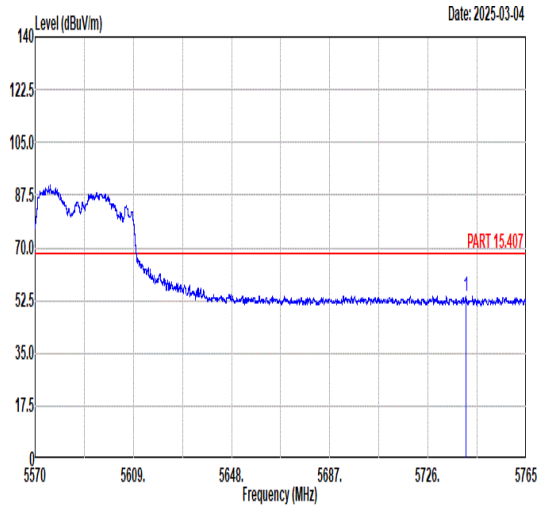 Freq Level Limit Line Margin (dB) Read Level Ant Factor Cable Loss Preamp Factor APos TPos Remark MHz dBuV/m dBuV/m dBuV dB/m dB dB cm deg 1 5741.11 53.79 68.30 -14.51 38.26 36.68 11.65 32.80 151 154 PEAK	Blank

Mode	124	
	Band Edge - L	
	U-NII-2C_5.47-5.725_802.11be EHT160_CH114_Puncturing 40M-4_5570MHz	
ANT	1+2	
Pol.	Vertical	Fundamental
Peak	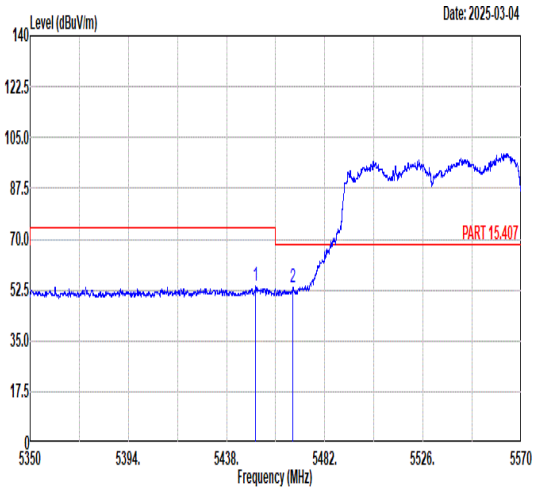 Freq Level Limit Line Margin (dB) Read Level Ant Factor Cable Loss Preamp Factor APos TPos Remark MHz dBuV/m dBuV/m dBuV dB/m dB dB cm deg 1 5450.89 53.78 74.00 -20.22 39.49 35.90 11.08 32.69 105 173 PEAK 2 5467.81 53.27 68.30 -15.03 38.84 35.97 11.15 32.69 105 173 PEAK	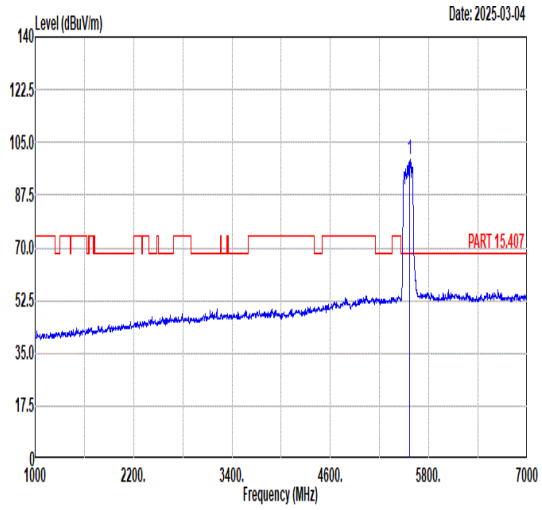 Freq Level Limit Line Margin (dB) Read Level Ant Factor Cable Loss Preamp Factor APos TPos Remark MHz dBuV/m dBuV/m dBuV dB/m dB dB cm deg 1 5570.00 99.13 ------ ------ 84.01 36.25 11.60 32.73 105 173 PEAK
Avg	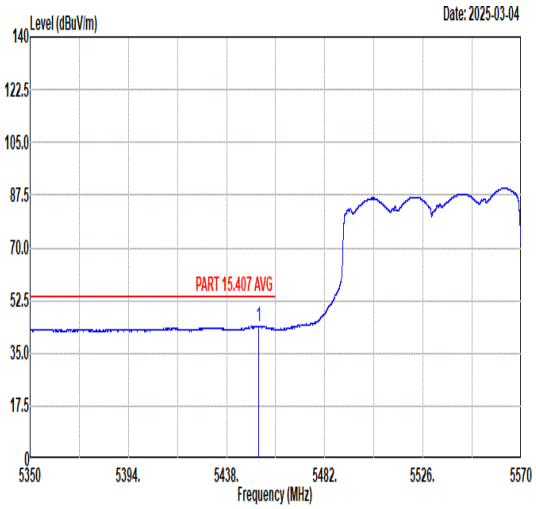 Freq Level Limit Line Margin (dB) Read Level Ant Factor Cable Loss Preamp Factor APos TPos Remark MHz dBuV/m dBuV/m dBuV dB/m dB dB cm deg 1 5452.43 43.85 54.00 -10.15 29.54 35.91 11.09 32.69 105 173 AVERAGE	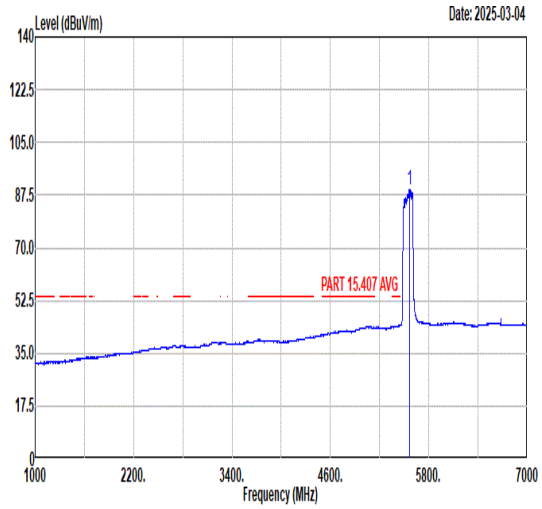 Freq Level Limit Line Margin (dB) Read Level Ant Factor Cable Loss Preamp Factor APos TPos Remark MHz dBuV/m dBuV/m dBuV dB/m dB dB cm deg 1 5570.00 89.42 ------ ------ 74.41 36.21 11.52 32.72 105 173 AVERAGE

Mode	124	
	Band Edge - R	
	U-NII-2C_5.47-5.725_802.11be EHT160_CH114_Puncturing 40M-4_5570MHz	
ANT	1+2	
Pol.	Vertical	Fundamental
Peak	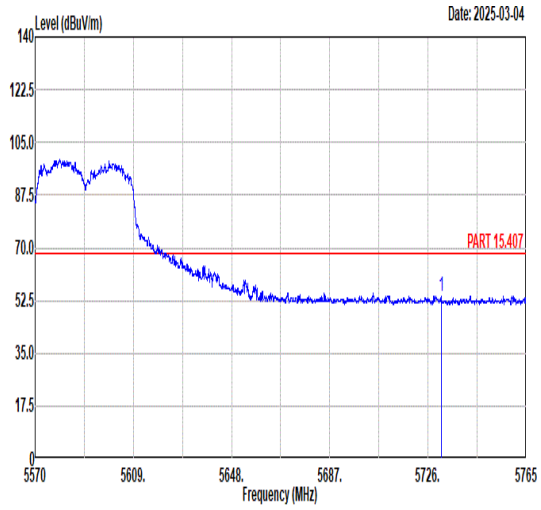 Freq Level Limit Line Margin (dB) Read Level Ant Factor Cable Loss Preamp Factor APos TPos Remark MHz dBuV/m dBuV/m dBuV dB/m dB dB cm deg 1 5731.19 53.96 68.30 -14.34 38.44 36.66 11.65 32.79 105 173 PEAK	Blank

Mode	125
	Band Edge - L
	U-NII-3_5.725-5.85_802.11be EHT80_CH155_Puncturing 20M_4_5775MHz
ANT	1+2

Pol.	Horizontal	Fundamental
Peak	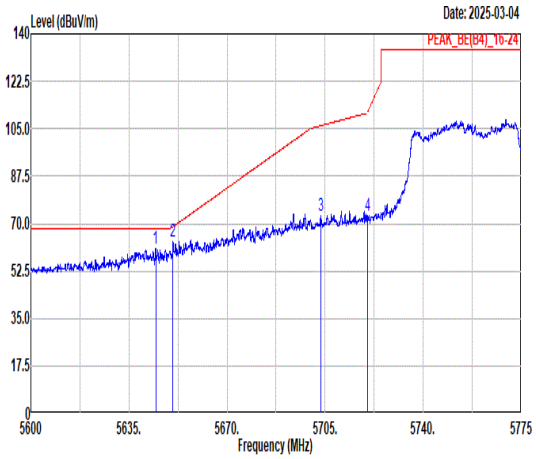 Freq Level Limit Line Margin (dB) Read Level Ant Factor Cable Loss Preamp Factor APos TPos Remark MHz dBuV/m dBuV/m dBuV dB/m dB dB cm deg 1 5644.54 61.01 68.30 -7.29 45.60 36.48 11.69 32.76 159 111 PEAK 2 5650.66 63.14 68.79 -5.65 47.71 36.50 11.69 32.76 159 111 PEAK 3 5703.53 73.11 106.19 -33.08 57.62 36.61 11.66 32.78 159 111 PEAK 4 5720.16 72.68 111.15 -38.47 57.17 36.64 11.66 32.79 159 111 PEAK	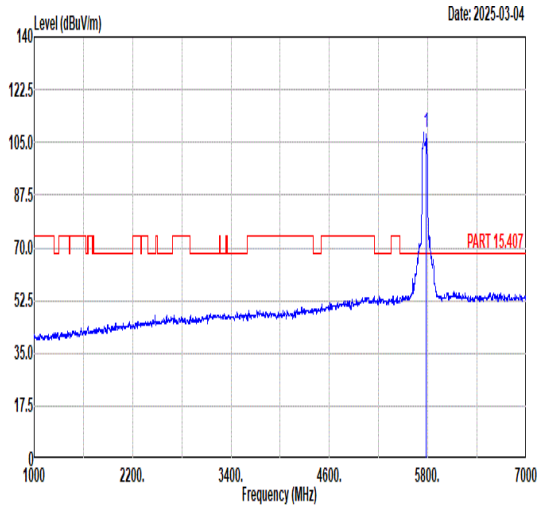 Freq Level Limit Line Margin (dB) Read Level Ant Factor Cable Loss Preamp Factor APos TPos Remark MHz dBuV/m dBuV/m dBuV dB/m dB dB cm deg 1 5775.00 108.33 ------ ------ 92.79 36.70 11.64 32.80 159 111 PEAK
Avg	Blank	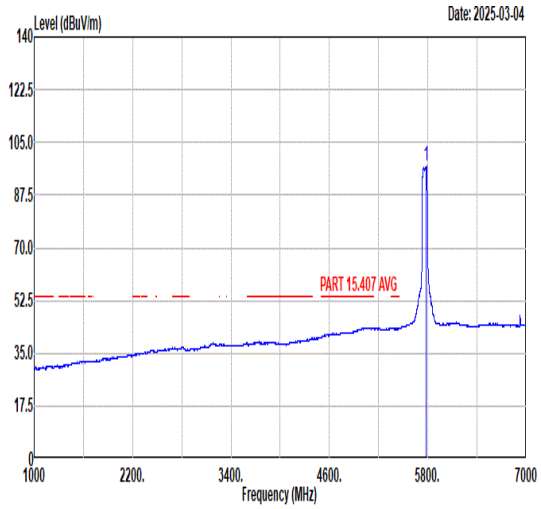 Freq Level Limit Line Margin (dB) Read Level Ant Factor Cable Loss Preamp Factor APos TPos Remark MHz dBuV/m dBuV/m dBuV dB/m dB dB cm deg 1 5775.00 97.23 ------ ------ 81.78 36.63 11.63 32.81 159 111 AVERAGE

Mode	125	
	Band Edge - R	
	U-NII-3_5.725-5.85_802.11be EHT80_CH155_Puncturing 20M_4_5775MHz	
ANT	1+2	
Pol.	Horizontal	Fundamental
Peak	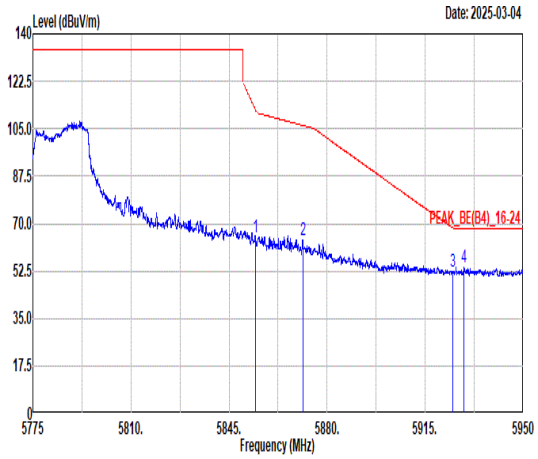 Freq Level Limit Line Margin (dB) Read Level Ant Factor Cable Loss Preamp Factor APos TPos Remark MHz dBuV/m dBuV/m dBuV dB/m dB dB cm deg 1 5854.36 65.23 112.25 -47.02 50.04 36.51 11.52 32.84 159 111 PEAK 2 5871.34 64.11 106.22 -42.11 48.93 36.54 11.49 32.85 159 111 PEAK 3 5924.73 52.28 68.40 -16.12 37.10 36.65 11.40 32.87 159 111 PEAK 4 5928.91 53.94 68.30 -14.36 38.75 36.66 11.40 32.87 159 111 PEAK	Blank

Mode	125
	Band Edge - L
	U-NII-3_5.725-5.85_802.11be EHT80_CH155_Puncturing 20M_4_5775MHz
ANT	1+2

Pol.	Vertical	Fundamental
Peak	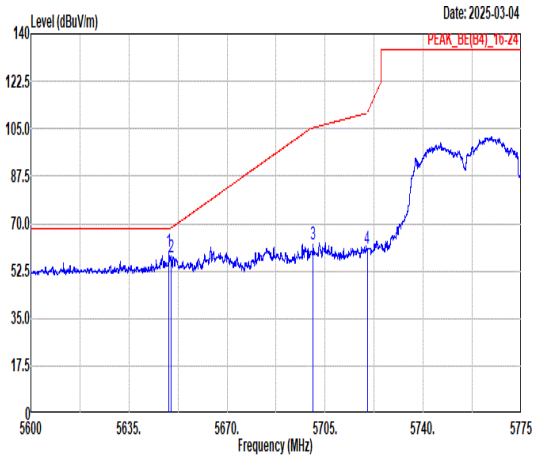 Freq Level Limit Line Margin (dB) Read Level Ant Factor Cable Loss Preamp Factor APos TPos Remark MHz dBuV/m dBuV/m dBuV dB/m dB dB cm deg 1 5649.28 59.85 68.30 -8.45 44.42 36.50 11.69 32.76 400 135 PEAK 2 5650.02 57.52 68.31 -10.79 42.09 36.50 11.69 32.76 400 135 PEAK 3 5700.73 62.42 105.40 -42.98 46.94 36.60 11.66 32.78 400 135 PEAK 4 5720.02 60.67 110.83 -50.16 45.16 36.64 11.66 32.79 400 135 PEAK	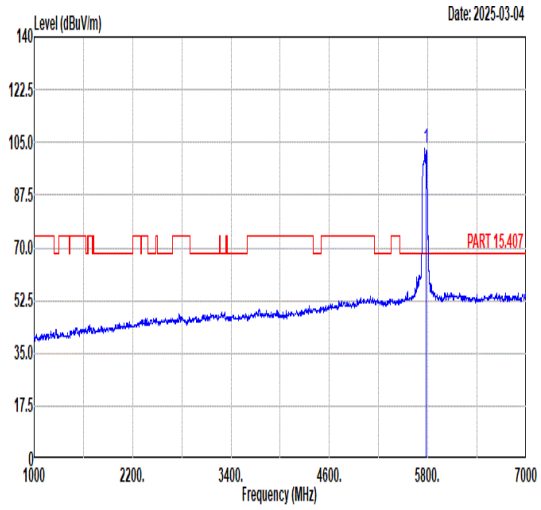 Freq Level Limit Line Margin (dB) Read Level Ant Factor Cable Loss Preamp Factor APos TPos Remark MHz dBuV/m dBuV/m dBuV dB/m dB dB cm deg 1 5775.00 102.99 ------ ------ 87.47 36.68 11.64 32.80 400 135 PEAK
Avg	Blank	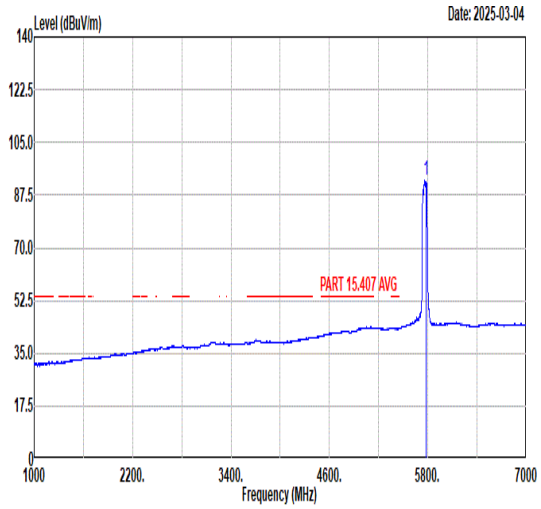 Freq Level Limit Line Margin (dB) Read Level Ant Factor Cable Loss Preamp Factor APos TPos Remark MHz dBuV/m dBuV/m dBuV dB/m dB dB cm deg 1 5775.00 92.31 ------ ------ 76.79 36.68 11.64 32.80 400 135 AVERAGE

Mode	125	
	Band Edge - R	
	U-NII-3_5.725-5.85_802.11be EHT80_CH155_Puncturing 20M_4_5775MHz	
ANT	1+2	
Pol.	Vertical	Fundamental
Peak	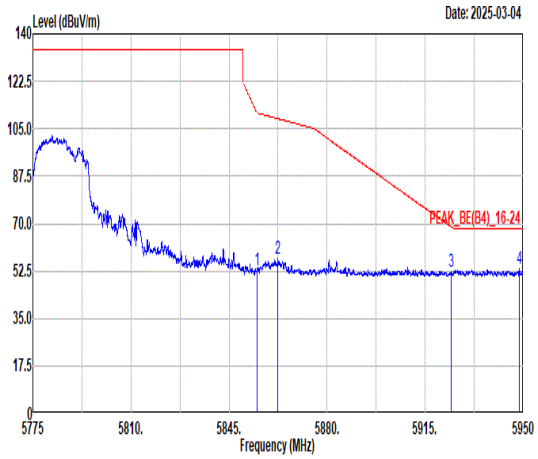 Freq Level Limit Line Margin (dB) Read Level Ant Factor Cable Loss Preamp Factor APos TPos Remark MHz dBuV/m dBuV/m dBuV dB/m dB dB cm deg 1 5854.99 52.96 110.82 -57.86 37.77 36.51 11.52 32.84 400 135 PEAK 2 5862.41 56.93 108.72 -51.79 41.74 36.52 11.51 32.84 400 135 PEAK 3 5924.36 52.21 68.67 -16.46 37.03 36.65 11.40 32.87 400 135 PEAK 4 5948.53 53.18 68.30 -15.12 38.00 36.70 11.36 32.88 400 135 PEAK	Blank

Mode	125	
	Harmonic	
	U-NII-3_5.725-5.85_802.11be EHT80_CH155_Puncturing 20M_4_5775MHz	
ANT	1+2	
Pol.	Horizontal	Vertical
Peak Avg	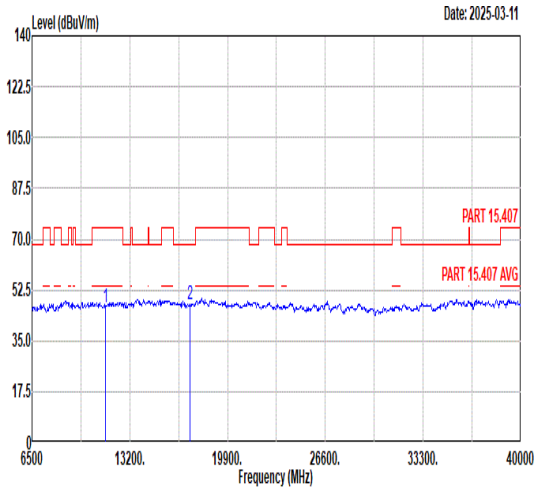 Freq Level Limit Line Margin Read Level Ant Factor Cable Loss Preamp Factor APos TPos Remark MHz dBuV/m dBuV/m dB dBuV dB/m dB dB cm deg 1 11550.00 46.41 74.00 -27.59 43.60 38.20 14.87 50.26 --- --- Peak 2 17325.00 47.34 68.30 -20.96 40.69 42.28 17.59 53.22 --- --- Peak	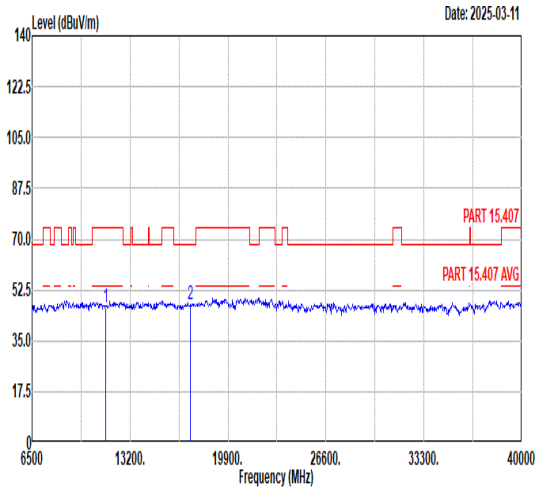 Freq Level Limit Line Margin Read Level Ant Factor Cable Loss Preamp Factor APos TPos Remark MHz dBuV/m dBuV/m dB dBuV dB/m dB dB cm deg 1 11550.00 46.41 74.00 -27.59 43.60 38.20 14.87 50.26 --- --- Peak 2 17325.00 47.51 68.30 -20.79 40.86 42.28 17.59 53.22 --- --- Peak

Mode	126	
	Band Edge - L	
	U-NII-2A_5.25-5.35_802.11be EHT160_CH50_Puncturing 20M-5_5250MHz	
ANT	1+2	
Pol.	Horizontal	Fundamental
Peak	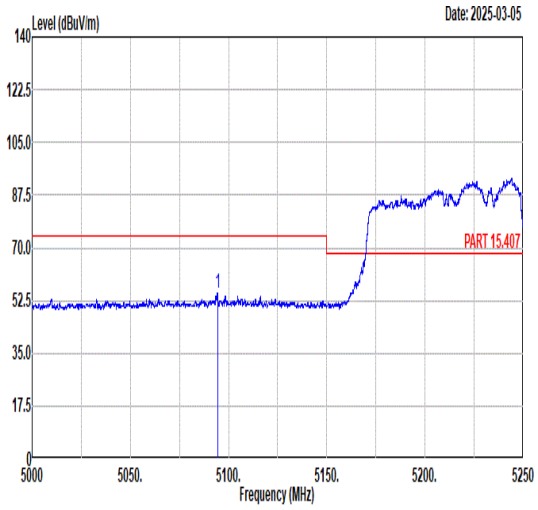 Freq Level Limit Line Margin (dB) Read Level Ant Factor Cable Loss Preamp Factor APos TPos Remark MHz dBuV/m dBuV/m dBuV dB/m dB dB cm deg 1 5094.38 54.77 74.00 -19.23 40.47 35.80 11.12 32.62 390 130 PEAK	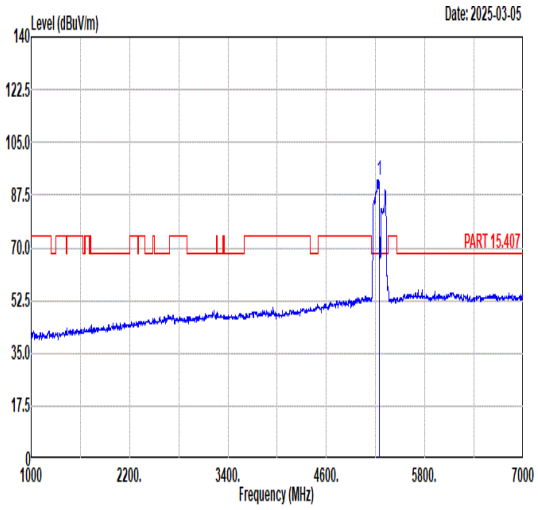 Freq Level Limit Line Margin (dB) Read Level Ant Factor Cable Loss Preamp Factor APos TPos Remark MHz dBuV/m dBuV/m dBuV dB/m dB dB cm deg 1 5250.00 92.64 ------ ------ 78.44 35.80 11.04 32.64 390 130 PEAK
Avg	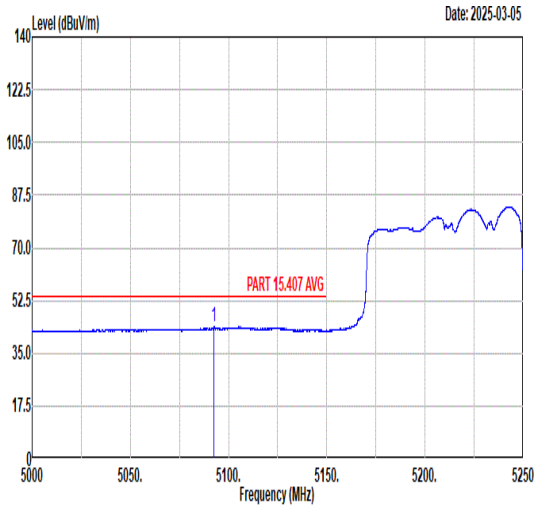 Freq Level Limit Line Margin (dB) Read Level Ant Factor Cable Loss Preamp Factor APos TPos Remark MHz dBuV/m dBuV/m dBuV dB/m dB dB cm deg 1 5092.65 43.68 54.00 -10.32 29.38 35.80 11.12 32.62 390 130 AVERAGE	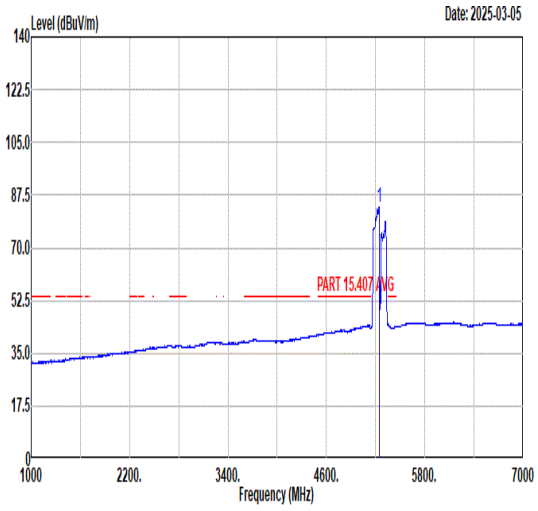 Freq Level Limit Line Margin (dB) Read Level Ant Factor Cable Loss Preamp Factor APos TPos Remark MHz dBuV/m dBuV/m dBuV dB/m dB dB cm deg 1 5250.00 83.46 ------ ------ 69.28 35.80 11.03 32.65 390 130 AVERAGE

Mode	126	
	Band Edge - R	
	U-NII-2A_5.25-5.35_802.11be EHT160_CH50_Puncturing 20M-5_5250MHz	
ANT	1+2	
Pol.	Horizontal	Fundamental
Peak	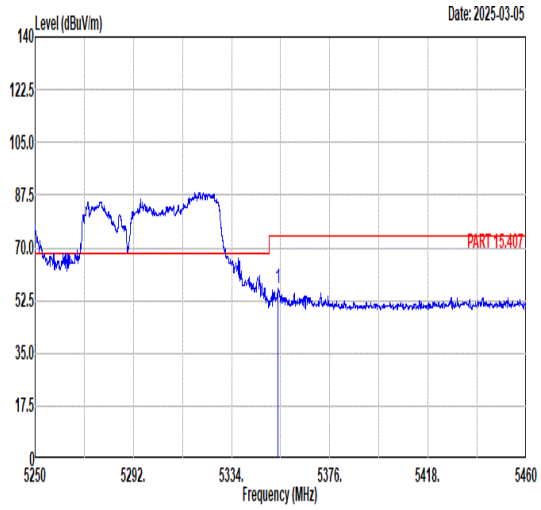 Freq Level Limit Line Margin (dB) Read Level Ant Factor Cable Loss Preamp Factor APos TPos Remark MHz dBuV/m dBuV/m dBuV dB/m dB dB cm deg 1 5353.85 56.42 74.00 -17.58 42.06 36.09 10.94 32.67 390 130 PEAK	Blank
Avg	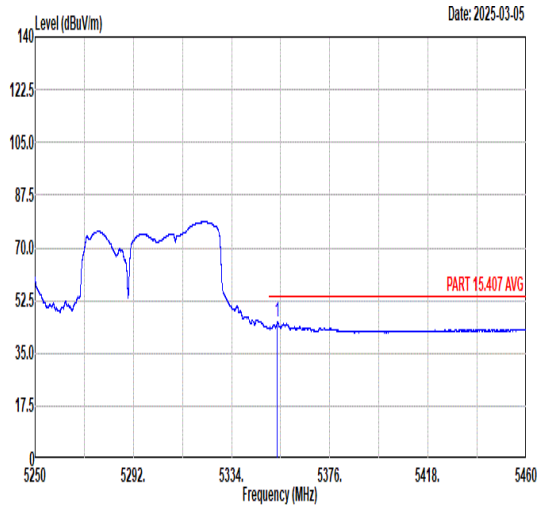 Freq Level Limit Line Margin (dB) Read Level Ant Factor Cable Loss Preamp Factor APos TPos Remark MHz dBuV/m dBuV/m dBuV dB/m dB dB cm deg 1 5353.64 45.39 54.00 -8.61 31.03 36.09 10.94 32.67 390 130 AVERAGE	Blank

Mode	126	
	Band Edge - L	
	U-NII-2A_5.25-5.35_802.11be EHT160_CH50_Puncturing 20M-5_5250MHz	
ANT	1+2	
Pol.	Vertical	Fundamental
Peak	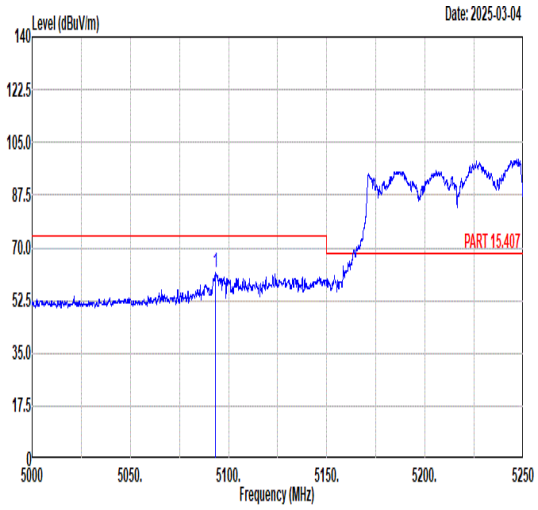 Freq Level Limit Line Margin (dB) Read Level Ant Factor Cable Loss Preamp Factor APos TPos Remark MHz dBuV/m dBuV/m dBuV dB/m dB dB cm deg 1 5093.15 61.69 74.00 -12.31 47.39 35.80 11.12 32.62 290 174 PEAK	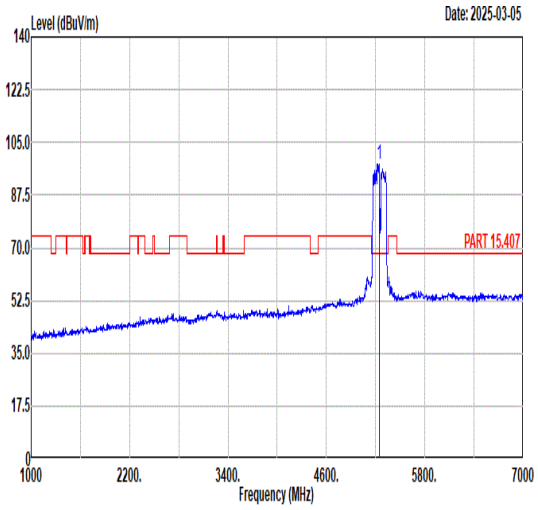 Freq Level Limit Line Margin (dB) Read Level Ant Factor Cable Loss Preamp Factor APos TPos Remark MHz dBuV/m dBuV/m dBuV dB/m dB dB cm deg 1 5250.00 97.73 ------ ------ 83.56 35.80 11.02 32.65 290 174 PEAK
Avg	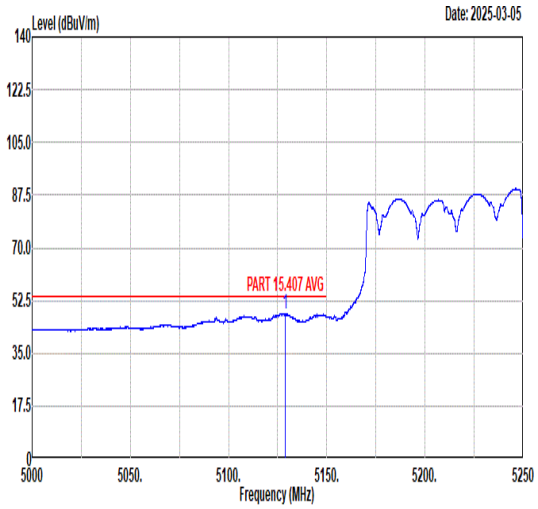 Freq Level Limit Line Margin (dB) Read Level Ant Factor Cable Loss Preamp Factor APos TPos Remark MHz dBuV/m dBuV/m dBuV dB/m dB dB cm deg 1 5128.88 48.33 54.00 -5.67 34.12 35.74 11.10 32.63 290 174 AVERAGE	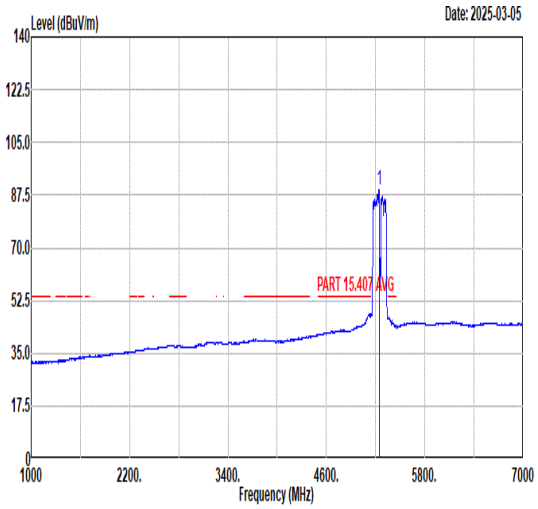 Freq Level Limit Line Margin (dB) Read Level Ant Factor Cable Loss Preamp Factor APos TPos Remark MHz dBuV/m dBuV/m dBuV dB/m dB dB cm deg 1 5250.00 89.43 ------ ------ 75.26 35.80 11.02 32.65 290 174 AVERAGE

Mode	126	
	Band Edge - R	
	U-NII-2A_5.25-5.35_802.11be EHT160_CH50_Puncturing 20M-5_5250MHz	
ANT	1+2	
Pol.	Vertical	Fundamental
Peak	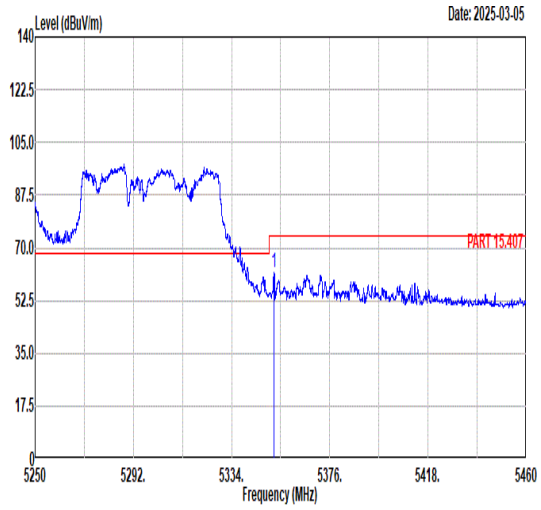 Freq Level Limit Line Margin (dB) Read Level Ant Factor Cable Loss Preamp Factor APos TPos Remark MHz dBuV/m dBuV/m dBuV dB/m dB dB cm deg 1 5352.19 61.91 74.00 -12.09 47.54 36.10 10.94 32.67 290 174 PEAK	Blank
Avg	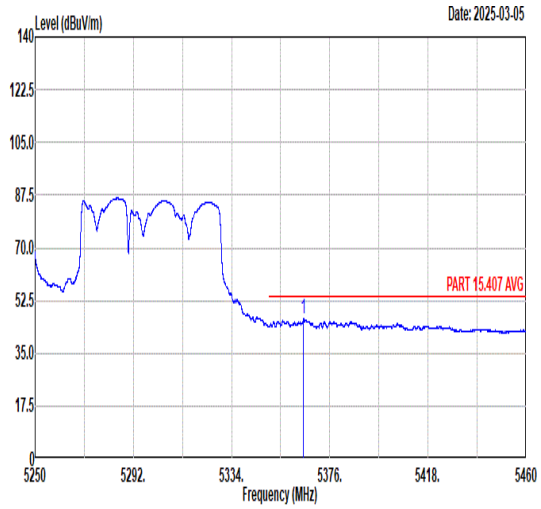 Freq Level Limit Line Margin (dB) Read Level Ant Factor Cable Loss Preamp Factor APos TPos Remark MHz dBuV/m dBuV/m dBuV dB/m dB dB cm deg 1 5364.77 46.48 54.00 -7.52 32.15 36.07 10.93 32.67 290 174 AVERAGE	Blank

Mode	127	
	Band Edge - L	
	U-NII-2C_5.47-5.725_802.11be EHT160_CH114_Puncturing 20M-8_5570MHz	
ANT	1+2	
Pol.	Horizontal	Fundamental
Peak	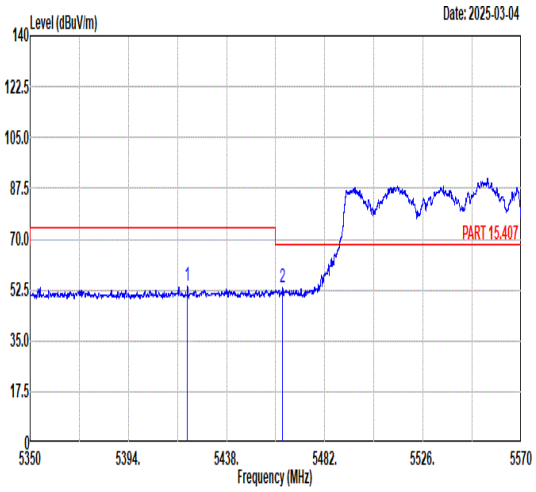 Freq Level Limit Line Margin (dB) Read Level Ant Factor Cable Loss Preamp Factor APos TPos Remark MHz dBuV/m dBuV/m dBuV dB/m dB dB cm deg 1 5420.51 53.93 74.00 -20.07 39.69 35.96 10.96 32.68 158 152 PEAK 2 5462.97 53.10 68.30 -15.20 38.71 35.95 11.13 32.69 158 152 PEAK	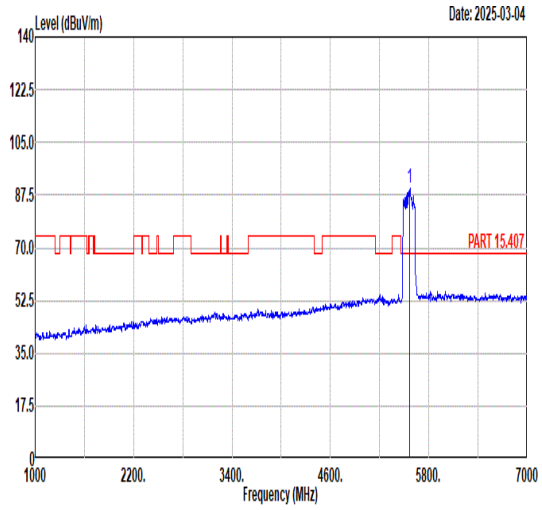 Freq Level Limit Line Margin (dB) Read Level Ant Factor Cable Loss Preamp Factor APos TPos Remark MHz dBuV/m dBuV/m dBuV dB/m dB dB cm deg 1 5570.00 89.99 ------ ------ 74.87 36.25 11.60 32.73 158 152 PEAK
Avg	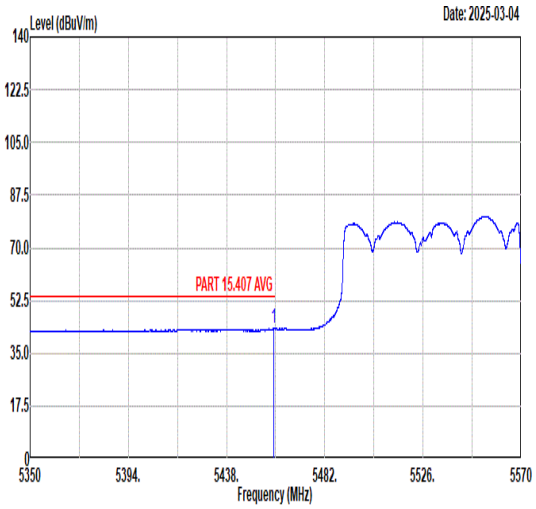 Freq Level Limit Line Margin (dB) Read Level Ant Factor Cable Loss Preamp Factor APos TPos Remark MHz dBuV/m dBuV/m dBuV dB/m dB dB cm deg 1 5459.25 43.19 54.00 -10.81 28.82 35.94 11.12 32.69 158 152 AVERAGE	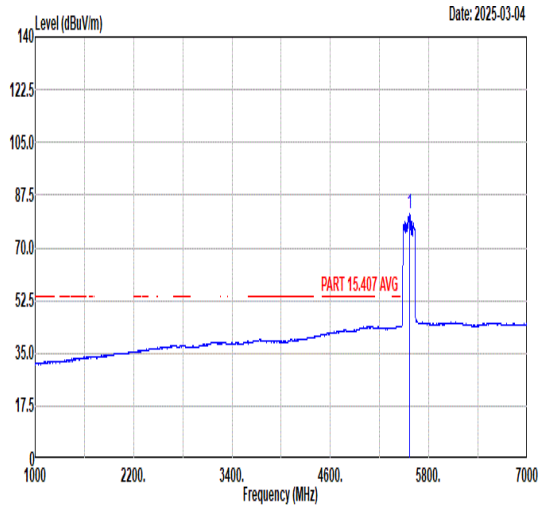 Freq Level Limit Line Margin (dB) Read Level Ant Factor Cable Loss Preamp Factor APos TPos Remark MHz dBuV/m dBuV/m dBuV dB/m dB dB cm deg 1 5570.00 81.26 ------ ------ 66.18 36.24 11.57 32.73 158 152 AVERAGE

Mode	127	
	Band Edge - R	
	U-NII-2C_5.47-5.725_802.11be EHT160_CH114_Puncturing 20M-8_5570MHz	
ANT	1+2	
Pol.	Horizontal	Fundamental
Peak	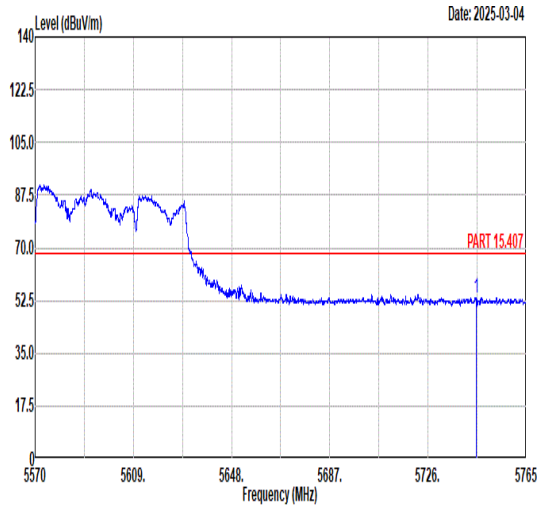 Freq Level Limit Line Margin (dB) Read Level Ant Factor Cable Loss Preamp Factor APos TPos Remark MHz dBuV/m dBuV/m dBuV dB/m dB dB cm deg 1 5745.03 53.48 68.30 -14.82 37.95 36.69 11.64 32.80 158 152 PEAK	Blank

Mode	127	
	Band Edge - L	
	U-NII-2C_5.47-5.725_802.11be EHT160_CH114_Puncturing 20M-8_5570MHz	
ANT	1+2	
Pol.	Vertical	Fundamental
Peak	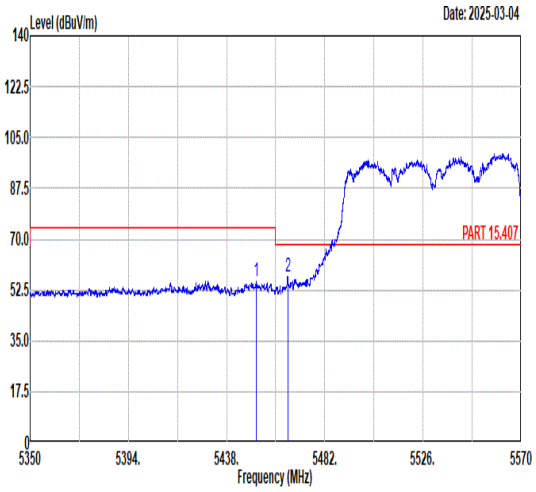 Freq Level Limit Line Margin (dB) Read Level Ant Factor Cable Loss Preamp Factor APos TPos Remark MHz dBuV/m dBuV/m dBuV dB/m dB dB cm deg 1 5451.31 55.59 74.00 -18.41 41.29 35.91 11.08 32.69 145 174 PEAK 2 5465.39 57.24 68.30 -11.06 42.83 35.96 11.14 32.69 145 174 PEAK	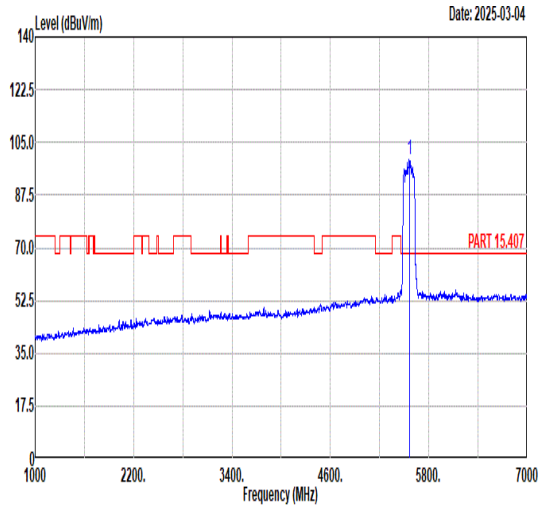 Freq Level Limit Line Margin (dB) Read Level Ant Factor Cable Loss Preamp Factor APos TPos Remark MHz dBuV/m dBuV/m dBuV dB/m dB dB cm deg 1 5570.00 99.14 ------ ------ 84.13 36.21 11.52 32.72 145 174 PEAK
Avg	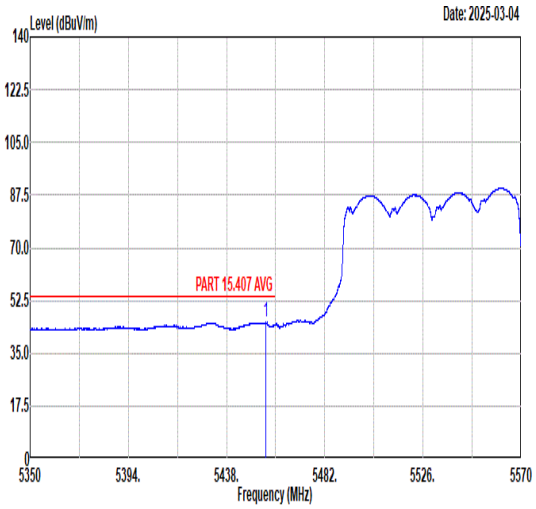 Freq Level Limit Line Margin (dB) Read Level Ant Factor Cable Loss Preamp Factor APos TPos Remark MHz dBuV/m dBuV/m dBuV dB/m dB dB cm deg 1 5455.51 45.19 54.00 -8.81 30.86 35.92 11.10 32.69 145 174 AVERAGE	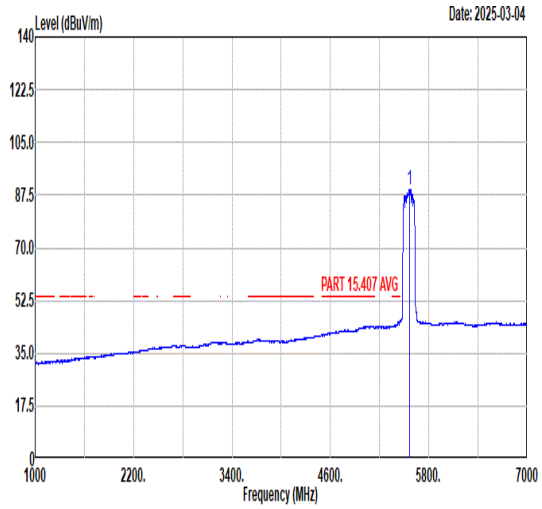 Freq Level Limit Line Margin (dB) Read Level Ant Factor Cable Loss Preamp Factor APos TPos Remark MHz dBuV/m dBuV/m dBuV dB/m dB dB cm deg 1 5570.00 89.52 ------ ------ 74.51 36.21 11.52 32.72 145 174 AVERAGE

Mode	127	
	Band Edge - R	
	U-NII-2C_5.47-5.725_802.11be EHT160_CH114_Puncturing 20M-8_5570MHz	
ANT	1+2	
Pol.	Vertical	Fundamental
Peak	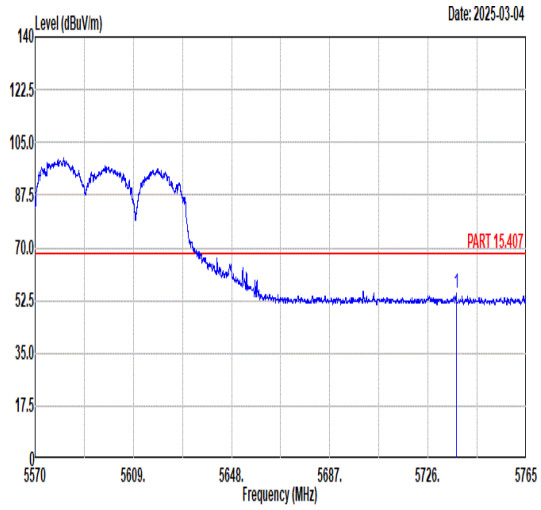 Freq Level Limit Line Margin (dB) Read Level Ant Factor Cable Loss Preamp Factor APos TPos Remark MHz dBuV/m dBuV/m dBuV dB/m dB dB cm deg 1 5737.23 54.91 68.30 -13.39 39.38 36.67 11.65 32.79 145 174 PEAK	Blank

Mode	128	
	LF	
	U-NII-1_5.25-5.35_802.11n HT40_CH38_5190MHz	
ANT	1+2	
Pol.	Horizontal	Vertical
QP/ Peak	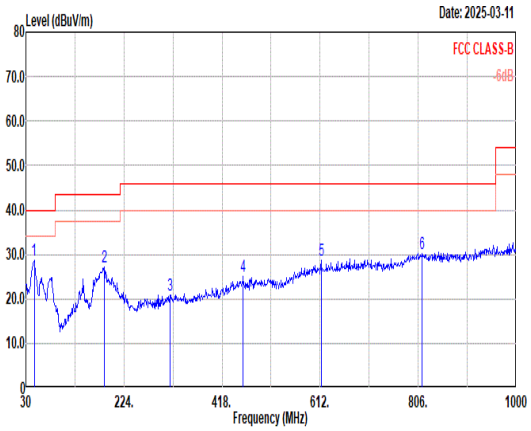	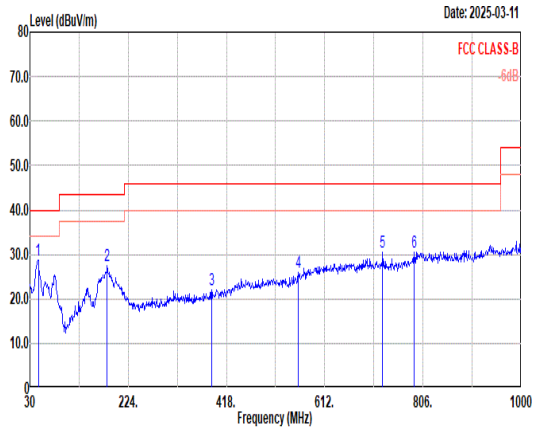

Horizontal:

	Freq	Level	Limit Line	Margin	Read Level	Ant Factor	Cable Loss	Preamp Factor	APos	TPos	Remark
	MHz	dBuV/m	dBuV/m	dB	dBuV	dB/m	dB	dB	cm	deg	
1	46.49	28.60	40.00	-11.40	47.02	20.25	1.25	39.92	---	---	Peak
2	185.20	27.19	43.50	-16.31	47.33	17.39	2.47	40.00	---	---	Peak
3	315.18	20.91	46.00	-25.09	37.54	20.08	3.20	39.91	---	---	Peak
4	459.71	25.00	46.00	-21.00	37.54	23.32	3.86	39.72	---	---	Peak
5	613.94	28.58	46.00	-17.42	38.05	25.69	4.47	39.63	---	---	Peak
6	813.76	30.31	46.00	-15.69	36.34	28.31	5.12	39.46	---	---	Peak

Vertical:

	Freq	Level	Limit Line	Margin	Read Level	Ant Factor	Cable Loss	Preamp Factor	APos	TPos	Remark
	MHz	dBuV/m	dBuV/m	dB	dBuV	dB/m	dB	dB	cm	deg	
1	46.49	28.69	40.00	-11.31	47.11	20.25	1.25	39.92	---	---	Peak
2	182.29	27.46	43.50	-16.04	47.27	17.74	2.45	40.00	---	---	Peak
3	388.90	22.03	46.00	-23.97	36.35	21.90	3.55	39.77	---	---	Peak
4	559.62	25.98	46.00	-20.02	36.37	25.01	4.26	39.66	---	---	Peak
5	726.46	30.48	46.00	-15.52	37.86	27.32	4.84	39.54	---	---	Peak
6	788.54	30.41	46.00	-15.59	36.72	28.12	5.05	39.48	---	---	Peak

Mode	129	
	LF	
	U-NII-3_5.725-5.85_802.11be EHT80_CH155_ Puncturing 20M_4_5775MHz	
ANT	1+2	
Pol.	Horizontal	Vertical
QP/ Peak	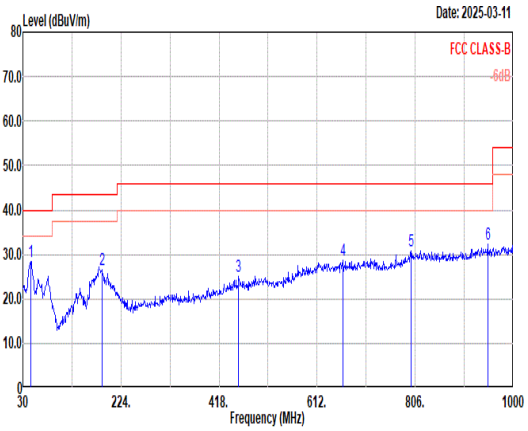	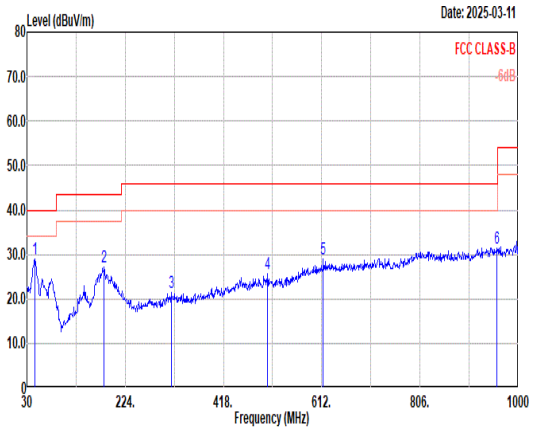

Horizontal:

	Freq	Level	Limit Line	Margin	Read Level	Ant Factor	Cable Loss	Preamp Factor	APos	TPos	Remark
	MHz	dBuV/m	dBuV/m	dB	dBuV	dB/m	dB	dB	cm	deg	
1	45.52	28.37	40.00	-11.63	46.82	20.23	1.24	39.92	---	---	Peak
2	186.17	26.45	43.50	-17.05	46.69	17.28	2.48	40.00	---	---	Peak
3	456.80	24.96	46.00	-21.04	37.58	23.25	3.85	39.72	---	---	Peak
4	662.44	28.56	46.00	-17.44	37.07	26.45	4.63	39.59	---	---	Peak
5	798.24	30.79	46.00	-15.21	36.98	28.21	5.07	39.47	---	---	Peak
6	949.56	32.18	46.00	-13.82	36.16	29.77	5.57	39.32	---	---	Peak

Vertical:

	Freq	Level	Limit Line	Margin	Read Level	Ant Factor	Cable Loss	Preamp Factor	APos	TPos	Remark
	MHz	dBuV/m	dBuV/m	dB	dBuV	dB/m	dB	dB	cm	deg	
1	45.52	28.89	40.00	-11.11	47.34	20.23	1.24	39.92	---	---	Peak
2	182.29	27.19	43.50	-16.31	47.00	17.74	2.45	40.00	---	---	Peak
3	315.18	21.45	46.00	-24.55	38.08	20.08	3.20	39.91	---	---	Peak
4	505.30	25.71	46.00	-20.29	37.41	23.95	4.05	39.70	---	---	Peak
5	614.91	28.97	46.00	-17.03	38.49	25.63	4.48	39.63	---	---	Peak
6	958.29	31.47	46.00	-14.53	35.35	29.83	5.59	39.30	---	---	Peak

Mode	130	
	Band Edge	
	802.11n HT20_CH11_2462MHz+802.11n HT40_CH38_5190MHz	
ANT	0+1	
Pol.	Horizontal	Fundamental
Peak	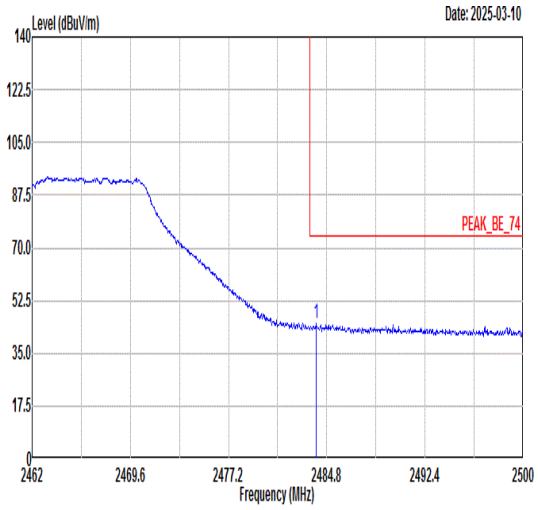 Freq Level Limit Line Margin (dB) Read Level Ant Factor Cable Loss Preamp Factor APos TPos Remark 1 2484.00 44.96 74.00 -29.04 42.81 30.80 5.46 34.11 400 21 PEAK	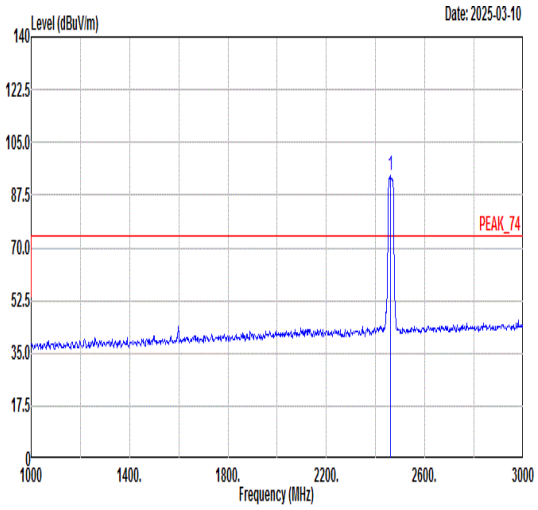 Freq Level Limit Line Margin (dB) Read Level Ant Factor Cable Loss Preamp Factor APos TPos Remark 1 2462.00 93.90 ------ ------ 91.80 30.79 5.43 34.12 400 21 PEAK
Avg	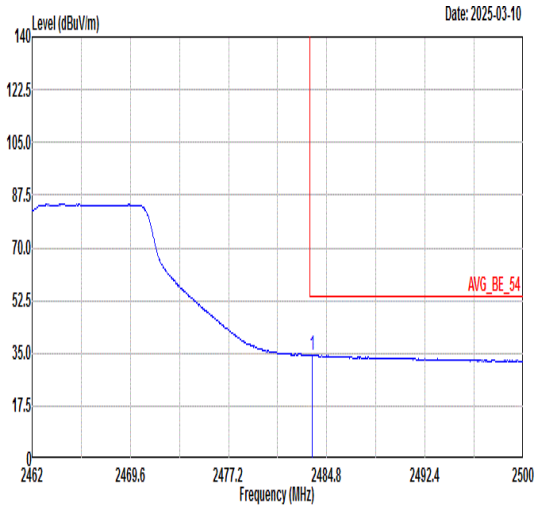 Freq Level Limit Line Margin (dB) Read Level Ant Factor Cable Loss Preamp Factor APos TPos Remark 1 2483.66 34.46 54.00 -19.54 32.31 30.80 5.46 34.11 400 21 AVERAGE	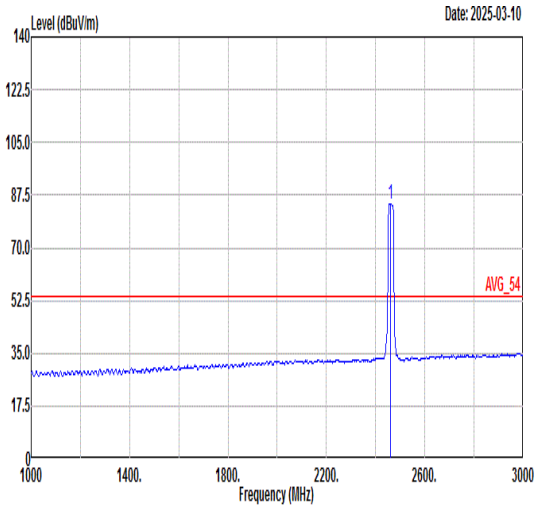 Freq Level Limit Line Margin (dB) Read Level Ant Factor Cable Loss Preamp Factor APos TPos Remark 1 2462.00 84.66 ------ ------ 82.56 30.79 5.43 34.12 400 21 AVERAGE

Mode	130	
	Band Edge	
	802.11n HT20_CH11_2462MHz+802.11n HT40_CH38_5190MHz	
ANT	0+1	
Pol.	Vertical	Fundamental
Peak	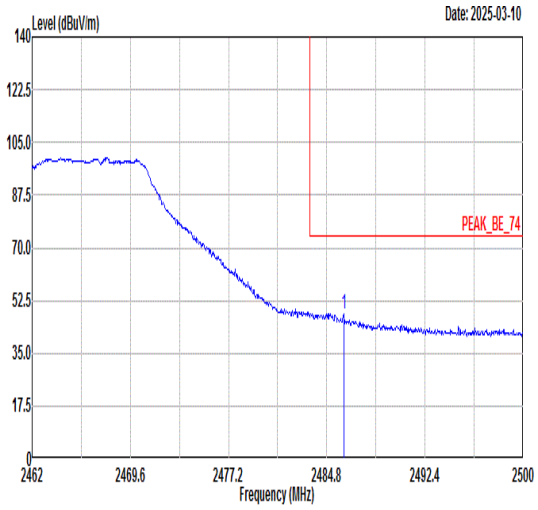 Freq Level Limit Line Margin (dB) Read Level Ant Factor Cable Loss Preamp Factor APos TPos Remark MHz dBuV/m dBuV/m dBuV dB/m dB dB cm deg 1 2486.13 48.21 74.00 -25.79 46.06 30.80 5.46 34.11 290 289 PEAK	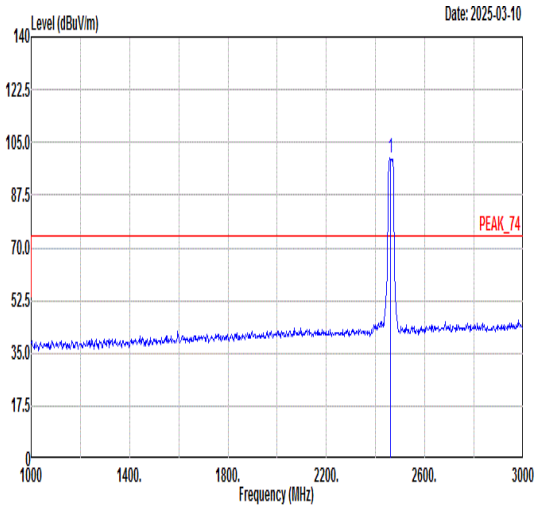 Freq Level Limit Line Margin (dB) Read Level Ant Factor Cable Loss Preamp Factor APos TPos Remark MHz dBuV/m dBuV/m dBuV dB/m dB dB cm deg 1 2462.00 99.62 ------ ------ 97.52 30.79 5.43 34.12 290 289 PEAK
Avg	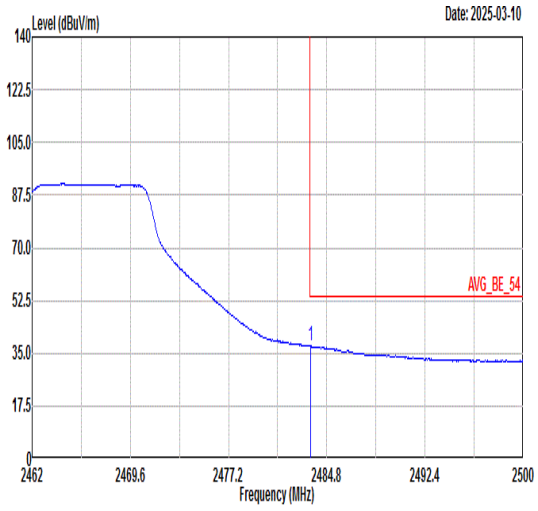 Freq Level Limit Line Margin (dB) Read Level Ant Factor Cable Loss Preamp Factor APos TPos Remark MHz dBuV/m dBuV/m dBuV dB/m dB dB cm deg 1 2483.55 37.32 54.00 -16.68 35.17 30.80 5.46 34.11 290 289 AVERAGE	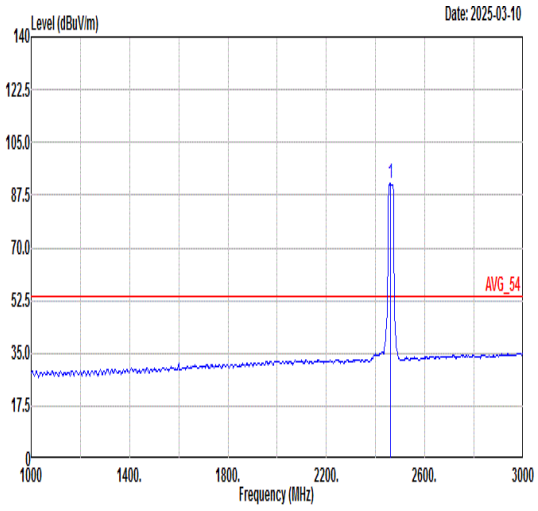 Freq Level Limit Line Margin (dB) Read Level Ant Factor Cable Loss Preamp Factor APos TPos Remark MHz dBuV/m dBuV/m dBuV dB/m dB dB cm deg 1 2462.00 91.29 ------ ------ 89.19 30.79 5.43 34.12 290 289 AVERAGE

Mode	130	
	Band Edge - L	
	802.11n HT40_CH38_5190MHz+802.11n HT20_CH11_2462MHz	
ANT	1+2	
Pol.	Horizontal	Fundamental
Peak	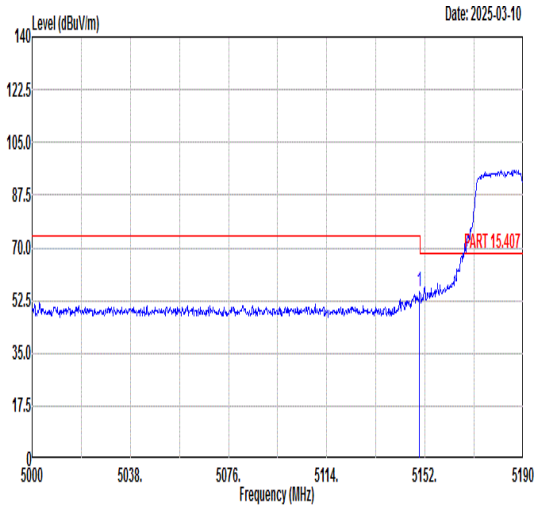 Freq Level Limit Line Margin (dB) Read Level Ant Factor Cable Loss Preamp Factor APos TPos Remark 1 5149.91 55.21 74.00 -18.79 43.56 36.58 8.54 33.47 106 185 PEAK	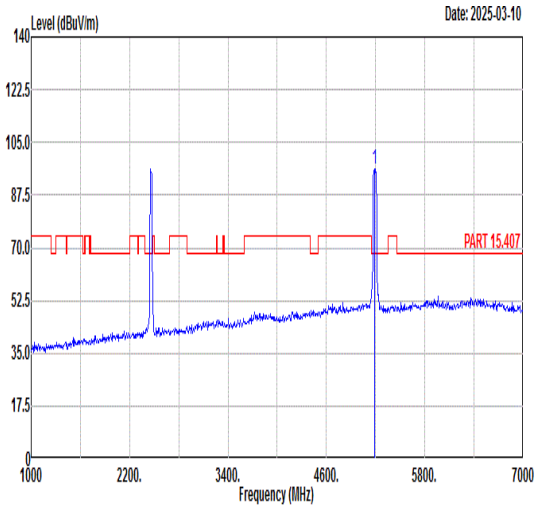 Freq Level Limit Line Margin (dB) Read Level Ant Factor Cable Loss Preamp Factor APos TPos Remark 1 5190.00 96.21 ------ ------ 94.11 30.79 5.43 34.12 106 185 PEAK
Avg	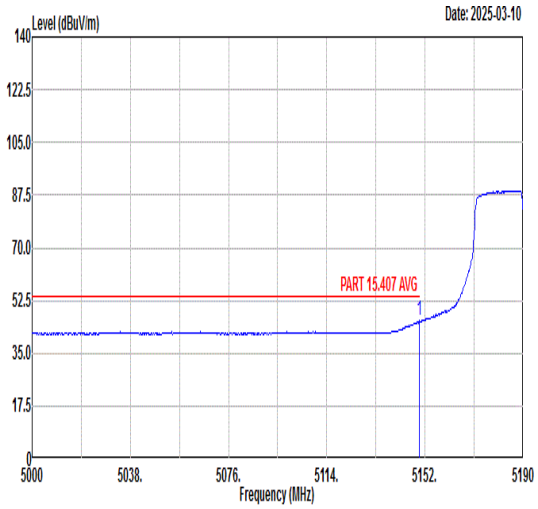 Freq Level Limit Line Margin (dB) Read Level Ant Factor Cable Loss Preamp Factor APos TPos Remark 1 5149.91 45.71 54.00 -8.29 34.06 36.58 8.54 33.47 106 185 AVERAGE	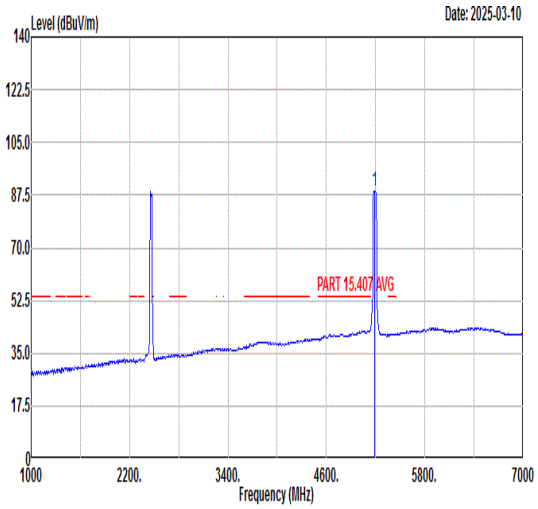 Freq Level Limit Line Margin (dB) Read Level Ant Factor Cable Loss Preamp Factor APos TPos Remark 1 5190.00 88.98 ------ ------ 77.28 36.54 8.62 33.46 106 185 AVERAGE

Remark: All signals exceeding the limit are fundamental frequency signals and can be ignored.

Mode	130	
	Band Edge - R	
	802.11n HT40_CH38_5190MHz+802.11n HT20_CH11_2462MHz	
ANT	1+2	
Pol.	Horizontal	Fundamental
Peak	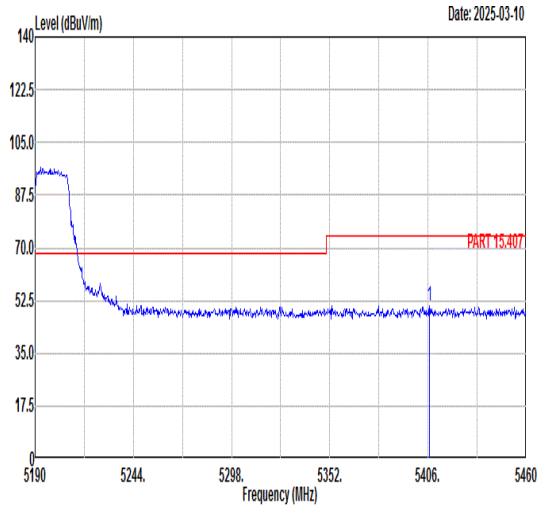 Freq Level Limit Line Margin (dB) Read Level Ant Factor Cable Loss Preamp Factor APos TPos Remark MHz dBuV/m dBuV/m dBuV dB/m dB dB cm deg 1 5406.81 50.75 74.00 -23.25 38.14 36.37 9.66 33.42 106 185 PEAK	Blank
Avg	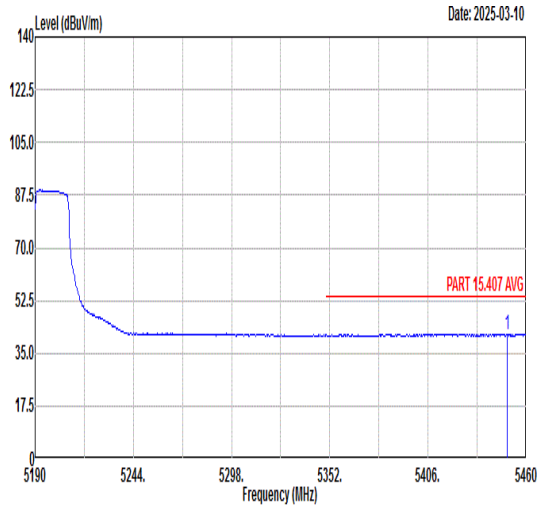 Freq Level Limit Line Margin (dB) Read Level Ant Factor Cable Loss Preamp Factor APos TPos Remark MHz dBuV/m dBuV/m dBuV dB/m dB dB cm deg 1 5449.74 41.38 54.00 -12.62 28.77 36.34 9.68 33.41 106 185 AVERAGE	Blank

Mode	130	
	Band Edge - L	
	802.11n HT40_CH38_5190MHz+802.11n HT20_CH11_2462MHz	
ANT	1+2	
Pol.	Vertical	Fundamental
Peak	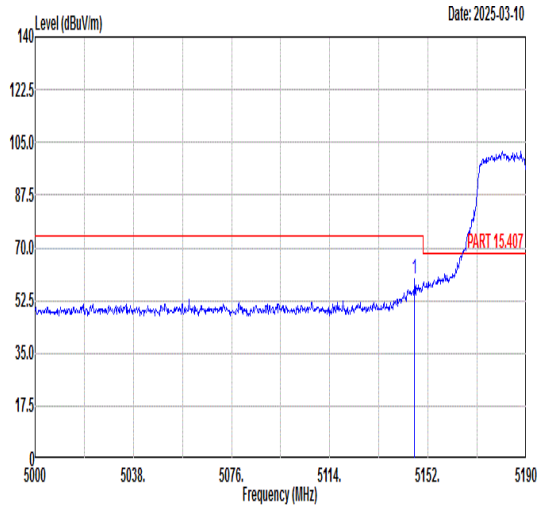 Freq Level Limit Line Margin (dB) Read Level Ant Factor Cable Loss Preamp Factor APos TPos Remark 1 5146.87 59.74 74.00 -14.26 48.10 36.58 8.53 33.47 200 179 PEAK	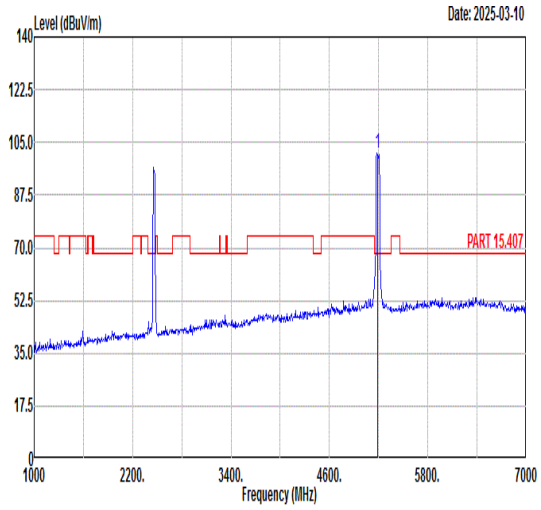 Freq Level Limit Line Margin (dB) Read Level Ant Factor Cable Loss Preamp Factor APos TPos Remark 1 5190.00 101.28 ------ ------ 89.60 36.55 8.59 33.46 200 179 PEAK
Avg	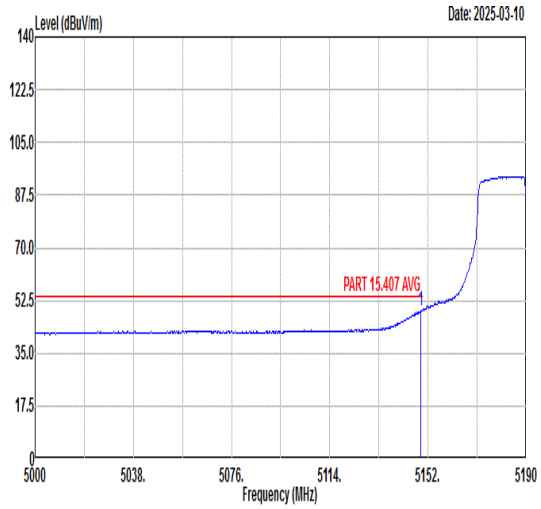 Freq Level Limit Line Margin (dB) Read Level Ant Factor Cable Loss Preamp Factor APos TPos Remark 1 5149.15 49.27 54.00 -4.73 37.63 36.58 8.53 33.47 200 179 AVERAGE	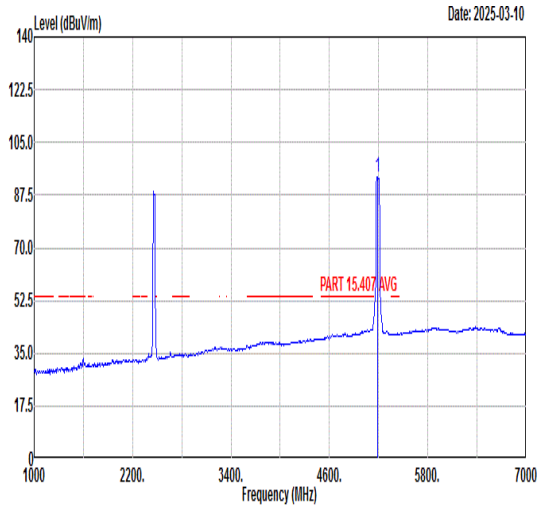 Freq Level Limit Line Margin (dB) Read Level Ant Factor Cable Loss Preamp Factor APos TPos Remark 1 5190.00 93.55 ------ ------ 81.85 36.55 8.61 33.46 200 179 AVERAGE

Remark: All signals exceeding the limit are fundamental frequency signals and can be ignored.

Mode	130	
	Band Edge - R	
	802.11n HT40_CH38_5190MHz+802.11n HT20_CH11_2462MHz	
ANT	1+2	
Pol.	Vertical	Fundamental
Peak	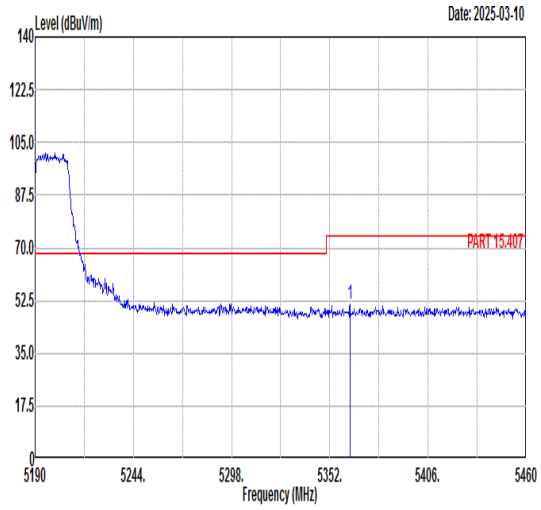 Freq Level Limit Line Margin (dB) Read Level Ant Factor Cable Loss Preamp Factor APos TPos Remark MHz dBuV/m dBuV/m dBuV dB/m dB dB cm deg 1 5363.07 51.24 74.00 -22.76 38.83 36.41 9.43 33.43 200 179 PEAK	Blank
Avg	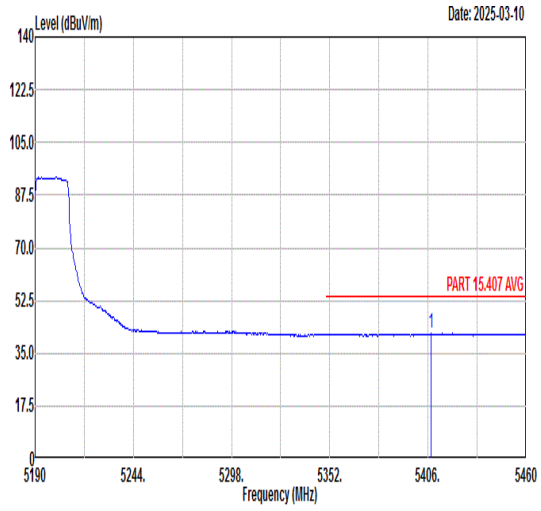 Freq Level Limit Line Margin (dB) Read Level Ant Factor Cable Loss Preamp Factor APos TPos Remark MHz dBuV/m dBuV/m dBuV dB/m dB dB cm deg 1 5407.62 41.68 54.00 -12.32 29.07 36.37 9.66 33.42 200 179 AVERAGE	Blank

Mode	130	
	Harmonic	
	802.11n HT40_CH38_5190MHz+802.11n HT20_CH11_2462MHz	
ANT	1+2	
Pol.	Horizontal	Vertical
Peak Avg	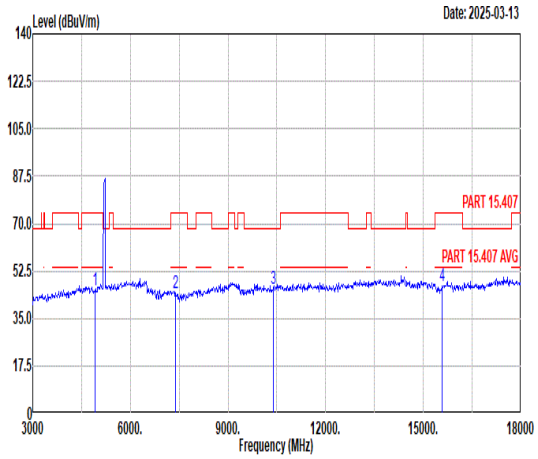 Freq Level Limit Line Margin Read Level Ant Factor Cable Loss Preamp Factor APos TPos Remark MHz dBuV/m dBuV/m dB dBuV dB/m dB dB cm deg 1 4924.00 45.62 74.00 -28.38 51.61 35.54 11.12 52.65 --- --- Peak 2 7386.00 44.39 74.00 -29.61 46.94 36.57 13.13 52.25 --- --- Peak 3 10380.00 45.97 68.30 -22.33 45.13 38.10 14.16 51.42 --- --- Peak 4 15570.00 46.98 74.00 -27.02 41.76 40.60 16.87 52.25 --- --- Peak	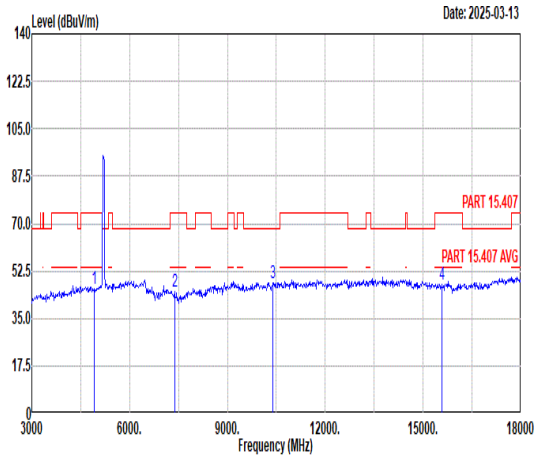 Freq Level Limit Line Margin Read Level Ant Factor Cable Loss Preamp Factor APos TPos Remark MHz dBuV/m dBuV/m dB dBuV dB/m dB dB cm deg 1 4924.00 45.78 74.00 -28.22 51.77 35.54 11.12 52.65 --- --- Peak 2 7386.00 45.02 74.00 -28.98 47.57 36.57 13.13 52.25 --- --- Peak 3 10380.00 48.07 68.30 -20.23 47.23 38.10 14.16 51.42 --- --- Peak 4 15570.00 47.58 74.00 -26.42 42.36 40.60 16.87 52.25 --- --- Peak

Remark: All signals exceeding the limit are fundamental frequency signals and can be ignored.

Mode	131	
	Band Edge	
	Bluetooth-LE_GSFK _CH00_2402MHz+802.11n HT40_CH38_5190MHz	
ANT	1	
Pol.	Horizontal	Fundamental
Peak	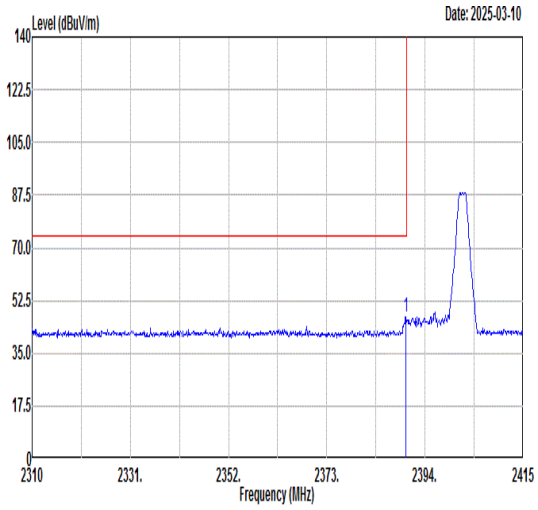 Freq Level Limit Line Margin (dB) Read Level Ant Factor Cable Loss Preamp Factor APos TPos Remark MHz dBuV/m dBuV/m dBuV dB/m dB dB cm deg 1 2389.91 46.95 74.00 -27.05 44.95 30.78 5.36 34.14 300 88 PEAK	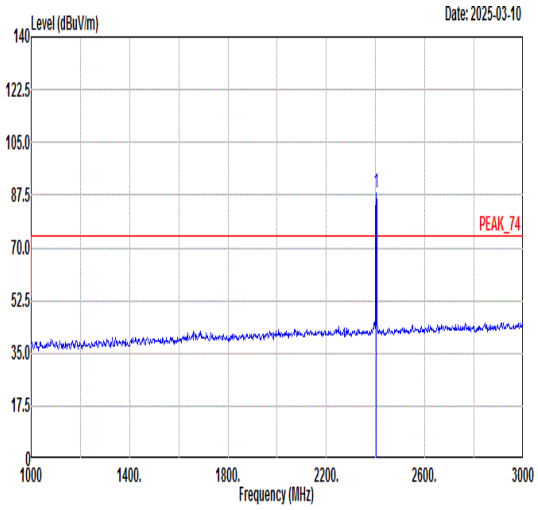 Freq Level Limit Line Margin (dB) Read Level Ant Factor Cable Loss Preamp Factor APos TPos Remark MHz dBuV/m dBuV/m dBuV dB/m dB dB cm deg 1 2402.00 88.42 ------ ------ 86.41 30.78 5.37 34.14 300 88 PEAK
Avg	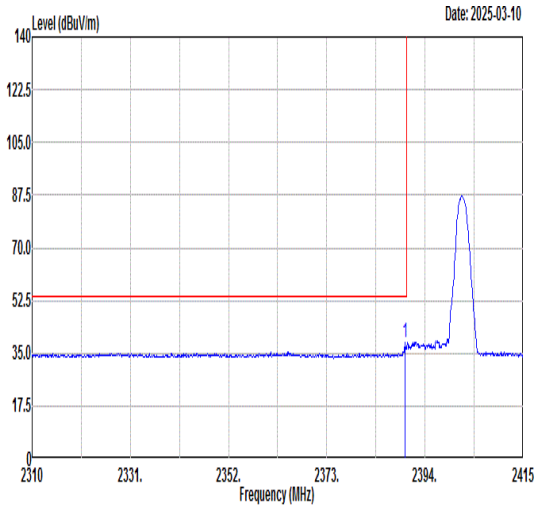 Freq Level Limit Line Margin (dB) Read Level Ant Factor Cable Loss Preamp Factor APos TPos Remark MHz dBuV/m dBuV/m dBuV dB/m dB dB cm deg 1 2389.70 38.75 54.00 -15.25 36.75 30.78 5.36 34.14 300 88 AVERAGE	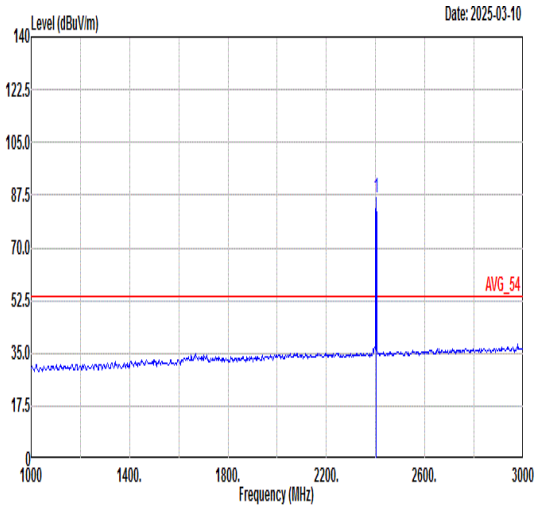 Freq Level Limit Line Margin (dB) Read Level Ant Factor Cable Loss Preamp Factor APos TPos Remark MHz dBuV/m dBuV/m dBuV dB/m dB dB cm deg 1 2402.00 86.60 ------ ------ 84.59 30.78 5.37 34.14 300 88 AVERAGE

Mode	131	
	Band Edge	
	Bluetooth-LE_GSFK _CH00_2402MHz+802.11n HT40_CH38_5190MHz	
ANT	1	
Pol.	Vertical	Fundamental
Peak	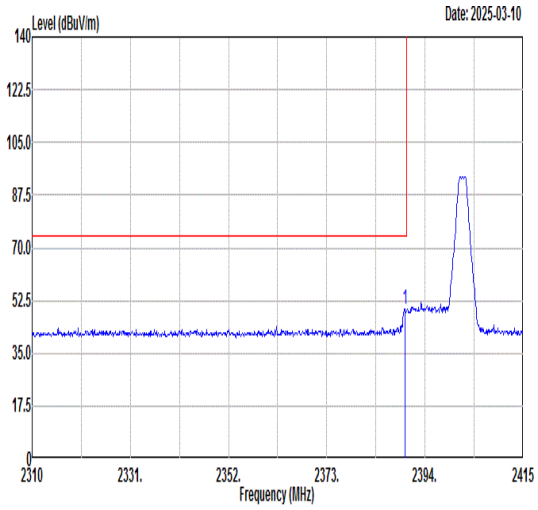 Freq Level Limit Line Margin (dB) Read Level Ant Factor Cable Loss Preamp Factor APos TPos Remark MHz dBuV/m dBuV/m dBuV dB/m dB dB cm deg 1 2389.80 49.81 74.00 -24.19 47.81 30.78 5.36 34.14 400 187 PEAK	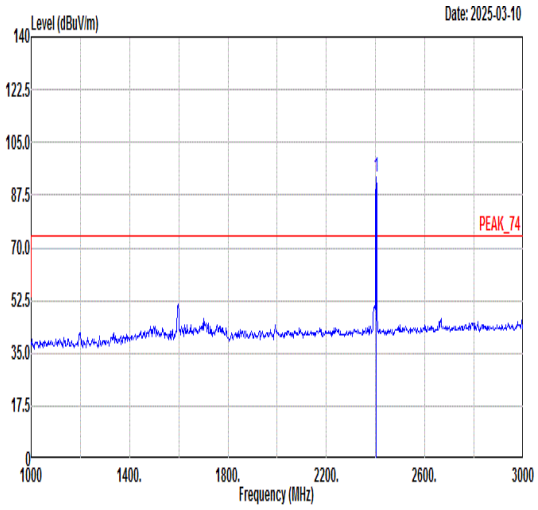 Freq Level Limit Line Margin (dB) Read Level Ant Factor Cable Loss Preamp Factor APos TPos Remark MHz dBuV/m dBuV/m dBuV dB/m dB dB cm deg 1 2402.00 93.63 ------ ------ 91.62 30.78 5.37 34.14 400 187 PEAK
Avg	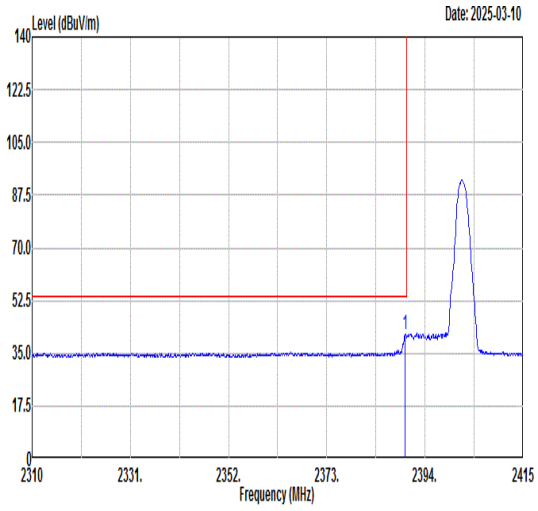 Freq Level Limit Line Margin (dB) Read Level Ant Factor Cable Loss Preamp Factor APos TPos Remark MHz dBuV/m dBuV/m dBuV dB/m dB dB cm deg 1 2389.80 41.31 54.00 -12.69 39.31 30.78 5.36 34.14 400 187 AVERAGE	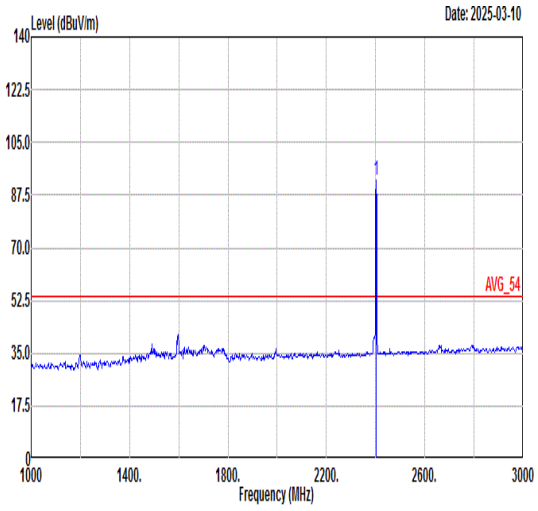 Freq Level Limit Line Margin (dB) Read Level Ant Factor Cable Loss Preamp Factor APos TPos Remark MHz dBuV/m dBuV/m dBuV dB/m dB dB cm deg 1 2402.00 92.34 ------ ------ 90.33 30.78 5.37 34.14 400 187 AVERAGE

Mode	131	
	Band Edge - L	
	802.11n HT40_CH38_5190MHz+ Bluetooth-LE_GSFK _CH00_2402MHz	
ANT	1+2	
Pol.	Horizontal	Fundamental
Peak	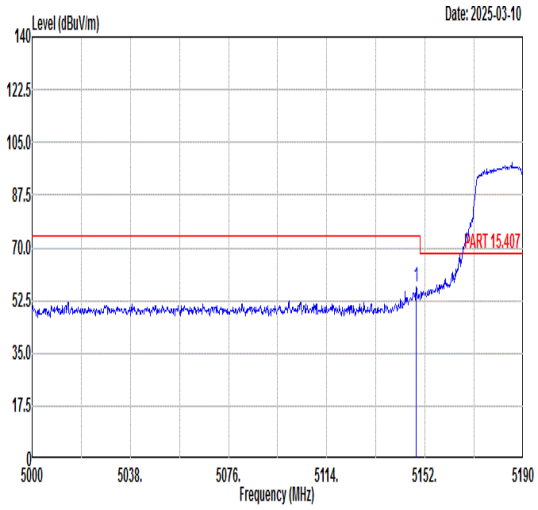 Freq Level Limit Line Margin (dB) Read Level Ant Factor Cable Loss Preamp Factor APos TPos Remark 1 5148.58 56.88 74.00 -17.12 45.24 36.58 8.53 33.47 200 318 PEAK	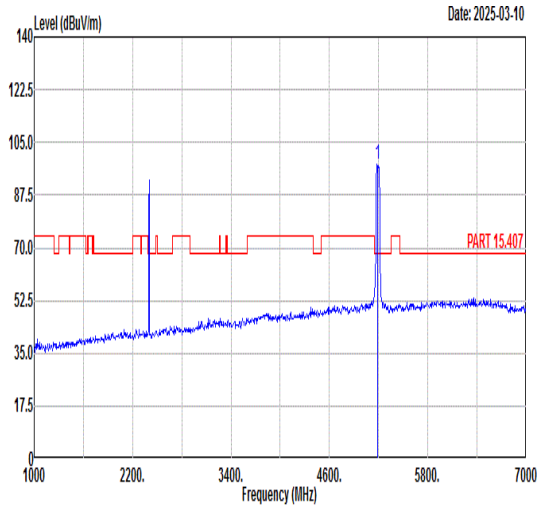 Freq Level Limit Line Margin (dB) Read Level Ant Factor Cable Loss Preamp Factor APos TPos Remark 1 5190.00 97.69 ------ ------ 86.01 36.55 8.59 33.46 200 318 PEAK
Avg	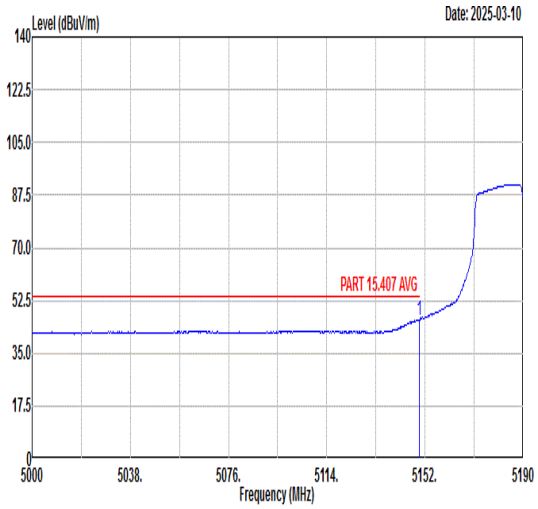 Freq Level Limit Line Margin (dB) Read Level Ant Factor Cable Loss Preamp Factor APos TPos Remark 1 5149.91 46.17 54.00 -7.83 34.52 36.58 8.54 33.47 200 318 AVERAGE	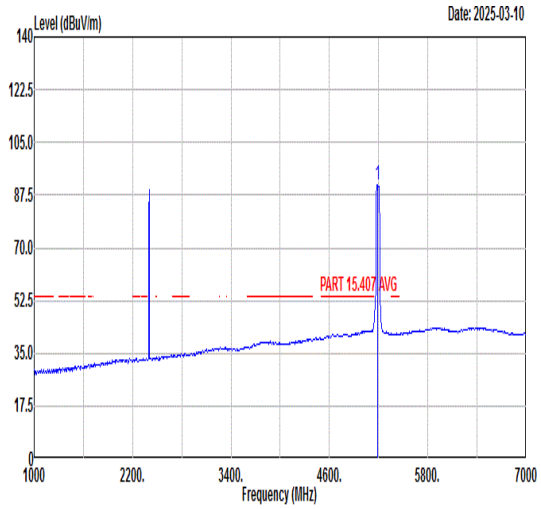 Freq Level Limit Line Margin (dB) Read Level Ant Factor Cable Loss Preamp Factor APos TPos Remark 1 5190.00 90.86 ------ ------ 79.16 36.55 8.61 33.46 200 318 AVERAGE

Remark: All signals exceeding the limit are fundamental frequency signals and can be ignored.

Mode	131	
	Band Edge - R	
	802.11n HT40_CH38_5190MHz+ Bluetooth-LE_GSFK _CH00_2402MHz	
ANT	1+2	
Pol.	Horizontal	Fundamental
Peak	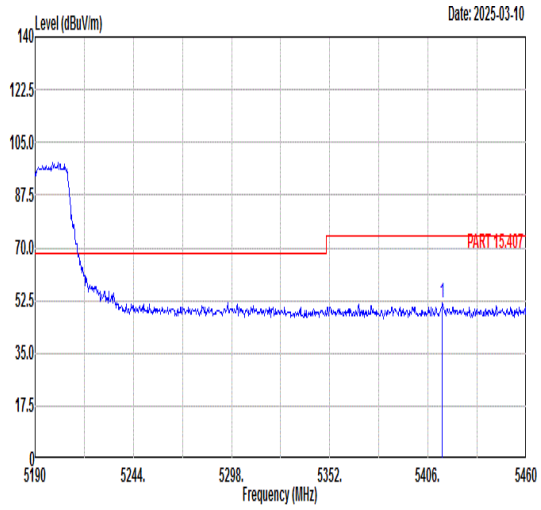 Freq Level Limit Line Margin (dB) Read Level Ant Factor Cable Loss Preamp Factor APos TPos Remark MHz dBuV/m dBuV/m dBuV dB/m dB dB cm deg 1 5413.83 51.63 74.00 -22.37 39.02 36.37 9.66 33.42 200 318 PEAK	Blank
Avg	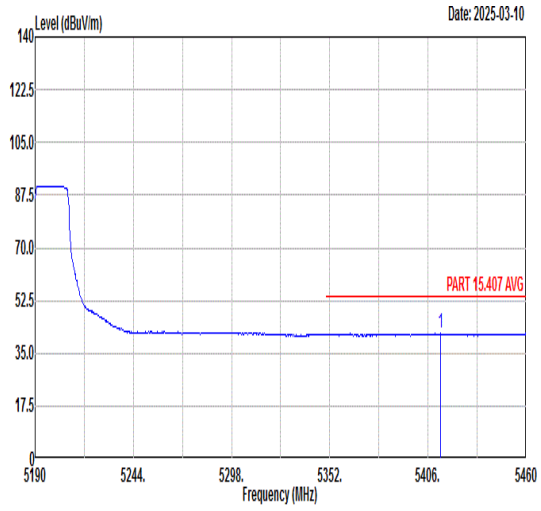 Freq Level Limit Line Margin (dB) Read Level Ant Factor Cable Loss Preamp Factor APos TPos Remark MHz dBuV/m dBuV/m dBuV dB/m dB dB cm deg 1 5413.02 41.60 54.00 -12.40 28.99 36.37 9.66 33.42 200 318 AVERAGE	Blank

Mode	131	
	Band Edge - L	
	802.11n HT40_CH38_5190MHz+ Bluetooth-LE_GSFK _CH00_2402MHz	
ANT	1+2	
Pol.	Vertical	Fundamental
Peak	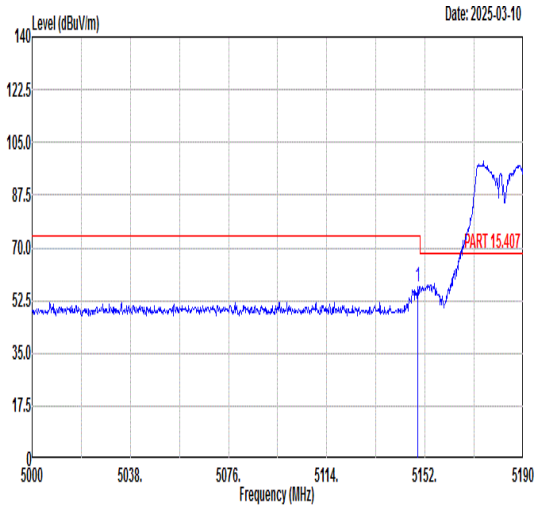 Freq Level Limit Line Margin (dB) Read Level Ant Factor Cable Loss Preamp Factor APos TPos Remark MHz dBuV/m dBuV/m dBuV dB/m dB dB cm deg 1 5149.15 57.08 74.00 -16.92 45.44 36.58 8.53 33.47 199 173 PEAK	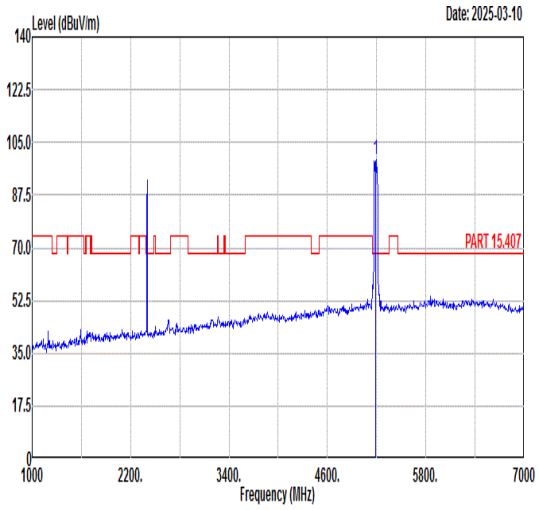 Freq Level Limit Line Margin (dB) Read Level Ant Factor Cable Loss Preamp Factor APos TPos Remark MHz dBuV/m dBuV/m dBuV dB/m dB dB cm deg 1 5190.00 99.08 ------ ------ 87.38 36.54 8.62 33.46 199 173 PEAK
Avg	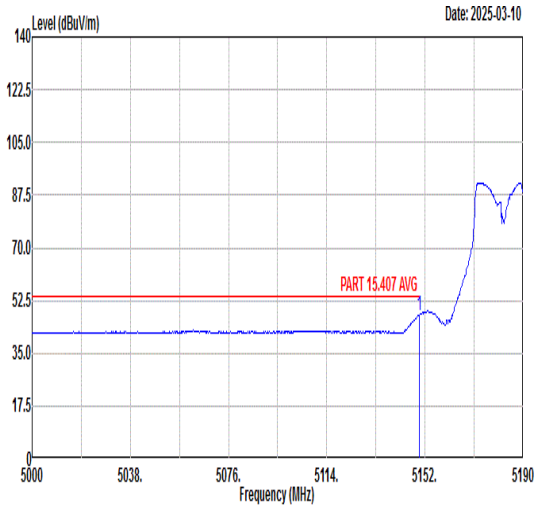 Freq Level Limit Line Margin (dB) Read Level Ant Factor Cable Loss Preamp Factor APos TPos Remark MHz dBuV/m dBuV/m dBuV dB/m dB dB cm deg 1 5149.91 47.78 54.00 -6.22 36.13 36.58 8.54 33.47 199 173 AVERAGE	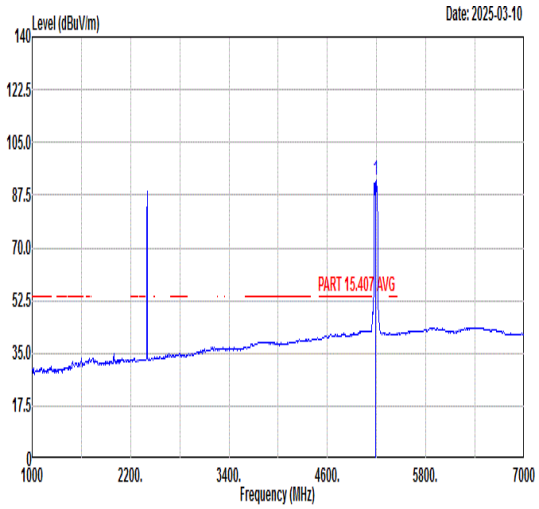 Freq Level Limit Line Margin (dB) Read Level Ant Factor Cable Loss Preamp Factor APos TPos Remark MHz dBuV/m dBuV/m dBuV dB/m dB dB cm deg 1 5190.00 92.59 ------ ------ 80.89 36.54 8.62 33.46 199 173 AVERAGE

Remark: All signals exceeding the limit are fundamental frequency signals and can be ignored.

Mode	131	
	Band Edge - R	
	802.11n HT40_CH38_5190MHz+ Bluetooth-LE_GSFK _CH00_2402MHz	
ANT	1+2	
Pol.	Vertical	Fundamental
Peak	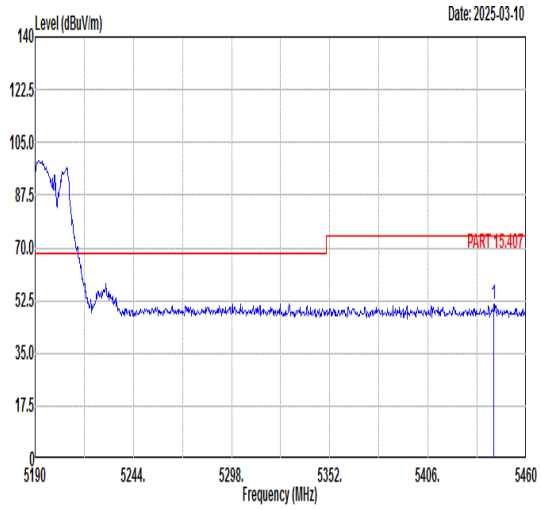 Freq Level Limit Line Margin (dB) Read Level Ant Factor Cable Loss Preamp Factor APos TPos Remark MHz dBuV/m dBuV/m dBuV dB/m dB dB cm deg 1 5442.18 51.16 74.00 -22.84 38.54 36.35 9.68 33.41 199 173 PEAK	Blank
Avg	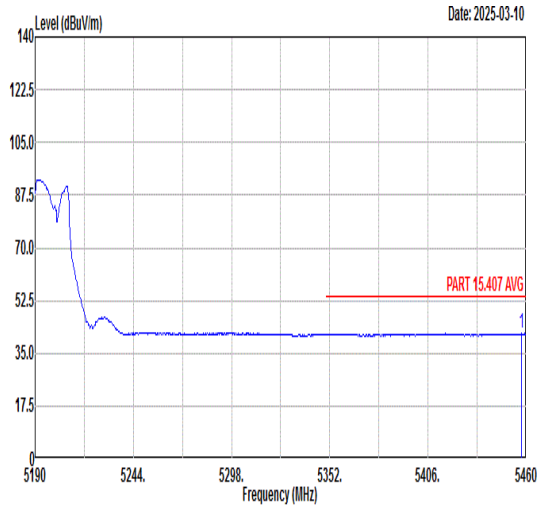 Freq Level Limit Line Margin (dB) Read Level Ant Factor Cable Loss Preamp Factor APos TPos Remark MHz dBuV/m dBuV/m dBuV dB/m dB dB cm deg 1 5457.30 41.61 54.00 -12.39 29.00 36.33 9.69 33.41 199 173 AVERAGE	Blank

Mode	131	
	Harmonic	
	802.11n HT40_CH38_5190MHz+ Bluetooth-LE_GSFK _CH00_2402MHz	
ANT	1+2	
Pol.	Horizontal	Vertical
Peak Avg	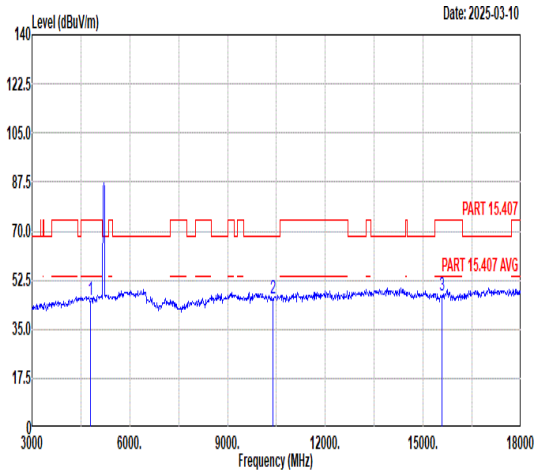 Freq Level Limit Line Margin Read Level Ant Factor Cable Loss Preamp Factor APos TPos Remark MHz dBuV/m dBuV/m dB dBuV dB/m dB dB cm deg 1 4804.00 45.63 74.00 -28.37 51.84 35.30 11.07 52.58 --- --- Peak 2 10380.00 46.15 68.30 -22.15 45.31 38.10 14.16 51.42 --- --- Peak 3 15570.00 46.88 74.00 -27.12 41.66 40.60 16.87 52.25 --- --- Peak	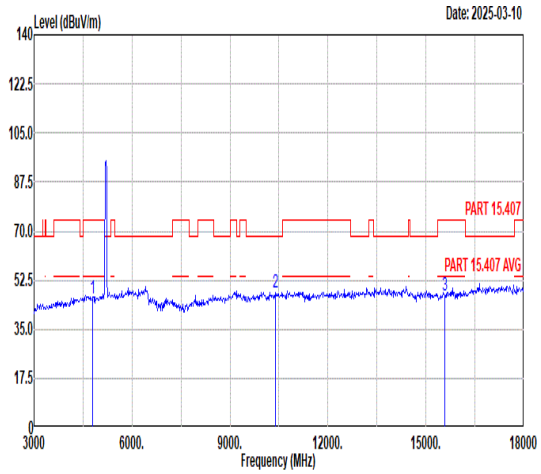 Freq Level Limit Line Margin Read Level Ant Factor Cable Loss Preamp Factor APos TPos Remark MHz dBuV/m dBuV/m dB dBuV dB/m dB dB cm deg 1 4804.00 45.96 74.00 -28.04 52.17 35.30 11.07 52.58 --- --- Peak 2 10380.00 47.85 68.30 -20.45 47.01 38.10 14.16 51.42 --- --- Peak 3 15570.00 47.20 74.00 -26.80 41.98 40.60 16.87 52.25 --- --- Peak

Remark: All signals exceeding the limit are fundamental frequency signals and can be ignored.

Appendix D. Duty Cycle Plots

Band	Antenna	Duty Cycle(%)	T(ms)	1/T(kHz)	VBW Setting
802.11a	Ant 1+2	99.06	-	-	10Hz
802.11n HT20	Ant 1+2	99.63	-	-	10Hz
802.11n HT40	Ant 1+2	99.63	-	-	10Hz
802.11ac VHT80	Ant 1+2	99.63	-	-	10Hz
802.11ac VHT160	Ant 1+2	99.82	-	-	10Hz
802.11ax HE20	Ant 1+2	99.63	-	-	10Hz
802.11ax HE40	Ant 1+2	100	-	-	10Hz
802.11ax HE80	Ant 1+2	99.63	-	-	10Hz
802.11ax HE160	Ant 1+2	100	-	-	10Hz
802.11be EHT20	Ant 1+2	99.63	-	-	10Hz
802.11be EHT40	Ant 1+2	100	-	-	10Hz
802.11be EHT80	Ant 1+2	100	-	-	10Hz
802.11be EHT160	Ant 1+2	100	-	-	10Hz
802.11be EHT20 MRU	Ant 1+2	100	-	-	10Hz
802.11be EHT80 MRU	Ant 1+2	98.23	-	-	10Hz
802.11be EHT160 MRU	Ant 1+2	97.90	0.93	1.075	3KHz

802.11a

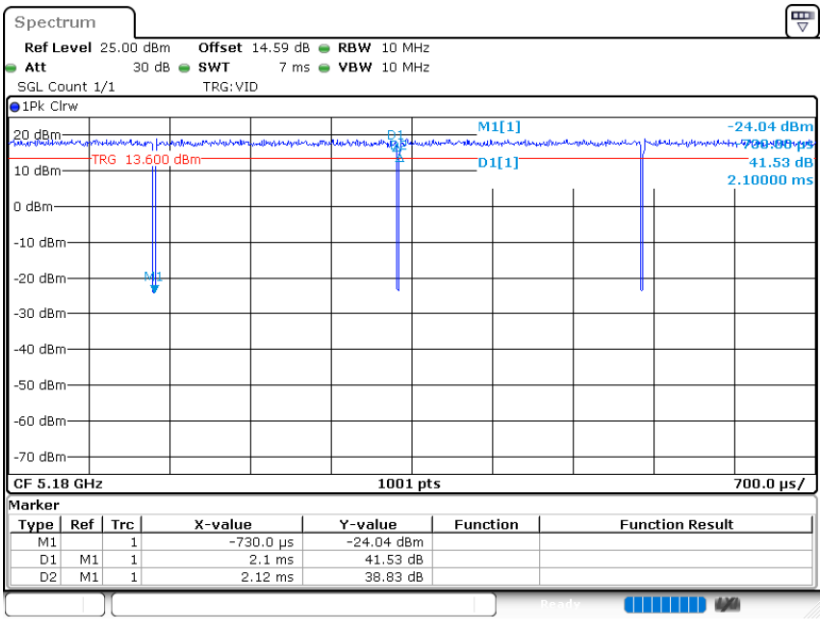

802.11n HT20

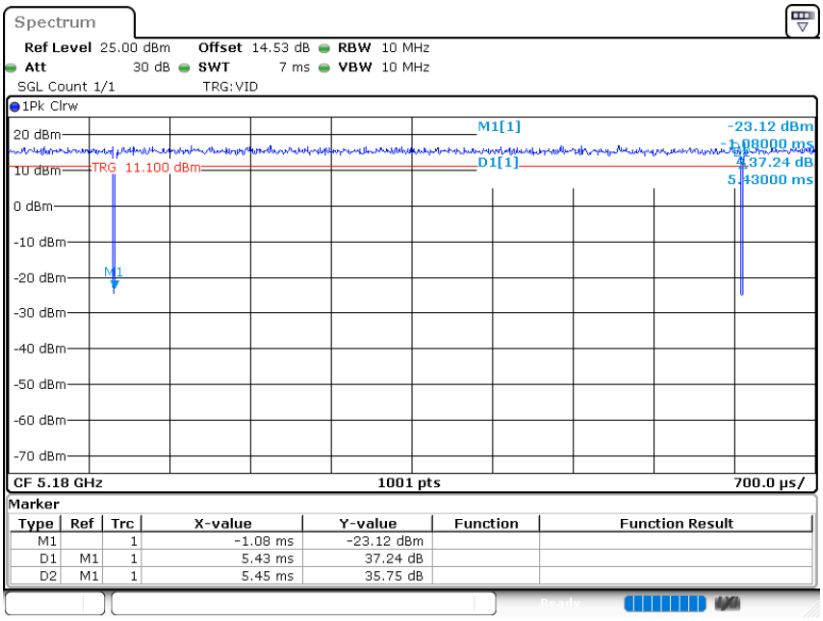

802.11n HT40

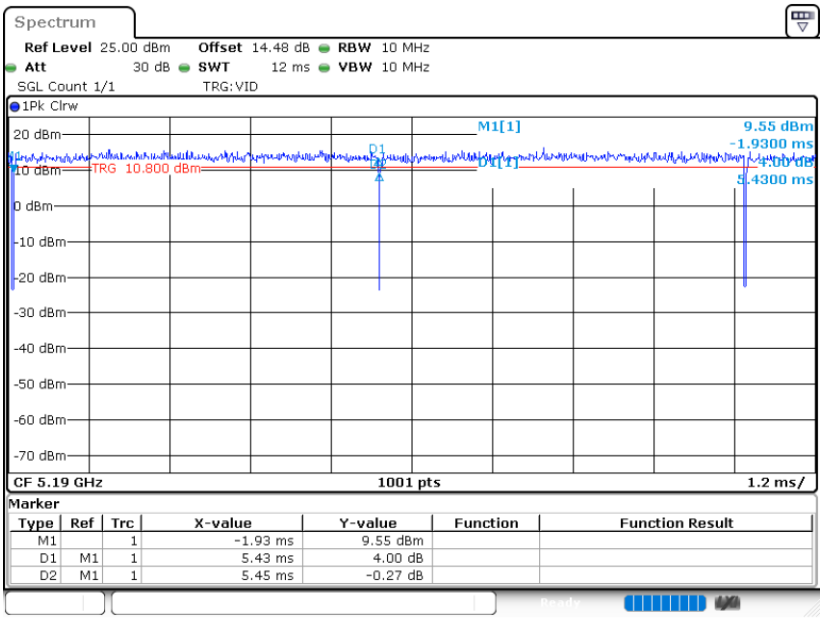

802.11ac VHT80

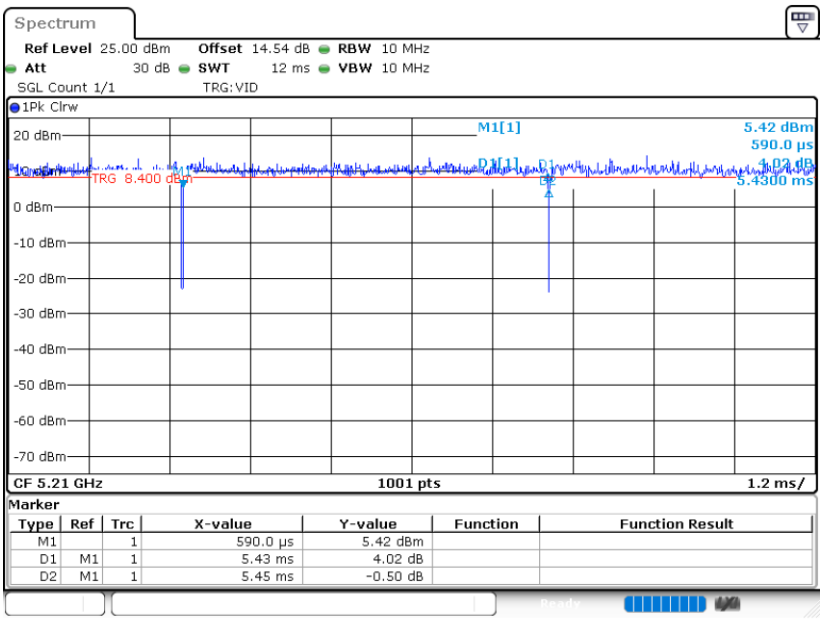

802.11ac VHT160

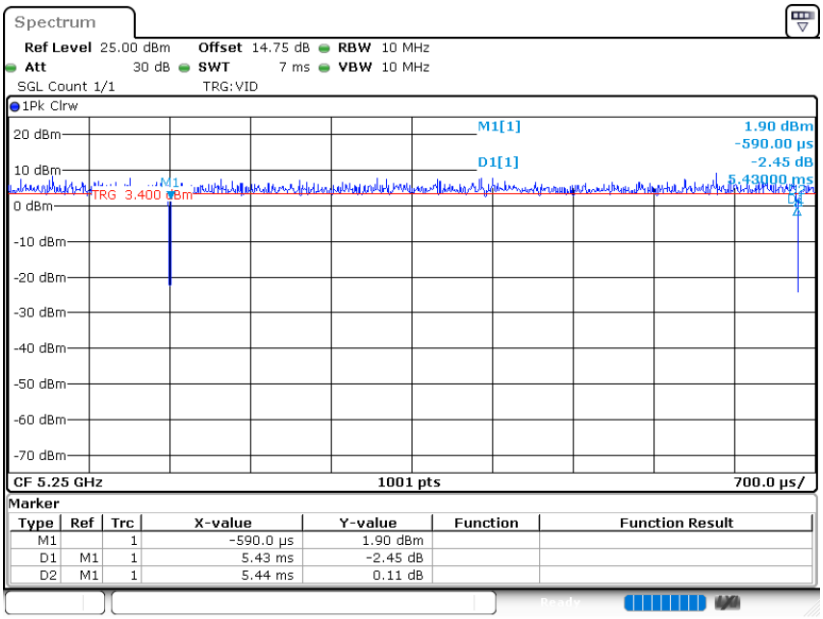

802.11ax HE20

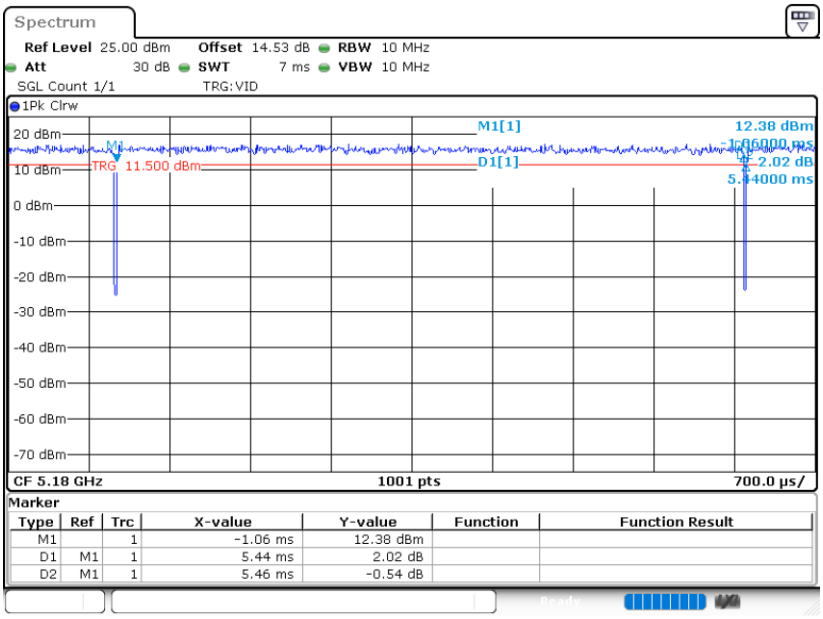

802.11ax HE40

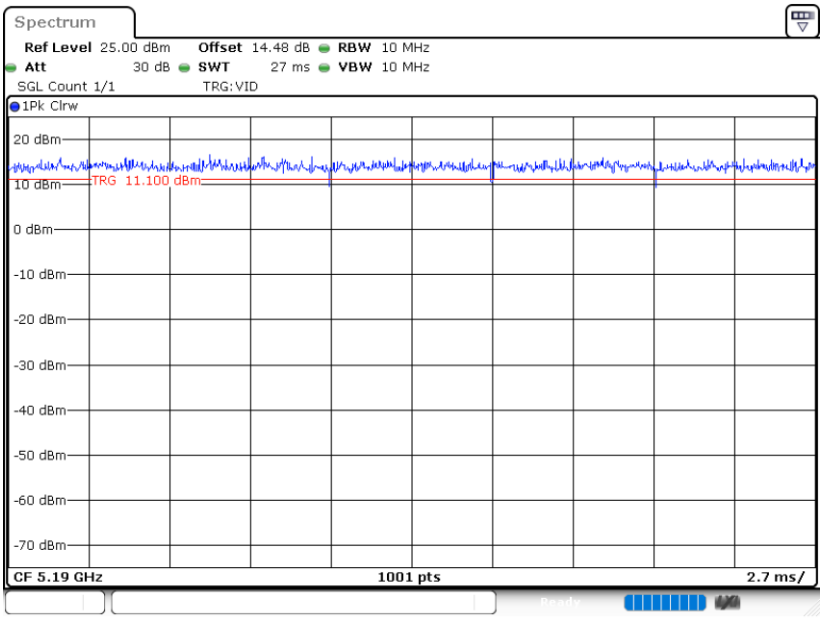

802.11ax HE80

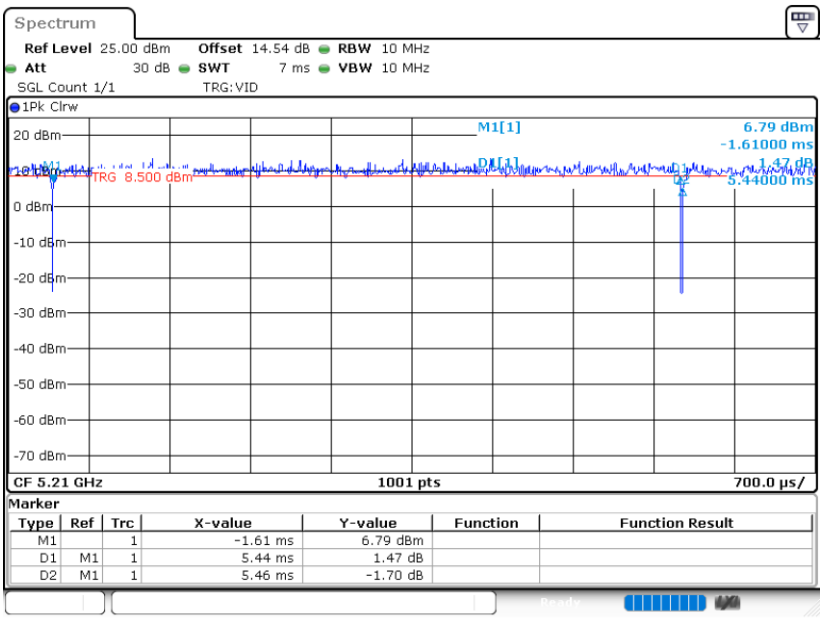

802.11ax HE160

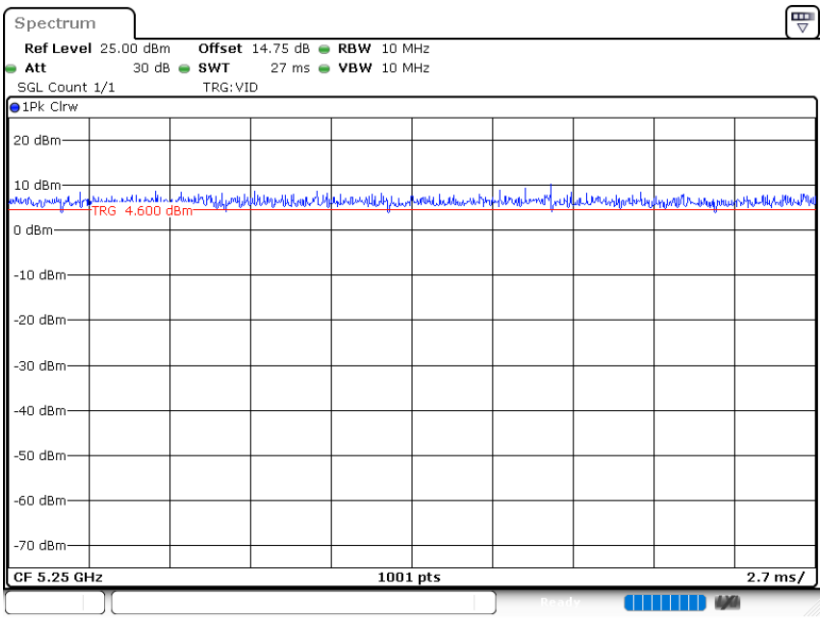

802.11be EHT20

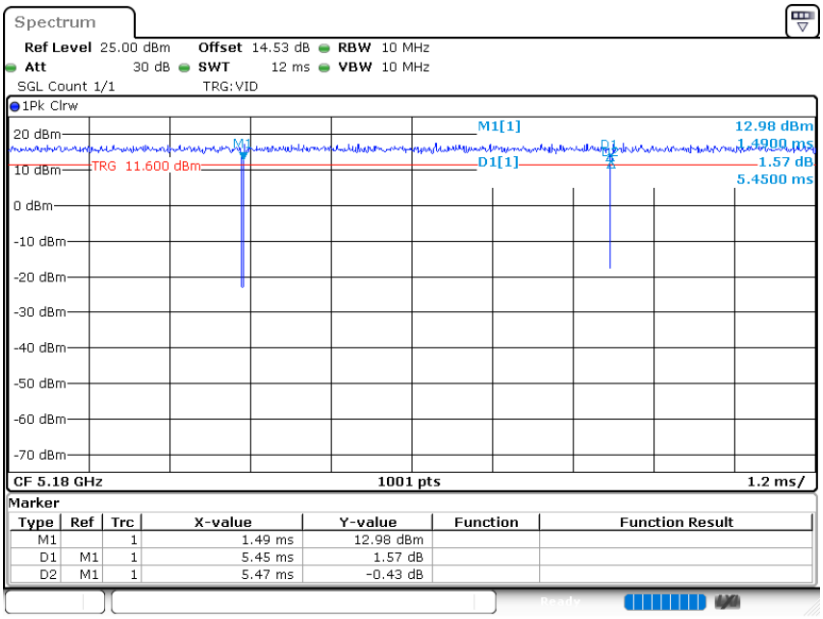

802.11be EHT40

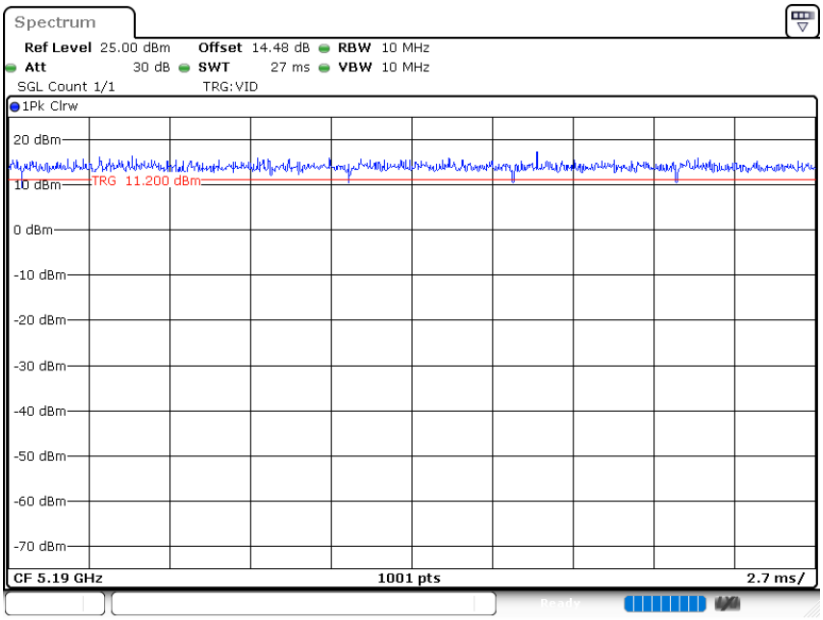

802.11be EHT80

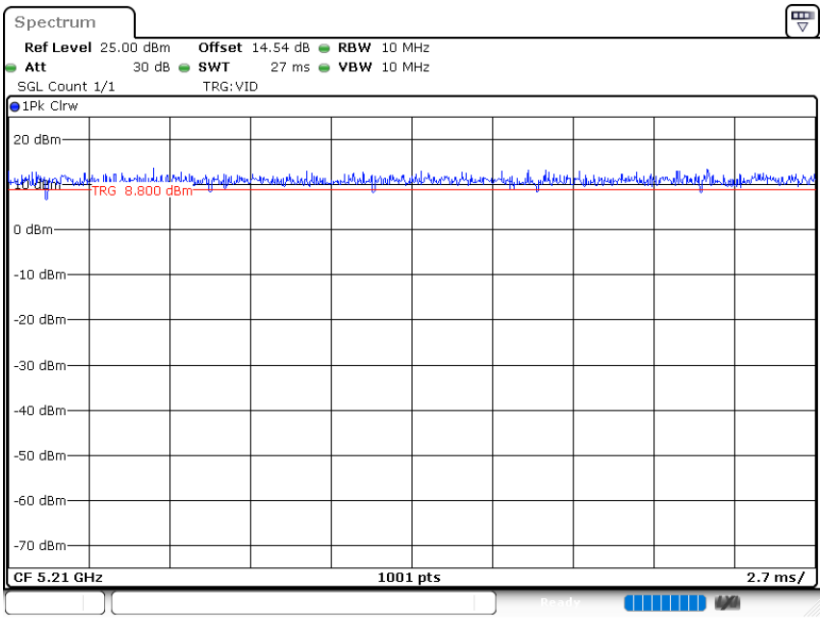

802.11be EHT160

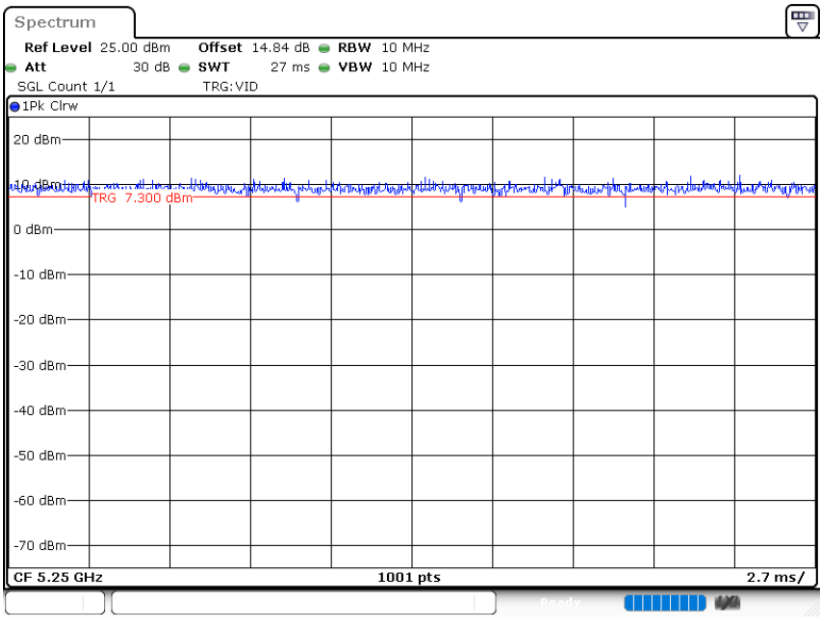

802.11be EHT20 MRU

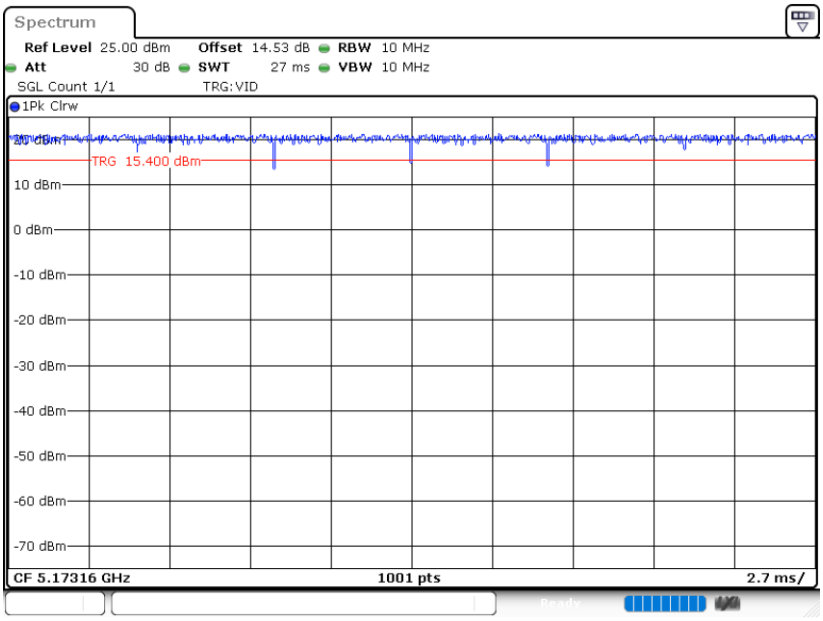

802.11be EHT80 MRU

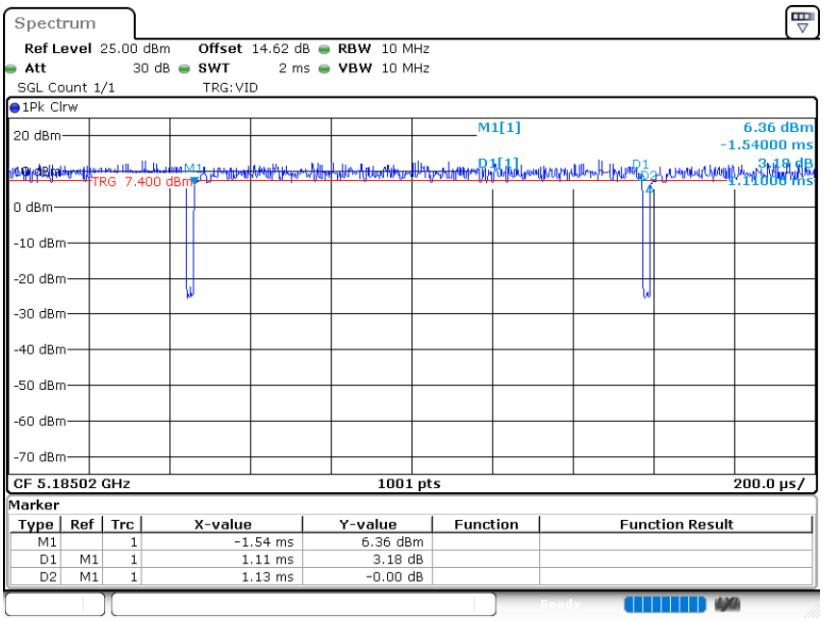
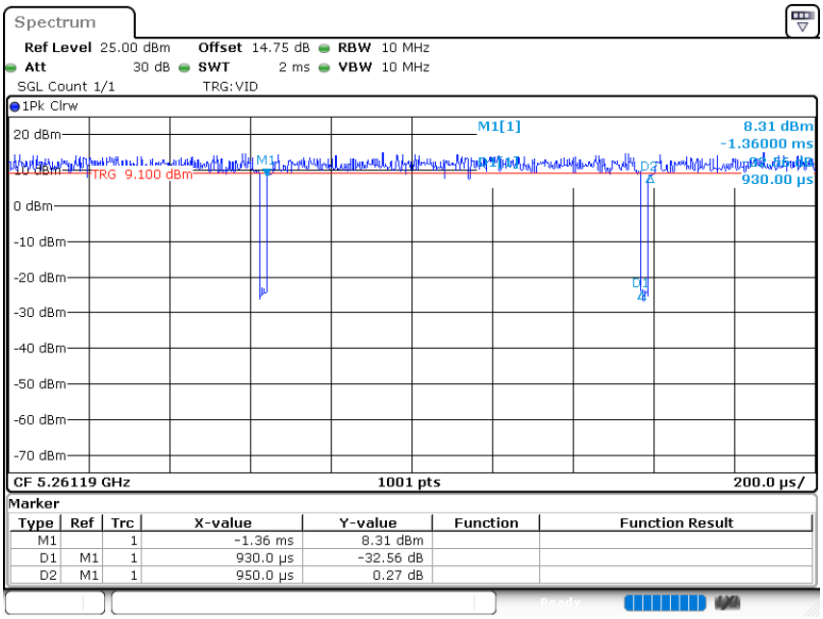
802.11be EHT160 MRU