

## RF Exposure report



The following samples were submitted and identified on behalf of the client as:

**Product Name** Notebook Computer  
**Brand Name** HP  
**Model No.** HSN-I46C  
**Applicant** HP Inc.  
1501 PAGE MILL ROAD PALO ALTO, CA 94304 USA  
**Standards** IEEE/ANSI C95.1-1992, IEEE 1528-2013  
**FCC ID** B94HNI46CPA  
**Date of EUT Receipt** Dec. 22, 2022  
**Date of Test(s)** Jan. 10, 2023 ~ Jan. 12, 2023  
**Date of Issue** Mar. 15, 2023

In the configuration tested, the EUT complied with the standards specified above.

**Remarks:**

This report details the results of the testing carried out on one sample, the results contained in this test report do not relate to other samples of the same product. The manufacturer should ensure that all products in series production are in conformity with the product sample detailed in this report.

This report may only be reproduced and distributed in full. If the product in this report is used in any configuration other than that detailed in the report, the manufacturer must ensure the new system complies with all relevant standards. Any mention of SGS Taiwan Ltd. Central RF Lab or testing done by SGS Taiwan Ltd. Central RF Lab in connection with distribution or use of the product described in this report must be approved by SGS Taiwan Ltd. Central RF Lab in writing.

**Signed on behalf of SGS**

Clerk / Cindy Chou	PM / Bond Tsai	Approved By / John Yeh

**Date: Mar. 15, 2023**

Unless otherwise stated the results shown in this test report refer only to the sample(s) tested and such sample(s) are retained for 90 days only.  
除非另有說明，此報告結果僅對測試之樣品負責，同時此樣品僅保留90天。本報告未經本公司書面許可，不可部份複製。

This document is issued by the Company subject to its General Conditions of Service printed overleaf, available on request or accessible at <http://www.sgs.com.tw/Terms-and-Conditions> and for electronic format documents, subject to Terms and Conditions for Electronic Documents at <http://www.sgs.com.tw/Terms-and-Conditions>. Attention is drawn to the limitation of liability, indemnification and jurisdiction issues defined therein. Any holder of this document is advised that information contained hereon reflects the Company's findings at the time of its intervention only and within the limits of Client's instructions, if any. The Company's sole responsibility is to its Client and this document does not exonerate parties to a transaction from exercising all their rights and obligations under the transaction documents. This document cannot be reproduced except in full, without prior written approval of the Company. Any unauthorized alteration, forgery or falsification of the content or appearance of this document is unlawful and offenders may be prosecuted to the fullest extent of the law.

SGS Taiwan Ltd.

No.134,Wu Kung Road, New Taipei Industrial Park, Wuku District, New Taipei City, Taiwan/新北市五股區新北產業園區五工路 134 號

台灣檢驗科技股份有限公司

t (886-2) 2299-3279

f (886-2) 2298-0488

[www.sgs.com.tw](http://www.sgs.com.tw)

Member of SGS Group

## Revision History

Report Number	Revision	Description	Issue Date	Revised By	Remark
TESA2212000576E5	00	Initial creation of document	Feb. 20, 2023	Cindy Chou	*
TESA2212000576E5	01	Modify comment	Mar. 02, 2023	Cindy Chou	*
TESA2212000576E5	02	Modify comment	Mar. 03, 2023	Cindy Chou	*
TESA2212000576E5	03	Update Max SAR	Mar. 15, 2023	Cindy Chou	

**Note:**

1. The mark " \* " is the revised version of the report due to comments submitted by the certification.
2. WLAN module: AX211NGW measurements from module reports and worst-case measurements for SPLSR

Unless otherwise stated the results shown in this test report refer only to the sample(s) tested and such sample(s) are retained for 90 days only.  
除非另有說明，此報告結果僅對測試之樣品負責，同時此樣品僅保留90天。本報告未經本公司書面許可，不可部份複製。

This document is issued by the Company subject to its General Conditions of Service printed overleaf, available on request or accessible at <http://www.sgs.com.tw/Terms-and-Conditions> and for electronic format documents, subject to Terms and Conditions for Electronic Documents at <http://www.sgs.com.tw/Terms-and-Conditions>. Attention is drawn to the limitation of liability, indemnification and jurisdiction issues defined therein. Any holder of this document is advised that information contained hereon reflects the Company's findings at the time of its intervention only and within the limits of Client's instructions, if any. The Company's sole responsibility is to its Client and this document does not exonerate parties to a transaction from exercising all their rights and obligations under the transaction documents. This document cannot be reproduced except in full, without prior written approval of the Company. Any unauthorized alteration, forgery or falsification of the content or appearance of this document is unlawful and offenders may be prosecuted to the fullest extent of the law.

SGS Taiwan Ltd.

No.134,Wu Kung Road, New Taipei Industrial Park, Wuku District, New Taipei City, Taiwan/新北市五股區新北產業園區五工路 134 號

台灣檢驗科技股份有限公司

t (886-2) 2299-3279

f (886-2) 2298-0488

[www.sgs.com.tw](http://www.sgs.com.tw)

Member of SGS Group

## Contents

<b>1</b>	<b>GENERAL INFORMATION .....</b>	<b>4</b>
1.1	Test Methodology .....	4
1.2	Description of EUT.....	5
1.3	Maximum value .....	6
1.4	Antenna Information .....	7
<b>2</b>	<b>MEASUREMENT SYSTEM .....</b>	<b>8</b>
2.1	Test Facility .....	8
2.2	SAR System .....	9
<b>3</b>	<b>SAR SYSTEM VERIFICATION.....</b>	<b>12</b>
3.1	Tissue Simulating Liquid.....	12
3.2	Tissue Simulant Liquid measurement .....	12
3.3	Measurement results of Tissue Simulant Liquid.....	12
3.4	The composition of the tissue simulating liquid:.....	13
3.5	System check.....	13
3.6	System check results .....	14
<b>4</b>	<b>TEST CONFIGURATIONS .....</b>	<b>15</b>
4.1	Test Environment.....	15
4.2	Test Note.....	15
4.3	Test position.....	17
4.4	Power verification of device mode .....	19
4.5	Test limit .....	22
<b>5</b>	<b>MAXIMUM OUTPUT POWER .....</b>	<b>25</b>
5.1	GSM/GPRS/EDGE .....	25
5.2	FDD CAT.M1 .....	27
<b>6</b>	<b>SUMMARY OF RESULTS .....</b>	<b>39</b>
6.1	Decision rules .....	39
6.2	Summary of SAR Results.....	39
6.3	Reporting statements of conformity .....	43
6.4	Conclusion .....	43
<b>7</b>	<b>SIMULTANEOUS TRANSMISSION ANALYSIS.....</b>	<b>44</b>
7.1	Simultaneous Transmission Scenarios: .....	44
7.2	Estimated SAR calculation .....	45
7.3	SPLSR evaluation and analysis.....	45
7.4	Conclusion .....	60
<b>8</b>	<b>INSTRUMENTS LIST .....</b>	<b>61</b>
<b>9</b>	<b>UNCERTAINTY BUDGET .....</b>	<b>62</b>
<b>10</b>	<b>SAR MEASUREMENT RESULTS .....</b>	<b>63</b>
<b>11</b>	<b>SAR SYSTEM CHECK RESULTS.....</b>	<b>87</b>
<b>12</b>	<b>APPENDIXES .....</b>	<b>91</b>
12.1	SAR_Appendix A Photographs .....	91
12.2	SAR_Appendix B DAE & Probe Cal. Certificate .....	91
12.3	SAR_Appendix C Phantom Description & Dipole Cal. Certificate .....	91

Unless otherwise stated the results shown in this test report refer only to the sample(s) tested and such sample(s) are retained for 90 days only.  
除非另有說明，此報告結果僅對測試之樣品負責，同時此樣品僅保留90天。本報告未經本公司書面許可，不可部份複製。

This document is issued by the Company subject to its General Conditions of Service printed overleaf, available on request or accessible at <http://www.sgs.com.tw/Terms-and-Conditions> and for electronic format documents, subject to Terms and Conditions for Electronic Documents at <http://www.sgs.com.tw/Terms-and-Conditions>. Attention is drawn to the limitation of liability, indemnification and jurisdiction issues defined therein. Any holder of this document is advised that information contained hereon reflects the Company's findings at the time of its intervention only and within the limits of Client's instructions, if any. The Company's sole responsibility is to its Client and this document does not exonerate parties to a transaction from exercising all their rights and obligations under the transaction documents. This document cannot be reproduced except in full, without prior written approval of the Company. Any unauthorized alteration, forgery or falsification of the content or appearance of this document is unlawful and offenders may be prosecuted to the fullest extent of the law.

## 1 GENERAL INFORMATION

### 1.1 Test Methodology

The SAR testing method and procedure for this device is in accordance with the following standards:

IEEE/ANSI C95.1-1992

IEEE 1528-2013

KDB447498D01v06

KDB865664D01v01r04

KDB865664D02v01r02

KDB616217D04v01r02

KDB941225D01v03r01

KDB941225D05v02r05

Unless otherwise stated the results shown in this test report refer only to the sample(s) tested and such sample(s) are retained for 90 days only.

除非另有說明，此報告結果僅對測試之樣品負責，同時此樣品僅保留90天。本報告未經本公司書面許可，不可部份複製。

This document is issued by the Company subject to its General Conditions of Service printed overleaf, available on request or accessible at <http://www.sgs.com.tw/Terms-and-Conditions> and for electronic format documents, subject to Terms and Conditions for Electronic Documents at <http://www.sgs.com.tw/Terms-and-Conditions>. Attention is drawn to the limitation of liability, indemnification and jurisdiction issues defined therein. Any holder of this document is advised that information contained hereon reflects the Company's findings at the time of its intervention only and within the limits of Client's instructions, if any. The Company's sole responsibility is to its Client and this document does not exonerate parties to a transaction from exercising all their rights and obligations under the transaction documents. This document cannot be reproduced except in full, without prior written approval of the Company. Any unauthorized alteration, forgery or falsification of the content or appearance of this document is unlawful and offenders may be prosecuted to the fullest extent of the law.

SGS Taiwan Ltd.

No.134,Wu Kung Road, New Taipei Industrial Park, Wuku District, New Taipei City, Taiwan/新北市五股區新北產業園區五工路 134 號

台灣檢驗科技股份有限公司

t (886-2) 2299-3279

f (886-2) 2298-0488

[www.sgs.com.tw](http://www.sgs.com.tw)

Member of SGS Group

## 1.2 Description of EUT

Product Name	Notebook Computer	
Brand Name	HP	
Model No.	HSN-I46C	
FCC ID	B94HNI46CPA	
Integrated WWAN Module	Brand Name: Fibocom Model Name: FB520	
Integrated WLAN Module	Brand Name : Intel® Wi-Fi 6E AX211 Model Name : AX211NGW	
Duty Cycle	GSM (DTM multi class B)	1/8.3
	GPRS (support multi class 12 max)	1/2 (1Dn4UP) 1/2.76 (1Dn3UP) 1/4.1 (1Dn2UP) 1/8.3 (1Dn1UP)
	EDGE (support multi class 12 max)	1/2 (1Dn4UP) 1/2.76 (1Dn3UP) 1/4.1 (1Dn2UP) 1/8.3 (1Dn1UP)
	CAT.M1 FDD	30%
Supported radios (TX Frequency Range, MHz)	GSM850	824-849
	GSM1900	1850-1910
	CAT.M1 FDD Band 2	1850-1910
	CAT.M1 FDD Band 4	1710-1755
	CAT.M1 FDD Band 5	824-849
	CAT.M1 FDD Band 12	699-716
	CAT.M1 FDD Band 13	777-787
	CAT.M1 FDD Band 14	788-798
	CAT.M1 FDD Band 25	1850-1915
	CAT.M1 FDD Band 26	814-849
	CAT.M1 FDD Band 66	1710-1780
	CAT.M1 FDD Band 85	698-716

Unless otherwise stated the results shown in this test report refer only to the sample(s) tested and such sample(s) are retained for 90 days only.

除非另有說明，此報告結果僅對測試之樣品負責，同時此樣品僅保留90天。本報告未經本公司書面許可，不可部份複製。

This document is issued by the Company subject to its General Conditions of Service printed overleaf, available on request or accessible at <http://www.sgs.com.tw/Terms-and-Conditions> and for electronic format documents, subject to Terms and Conditions for Electronic Documents at <http://www.sgs.com.tw/Terms-and-Conditions>. Attention is drawn to the limitation of liability, indemnification and jurisdiction issues defined therein. Any holder of this document is advised that information contained hereon reflects the Company's findings at the time of its intervention only and within the limits of Client's instructions, if any. The Company's sole responsibility is to its Client and this document does not exonerate parties to a transaction from exercising all their rights and obligations under the transaction documents. This document cannot be reproduced except in full, without prior written approval of the Company. Any unauthorized alteration, forgery or falsification of the content or appearance of this document is unlawful and offenders may be prosecuted to the fullest extent of the law.

### 1.3 Maximum value

#### Vendor 1

Equipment Class	Frequency Band		Highest SAR Summary	Highest Simultaneous Transmission 1g SAR (W/kg)
			Body (Separation 0mm)	
			1g SAR (W/kg)	
Licensed	GSM	GSM850	1.19	1.53
		GSM1900	1.13	
	LTE	LTE Band 2	0.74	
		LTE Band 4	0.95	
		LTE Band 5	0.26	
		LTE Band 12	0.33	
		LTE Band 13	0.36	
		LTE Band 14	0.34	
		LTE Band 25	0.75	
		LTE Band 26_FCC	0.29	
		LTE Band 26_IC	0.26	
		LTE Band 66	0.99	
		LTE Band 85	0.29	
DTS	WLAN	2.4GHz WLAN	1.17	
NII		5GHz WLAN	0.76	
WiFi6E		6-7GHz WLAN	0.98	
DSS	2.4GHz Band	Bluetooth	0.22	

#### Vendor 2

Equipment Class	Frequency Band		Highest SAR Summary	Highest Simultaneous Transmission 1g SAR (W/kg)
			Body (Separation 0mm)	
			1g SAR (W/kg)	
Licensed	GSM	GSM850	1.17	1.51
		GSM1900	1.07	
	LTE	LTE Band 2	1.09	
		LTE Band 4	0.70	
		LTE Band 5	0.30	
		LTE Band 12	0.34	
		LTE Band 13	0.31	
		LTE Band 14	0.29	
		LTE Band 25	1.13	
		LTE Band 26_FCC	0.32	
		LTE Band 26_IC	0.29	
		LTE Band 66	0.74	
		LTE Band 85	0.32	
DTS	WLAN	2.4GHz WLAN	1.17	
NII		5GHz WLAN	0.76	
WiFi6E		6-7GHz WLAN	0.98	
DSS	2.4GHz Band	Bluetooth	0.22	

Unless otherwise stated the results shown in this test report refer only to the sample(s) tested and such sample(s) are retained for 90 days only.

除非另有說明，此報告結果僅對測試之樣品負責，同時此樣品僅保留90天。本報告未經本公司書面許可，不可部份複製。

This document is issued by the Company subject to its General Conditions of Service printed overleaf, available on request or accessible at <http://www.sgs.com.tw/Terms-and-Conditions> and for electronic format documents, subject to Terms and Conditions for Electronic Documents at <http://www.sgs.com.tw/Terms-and-Conditions>. Attention is drawn to the limitation of liability, indemnification and jurisdiction issues defined therein. Any holder of this document is advised that information contained hereon reflects the Company's findings at the time of its intervention only and within the limits of Client's instructions, if any. The Company's sole responsibility is to its Client and this document does not exonerate parties to a transaction from exercising all their rights and obligations under the transaction documents. This document cannot be reproduced except in full, without prior written approval of the Company. Any unauthorized alteration, forgery or falsification of the content or appearance of this document is unlawful and offenders may be prosecuted to the fullest extent of the law.

SGS Taiwan Ltd.

No.134,Wu Kung Road, New Taipei Industrial Park, Wuku District, New Taipei City, Taiwan/新北市五股區新北產業園區五工路 134 號

台灣檢驗科技股份有限公司

t (886-2) 2299-3279

f (886-2) 2298-0488

www.sgs.com.tw

Member of SGS Group

## 1.4 Antenna Information

Laptop mode WWAN

Vendor	Vendor 2				
Antenna	WWAN				
Part Number	6036B0313201(0-3302700850)				
Frequency(MHz)	698-798	802~862	880~915	1710~1785	1850~1980
Gain (dBi)	0.05	-0.74	-1.75	-1.30	1.17

Laptop mode WWAN

Vendor	Vendor 1				
Antenna	WWAN				
Part Number	6036B0312701(81ELA215.G10)				
Frequency(MHz)	698-798	802~862	880~915	1710~1785	1850~1980
Gain (dBi)	1.98	-1.07	-0.35	1.73	2.13

Tablet mode WWAN

Vendor	Vendor 2				
Antenna	WWAN				
Part Number	6036B0313201(0-3302700850)				
Frequency(MHz)	698-798	802~862	880~915	1710~1785	1850~1980
Gain (dBi)	-2.08	-2.23	-3.42	-1.99	-1.57

Tablet mode WWAN

Vendor	Vendor 1				
Antenna	WWAN				
Part Number	6036B0312701(81ELA215.G10)				
Frequency(MHz)	698-798	802~862	880~915	1710~1785	1920~1980
Gain (dBi)	1.35	0.07	-0.73	0.08	1.49

Note: Antenna information is provided by the applicant.

Unless otherwise stated the results shown in this test report refer only to the sample(s) tested and such sample(s) are retained for 90 days only.  
除非另有說明，此報告結果僅對測試之樣品負責，同時此樣品僅保留90天。本報告未經本公司書面許可，不可部份複製。

This document is issued by the Company subject to its General Conditions of Service printed overleaf, available on request or accessible at <http://www.sgs.com.tw/Terms-and-Conditions> and for electronic format documents, subject to Terms and Conditions for Electronic Documents at <http://www.sgs.com.tw/Terms-and-Conditions>. Attention is drawn to the limitation of liability, indemnification and jurisdiction issues defined therein. Any holder of this document is advised that information contained hereon reflects the Company's findings at the time of its intervention only and within the limits of Client's instructions, if any. The Company's sole responsibility is to its Client and this document does not exonerate parties to a transaction from exercising all their rights and obligations under the transaction documents. This document cannot be reproduced except in full, without prior written approval of the Company. Any unauthorized alteration, forgery or falsification of the content or appearance of this document is unlawful and offenders may be prosecuted to the fullest extent of the law.

SGS Taiwan Ltd.

No.134,Wu Kung Road, New Taipei Industrial Park, Wuku District, New Taipei City, Taiwan/新北市五股區新北產業園區五工路 134 號

台灣檢驗科技股份有限公司

t (886-2) 2299-3279

f (886-2) 2298-0488

www.sgs.com.tw

Member of SGS Group

## 2 MEASUREMENT SYSTEM

### 2.1 Test Facility

Laboratory	Test Site Address	Test Site Name	FCC Designation number	IC CAB identifier
SGS Taiwan Ltd. Central RF Lab. (TAF code 3702)	No. 2, Keji 1st Rd., Guishan Township, Taoyuan County, 33383, Taiwan	SAR 1	TW0028	TW3702

**Note:** Test site name is remarked on the equipment list in each section of this report as an indication where measurements occurred in specific test site and address.

Unless otherwise stated the results shown in this test report refer only to the sample(s) tested and such sample(s) are retained for 90 days only.

除非另有說明，此報告結果僅對測試之樣品負責，同時此樣品僅保留90天。本報告未經本公司書面許可，不可部份複製。

This document is issued by the Company subject to its General Conditions of Service printed overleaf, available on request or accessible at <http://www.sgs.com.tw/Terms-and-Conditions> and for electronic format documents, subject to Terms and Conditions for Electronic Documents at <http://www.sgs.com.tw/Terms-and-Conditions>. Attention is drawn to the limitation of liability, indemnification and jurisdiction issues defined therein. Any holder of this document is advised that information contained hereon reflects the Company's findings at the time of its intervention only and within the limits of Client's instructions, if any. The Company's sole responsibility is to its Client and this document does not exonerate parties to a transaction from exercising all their rights and obligations under the transaction documents. This document cannot be reproduced except in full, without prior written approval of the Company. Any unauthorized alteration, forgery or falsification of the content or appearance of this document is unlawful and offenders may be prosecuted to the fullest extent of the law.

SGS Taiwan Ltd.

No.134,Wu Kung Road, New Taipei Industrial Park, Wuku District, New Taipei City, Taiwan/新北市五股區新北產業園區五工路 134 號

台灣檢驗科技股份有限公司

t (886-2) 2299-3279

f (886-2) 2298-0488

[www.sgs.com.tw](http://www.sgs.com.tw)

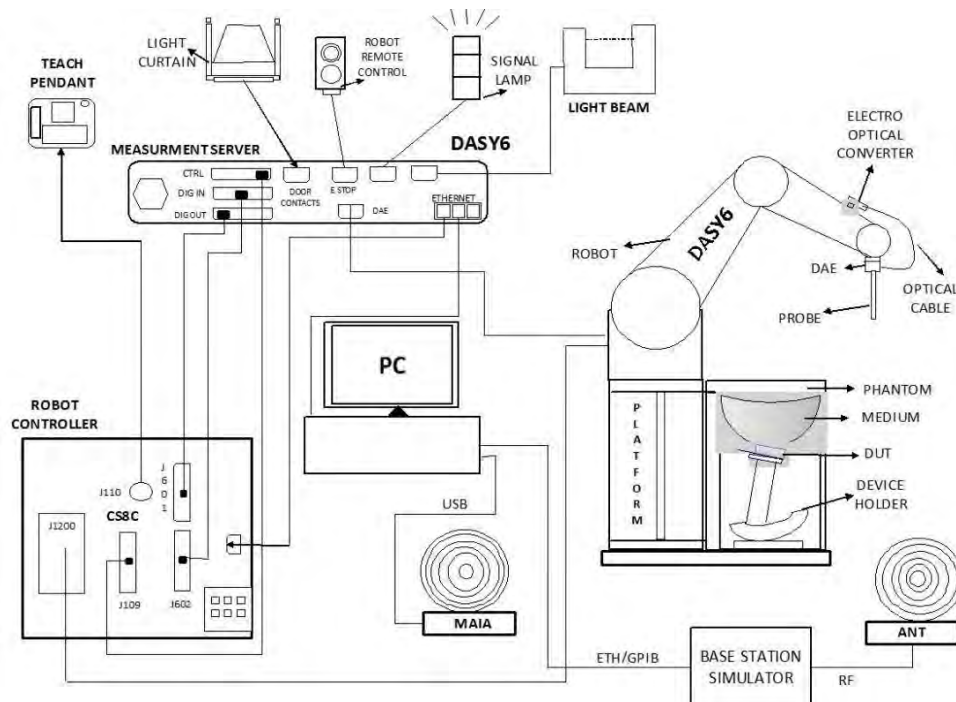
Member of SGS Group



## 2.2 SAR System

### Block Diagram (DASY6)

The DASY system used for performing compliance tests consists of the following items:



- A standard high precision 6-axis robot with controller, teach pendant and software. An arm extension for accommodating the data acquisition electronics (DAE).
- An isotropic field probe optimized and calibrated for the targeted measurement.
- A data acquisition electronics (DAE) which performs the signal amplification, signal multiplexing, AD-conversion, offset measurements, mechanical surface detection, collision detection, etc. The unit is battery powered with standard or rechargeable batteries. The signal is optically transmitted to the EOC.
- The Electro-optical converter (EOC) performs the conversion from optical to electrical signals for the digital communication to the DAE. To use optical surface detection, a special version of the EOC is required. The EOC signal is transmitted to the measurement server.
- The function of the measurement server is to perform the time critical tasks such as signal filtering, control of the robot operation and fast movement interrupts.
- The Light Beam used is for probe alignment. This improves the (absolute) accuracy of the probe positioning.
- A computer running Windows 10 and the DASY6 software.
- Remote control and teach pendant as well as additional circuitry for robot safety such as warning lamps, etc.
- The phantom, the device holder and other accessories according to the targeted measurement.

Unless otherwise stated the results shown in this test report refer only to the sample(s) tested and such sample(s) are retained for 90 days only.

除非另有說明，此報告結果僅對測試之樣品負責，同時此樣品僅保留90天。本報告未經本公司書面許可，不可部份複製。

This document is issued by the Company subject to its General Conditions of Service printed overleaf, available on request or accessible at <http://www.sgs.com.tw/Terms-and-Conditions> and for electronic format documents, subject to Terms and Conditions for Electronic Documents at <http://www.sgs.com.tw/Terms-and-Conditions>. Attention is drawn to the limitation of liability, indemnification and jurisdiction issues defined therein. Any holder of this document is advised that information contained hereon reflects the Company's findings at the time of its intervention only and within the limits of Client's instructions, if any. The Company's sole responsibility is to its Client and this document does not exonerate parties to a transaction from exercising all their rights and obligations under the transaction documents. This document cannot be reproduced except in full, without prior written approval of the Company. Any unauthorized alteration, forgery or falsification of the content or appearance of this document is unlawful and offenders may be prosecuted to the fullest extent of the law.

SGS Taiwan Ltd.

No.134,Wu Kung Road, New Taipei Industrial Park, Wuku District, New Taipei City, Taiwan/新北市五股區新北產業園區五工路 134 號

台灣檢驗科技股份有限公司


t (886-2) 2299-3279

f (886-2) 2298-0488

www.sgs.com.tw

Member of SGS Group

## EX3DV4 E-Field Probe

Construction	Symmetrical design with triangular core Built-in shielding against static charges PEEK enclosure material (resistant to organic solvents, e.g., DGBE)		
Calibration	Basic Broad Band Calibration in air Conversion Factors (CF) for HSL 750/835/1750/1900 MHz Additional CF for other liquids and frequencies upon request		
Frequency	10 MHz to > 6 GHz		
Directivity	± 0.3 dB in HSL (rotation around probe axis) ± 0.5 dB in tissue material (rotation normal to probe axis)		
Dynamic Range	10 µW/g to > 100 mW/g Linearity: ± 0.2 dB (noise: typically < 1 µW/g)		
Dimensions	Tip diameter: 2.5 mm		
Application	High precision dosimetric measurements in any exposure scenario (e.g., very strong gradient fields). Only probe which enables compliance testing for frequencies up to 6 GHz with precision of better 30%.		

Unless otherwise stated the results shown in this test report refer only to the sample(s) tested and such sample(s) are retained for 90 days only.  
除非另有說明，此報告結果僅對測試之樣品負責，同時此樣品僅保留90天。本報告未經本公司書面許可，不可部份複製。

This document is issued by the Company subject to its General Conditions of Service printed overleaf, available on request or accessible at <http://www.sgs.com.tw/Terms-and-Conditions> and for electronic format documents, subject to Terms and Conditions for Electronic Documents at <http://www.sgs.com.tw/Terms-and-Conditions>. Attention is drawn to the limitation of liability, indemnification and jurisdiction issues defined therein. Any holder of this document is advised that information contained hereon reflects the Company's findings at the time of its intervention only and within the limits of Client's instructions, if any. The Company's sole responsibility is to its Client and this document does not exonerate parties to a transaction from exercising all their rights and obligations under the transaction documents. This document cannot be reproduced except in full, without prior written approval of the Company. Any unauthorized alteration, forgery or falsification of the content or appearance of this document is unlawful and offenders may be prosecuted to the fullest extent of the law.

SGS Taiwan Ltd.

No.134,Wu Kung Road, New Taipei Industrial Park, Wuku District, New Taipei City, Taiwan/新北市五股區新北產業園區五工路 134 號

台灣檢驗科技股份有限公司


t (886-2) 2299-3279

f (886-2) 2298-0488


[www.sgs.com.tw](http://www.sgs.com.tw)

Member of SGS Group

## PHANTOM (ELI)

Model	ELI	
Construction	The ELI phantom is used for compliance testing of handheld and body-mounted wireless devices in the frequency range of 30 MHz to 6 GHz. ELI is fully compatible with the IEC 62209-2 standard and all known tissue simulating liquids. ELI has been optimized regarding its performance and can be integrated into our standard phantom tables. A cover prevents evaporation of the liquid. Reference markings on the phantom allow installation of the complete setup, including all predefined phantom positions and measurement grids, by teaching three points. The phantom is compatible with all SPEAG dosimetric probes and dipoles.	
Shell Thickness	2 ± 0.2 mm	
Filling Volume	Approx. 30 liters	
Dimensions	Major axis: 600 mm Minor axis: 400 mm	

## DEVICE HOLDER (ELI)

Construction	The device holder (Supporter) for Notebook is made by POM (polyoxymethylene resin) , which is non-metal and non-conductive. The height can be adjusted to fit varies kind of notebooks.	
		Device Holder

Unless otherwise stated the results shown in this test report refer only to the sample(s) tested and such sample(s) are retained for 90 days only.  
除非另有說明，此報告結果僅對測試之樣品負責，同時此樣品僅保留90天。本報告未經本公司書面許可，不可部份複製。

This document is issued by the Company subject to its General Conditions of Service printed overleaf, available on request or accessible at <http://www.sgs.com.tw/Terms-and-Conditions> and for electronic format documents, subject to Terms and Conditions for Electronic Documents at <http://www.sgs.com.tw/Terms-and-Conditions>. Attention is drawn to the limitation of liability, indemnification and jurisdiction issues defined therein. Any holder of this document is advised that information contained hereon reflects the Company's findings at the time of its intervention only and within the limits of Client's instructions, if any. The Company's sole responsibility is to its Client and this document does not exonerate parties to a transaction from exercising all their rights and obligations under the transaction documents. This document cannot be reproduced except in full, without prior written approval of the Company. Any unauthorized alteration, forgery or falsification of the content or appearance of this document is unlawful and offenders may be prosecuted to the fullest extent of the law.

### 3 SAR SYSTEM VERIFICATION

#### 3.1 Tissue Simulating Liquid

For the measurement of the field distribution inside the SAM phantom with DASY, the phantom must be filled with homogeneous tissue simulating liquid. For head SAR testing, the liquid height from the ear reference point (ERP) of the phantom to the liquid top surface is larger than 15cm. For body SAR testing, the liquid height from the center of the flat phantom to the liquid top surface is larger than 15cm.

#### 3.2 Tissue Simulant Liquid measurement

The dielectric properties for this Head-simulant fluid were measured by using the SPEAG Dielectric Assessment Kit (DAKS-3.5)

All dielectric parameters of tissue simulates were measured within 24 hours of SAR measurements. The measured conductivity and permittivity are all within  $\pm 5\%$  of the target values.

#### 3.3 Measurement results of Tissue Simulant Liquid

Tissue Type	Measurement Date	Measured Frequency (MHz)	Target Dielectric Constant, $\epsilon_r$	Target Conductivity, $\sigma$ (S/m)	Measured Dielectric Constant, $\epsilon_r$	Measured Conductivity, $\sigma$ (S/m)	% dev $\epsilon_r$	% dev $\sigma$
Head	Jan, 10. 2023	700.5	42.164	0.887	43.116	0.909	2.26%	2.52%
		701.5	42.159	0.887	43.111	0.909	2.26%	2.53%
		707.0	42.129	0.887	43.085	0.910	2.27%	2.59%
		707.5	42.127	0.887	43.080	0.910	2.26%	2.60%
		713.5	42.095	0.888	43.049	0.911	2.27%	2.66%
		750.0	41.900	0.890	42.862	0.914	2.29%	2.71%
		779.5	41.761	0.893	42.706	0.918	2.26%	2.76%
		782.0	41.749	0.894	42.695	0.918	2.27%	2.75%
		784.5	41.738	0.894	42.680	0.919	2.26%	2.74%
		790.5	41.709	0.895	42.649	0.919	2.25%	2.71%
		793.0	41.698	0.895	42.638	0.919	2.26%	2.69%
		795.5	41.686	0.895	42.623	0.919	2.25%	2.67%
	Jan, 11. 2023	816.5	41.587	0.898	42.540	0.927	2.29%	3.23%
		824.2	41.551	0.899	42.515	0.930	2.32%	3.45%
		826.5	41.540	0.899	42.504	0.931	2.32%	3.55%
		831.5	41.516	0.900	42.486	0.933	2.33%	3.71%
		835.0	41.500	0.900	42.475	0.934	2.35%	3.79%
		836.5	41.500	0.902	42.467	0.935	2.33%	3.69%
		836.6	41.500	0.902	42.467	0.935	2.33%	3.68%
		846.5	41.500	0.912	42.431	0.939	2.24%	2.88%
		848.8	41.500	0.915	42.424	0.939	2.23%	2.68%
	Jan, 12. 2023	1712.5	40.125	1.350	41.057	1.399	2.32%	3.60%
		1732.5	40.096	1.361	41.026	1.411	2.32%	3.63%
		1745.0	40.079	1.369	41.007	1.418	2.32%	3.63%
		1750.0	40.071	1.371	40.999	1.421	2.31%	3.63%
		1752.5	40.068	1.373	40.994	1.423	2.31%	3.66%
		1777.5	40.032	1.387	40.955	1.438	2.30%	3.68%
		1850.2	40.000	1.400	40.920	1.456	2.30%	3.98%
		1852.5	40.000	1.400	40.920	1.456	2.30%	3.99%
		1880.0	40.000	1.400	40.920	1.457	2.30%	4.10%
		1882.5	40.000	1.400	40.920	1.457	2.30%	4.11%
		1900.0	40.000	1.400	40.920	1.458	2.30%	4.15%
		1907.5	40.000	1.400	40.920	1.458	2.30%	4.16%
		1909.8	40.000	1.400	40.920	1.458	2.30%	4.17%
		1912.5	40.000	1.400	40.920	1.458	2.30%	4.17%

Unless otherwise stated the results shown in this test report refer only to the sample(s) tested and such sample(s) are retained for 90 days only.

除非另有說明，此報告結果僅對測試之樣品負責，同時此樣品僅保留90天。本報告未經本公司書面許可，不可部份複製。

This document is issued by the Company subject to its General Conditions of Service printed overleaf, available on request or accessible at <http://www.sgs.com.tw/Terms-and-Conditions> and for electronic format documents, subject to Terms and Conditions for Electronic Documents at <http://www.sgs.com.tw/Terms-and-Conditions>. Attention is drawn to the limitation of liability, indemnification and jurisdiction issues defined therein. Any holder of this document is advised that information contained hereon reflects the Company's findings at the time of its intervention only and within the limits of Client's instructions, if any. The Company's sole responsibility is to its Client and this document does not exonerate parties to a transaction from exercising all their rights and obligations under the transaction documents. This document cannot be reproduced except in full, without prior written approval of the Company. Any unauthorized alteration, forgery or falsification of the content or appearance of this document is unlawful and offenders may be prosecuted to the fullest extent of the law.

### 3.4 The composition of the tissue simulating liquid:

Simulating Liquids for 600 MHz -10 GHz, Manufactured by SPEAG:

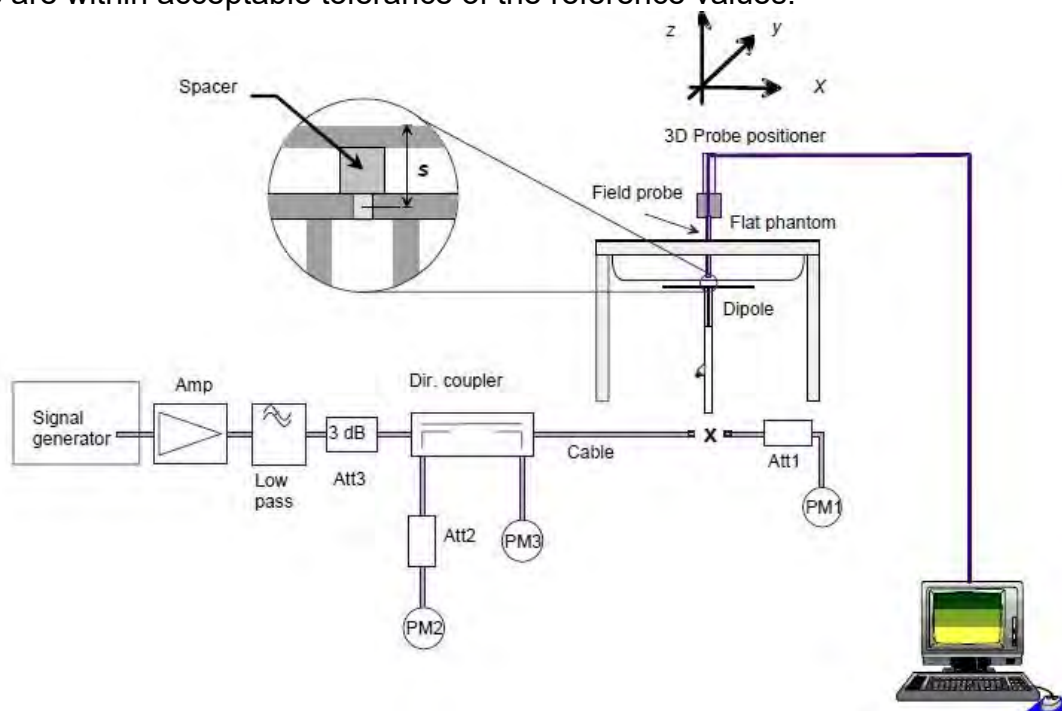
Broad-band head tissue simulating liquids	SPEAG Product	Frequency range (MHz)	Main Ingredients
	HBBL600-10000V6	600 - 10000	Water, Oil

### 3.5 System check

The microwave circuit arrangement for system check is sketched in below. The daily system accuracy verification occurs within the flat section of the SAM phantom and ELI phantom. A SAR measurement was performed to see if the measured SAR was within +/- 10% from the target SAR values.

The tests were conducted on the same days as the measurement of the DUT. The obtained results from the system accuracy verification are displayed with SAR values normalized to 1W forward power delivered to the dipole.

During the tests, the liquid depth from the center of the flat phantom to the liquid top surface was 15 cm above in all the cases. It is seen that the system is operating within its specification, as the results are within acceptable tolerance of the reference values.



The block diagram of system check

Unless otherwise stated the results shown in this test report refer only to the sample(s) tested and such sample(s) are retained for 90 days only.

除非另有說明，此報告結果僅對測試之樣品負責，同時此樣品僅保留90天。本報告未經本公司書面許可，不可部份複製。  
This document is issued by the Company subject to its General Conditions of Service printed overleaf, available on request or accessible at <http://www.sgs.com.tw/Terms-and-Conditions> and for electronic format documents, subject to Terms and Conditions for Electronic Documents at <http://www.sgs.com.tw/Terms-and-Conditions>. Attention is drawn to the limitation of liability, indemnification and jurisdiction issues defined therein. Any holder of this document is advised that information contained hereon reflects the Company's findings at the time of its intervention only and within the limits of Client's instructions, if any. The Company's sole responsibility is to its Client and this document does not exonerate parties to a transaction from exercising all their rights and obligations under the transaction documents. This document cannot be reproduced except in full, without prior written approval of the Company. Any unauthorized alteration, forgery or falsification of the content or appearance of this document is unlawful and offenders may be prosecuted to the fullest extent of the law.

### 3.6 System check results

Validation Kit	S/N	Frequency (MHz)	1W Target 1g-SAR (W/kg)	pin=250mW Measured 1g-SAR (W/kg)	Normalized to 1W 1g-SAR (W/kg)	Deviation (%)	Limit	Measurement Date
D750V3	1015	750	8.56	2.15	8.6	0.47	± 10%	Jan.10,2023
D835V2	4d063	835	9.82	2.48	9.92	1.02	± 10%	Jan.11,2023
D1750V2	1008	1750	36.4	9.25	37	1.65	± 10%	Jan.12,2023
D1900V2	5d173	1900	39.6	9.57	38.28	-3.33	± 10%	Jan.12,2023

Unless otherwise stated the results shown in this test report refer only to the sample(s) tested and such sample(s) are retained for 90 days only.

除非另有說明，此報告結果僅對測試之樣品負責，同時此樣品僅保留90天。本報告未經本公司書面許可，不可部份複製。

This document is issued by the Company subject to its General Conditions of Service printed overleaf, available on request or accessible at <http://www.sgs.com.tw/Terms-and-Conditions> and for electronic format documents, subject to Terms and Conditions for Electronic Documents at <http://www.sgs.com.tw/Terms-and-Conditions>. Attention is drawn to the limitation of liability, indemnification and jurisdiction issues defined therein. Any holder of this document is advised that information contained hereon reflects the Company's findings at the time of its intervention only and within the limits of Client's instructions, if any. The Company's sole responsibility is to its Client and this document does not exonerate parties to a transaction from exercising all their rights and obligations under the transaction documents. This document cannot be reproduced except in full, without prior written approval of the Company. Any unauthorized alteration, forgery or falsification of the content or appearance of this document is unlawful and offenders may be prosecuted to the fullest extent of the law.

SGS Taiwan Ltd.

No.134,Wu Kung Road, New Taipei Industrial Park, Wuku District, New Taipei City, Taiwan/新北市五股區新北產業園區五工路 134 號

台灣檢驗科技股份有限公司

t (886-2) 2299-3279

f (886-2) 2298-0488

[www.sgs.com.tw](http://www.sgs.com.tw)

Member of SGS Group



## 4 TEST CONFIGURATIONS

### 4.1 Test Environment

Ambient Temperature:  $22 \pm 2^\circ \text{C}$

Tissue Simulating Liquid:  $22 \pm 2^\circ \text{C}$

### 4.2 Test Note

- **General:** Measurements are performed respectively on the lowest, middle and highest channels of the operating band(s).
  - **General:** The EUT is set to maximum power level during all tests, and at the beginning of each test the battery is fully charged.
  - **General:** During the SAR testing, the DASY system checks power drift by comparing the e-field strength of one specific location measured at the beginning with that measured at the end of the SAR testing.
  - **General:** According to KDB447498D01v06, testing of other required channels is not required when the reported 1-g SAR for the highest output channel is  $\leq 0.8 \text{ W/kg}$ , when the transmission band is  $\leq 100 \text{ MHz}$ .
  - **General:** According to KDB865664D01v01r04, SAR measurement variability must be assessed for each frequency band. When the original highest measured SAR is  $\geq 0.8 \text{ W/kg}$ , repeated that measurement once. Perform a second repeated measurement only if the ratio of largest to smallest SAR for the original and first repeated measurements is  $> 1.20$  or when the original or repeated measurement is  $\geq 1.45 \text{ W/kg}$  ( $\sim 10\%$  from the 1-g SAR limit).
  - **GSM:** SAR test reduction for GPRS/EDGE mode is determined by the source-based time-averaged output power. The data mode with highest specified time-averaged output power should be tested for SAR compliance.
  - **LTE:** LTE modes test according to **KDB 941225D05v02r05**.
- a. Per Section 5.2.1, the largest channel bandwidth and measure SAR for QPSK with 1 RB allocation.
- Using the RB offset and required test channel combination with the highest maximum output power for RB offsets at the upper edge, middle and lower edge of each required test channel.
  - When the reported SAR is  $\leq 0.8 \text{ W/kg}$ , testing of the remaining RB offset configurations and required test channels is not required for 1 RB allocation; otherwise, SAR is required for the remaining required test channels and only for the RB offset configuration with the highest output power for that channel.
  - When the reported SAR of a required test channel is  $> 1.45 \text{ W/kg}$ , SAR is required for all three RB offset configurations for that required test channel.
- b. Per Section 5.2.2, the largest channel bandwidth and measure SAR for QPSK with 50% RB allocation
- The procedures required for 1 RB allocation in 5.2.1 are applied to measure the SAR for QPSK with 50% RB allocation.

Unless otherwise stated the results shown in this test report refer only to the sample(s) tested and such sample(s) are retained for 90 days only.

除非另有說明，此報告結果僅對測試之樣品負責，同時此樣品僅保留90天。本報告未經本公司書面許可，不可部份複製。

This document is issued by the Company subject to its General Conditions of Service printed overleaf, available on request or accessible at <http://www.sgs.com.tw/Terms-and-Conditions>, and for electronic format documents, subject to Terms and Conditions for Electronic Documents at <http://www.sgs.com.tw/Terms-and-Conditions>. Attention is drawn to the limitation of liability, indemnification and jurisdiction issues defined therein. Any holder of this document is advised that information contained hereon reflects the Company's findings at the time of its intervention only and within the limits of Client's instructions, if any. The Company's sole responsibility is to its Client and this document does not exonerate parties to a transaction from exercising all their rights and obligations under the transaction documents. This document cannot be reproduced except in full, without prior written approval of the Company. Any unauthorized alteration, forgery or falsification of the content or appearance of this document is unlawful and offenders may be prosecuted to the fullest extent of the law.

c. Per Section 5.2.3, the largest channel bandwidth and measure SAR for QPSK with 100% RB allocation

- For QPSK with 100% RB allocation, SAR is not required when the highest maximum output power for 100 % RB allocation is less than the highest maximum output power in 50% and 1 RB allocations and the highest reported SAR for 1 RB and 50% RB allocation in 5.2.1 and 5.2.2 are  $\leq 0.8$  W/kg.
- Otherwise, SAR is measured for the highest output power channel and if the reported SAR is  $> 1.45$  W/kg, the remaining required test channels must also be tested.

d. Per Section 5.2.4, Higher order modulations

- For each modulation besides QPSK; e.g., 16-QAM, 64-QAM, apply the QPSK procedures in sections 5.2.1, 5.2.2 and 5.2.3 to determine the QAM configurations that may need SAR measurement. For each configuration identified as required for testing, SAR is required only when the highest maximum output power for the configuration in the higher order modulation is  $> \frac{1}{2}$  dB higher than the same configuration in QPSK or when the reported SAR for the QPSK configuration is  $> 1.45$  W/kg.

e. Per Section 5.3, other channel bandwidth standalone SAR test requirements

- For the other channel bandwidths used by the device in a frequency band, apply all the procedures required for the largest channel bandwidth in section 5.2 to determine the channels and RB configurations that need SAR testing and only measure SAR when the highest maximum output power of a configuration requiring testing in the smaller channel bandwidth is  $> \frac{1}{2}$  dB higher than the equivalent channel configurations in the largest channel bandwidth configuration or the reported SAR of a configuration for the largest channel bandwidth is  $> 1.45$  W/kg. The equivalent channel configuration for the RB allocation, RB offset and modulation etc. is determined for the smaller channel bandwidth according to the same number of RB allocated in the largest channel bandwidth.

Unless otherwise stated the results shown in this test report refer only to the sample(s) tested and such sample(s) are retained for 90 days only.  
除非另有說明，此報告結果僅對測試之樣品負責，同時此樣品僅保留90天。本報告未經本公司書面許可，不可部份複製。

This document is issued by the Company subject to its General Conditions of Service printed overleaf, available on request or accessible at <http://www.sgs.com.tw/Terms-and-Conditions> and for electronic format documents, subject to Terms and Conditions for Electronic Documents at <http://www.sgs.com.tw/Terms-and-Conditions>. Attention is drawn to the limitation of liability, indemnification and jurisdiction issues defined therein. Any holder of this document is advised that information contained hereon reflects the Company's findings at the time of its intervention only and within the limits of Client's instructions, if any. The Company's sole responsibility is to its Client and this document does not exonerate parties to a transaction from exercising all their rights and obligations under the transaction documents. This document cannot be reproduced except in full, without prior written approval of the Company. Any unauthorized alteration, forgery or falsification of the content or appearance of this document is unlawful and offenders may be prosecuted to the fullest extent of the law.



### 4.3 Test position

#### Laptop mode SAR test position (0mm)

For laptop PC, according to KDB 616217 D04, SAR evaluation is required for the bottom surface of the keyboard. This EUT was tested in the base of EUT directly against the flat phantom. The required minimum test separation distance for incorporating transmitters and antennas into laptop computer display is determined with the display screen opened at an angle of 90° to the keyboard compartment.

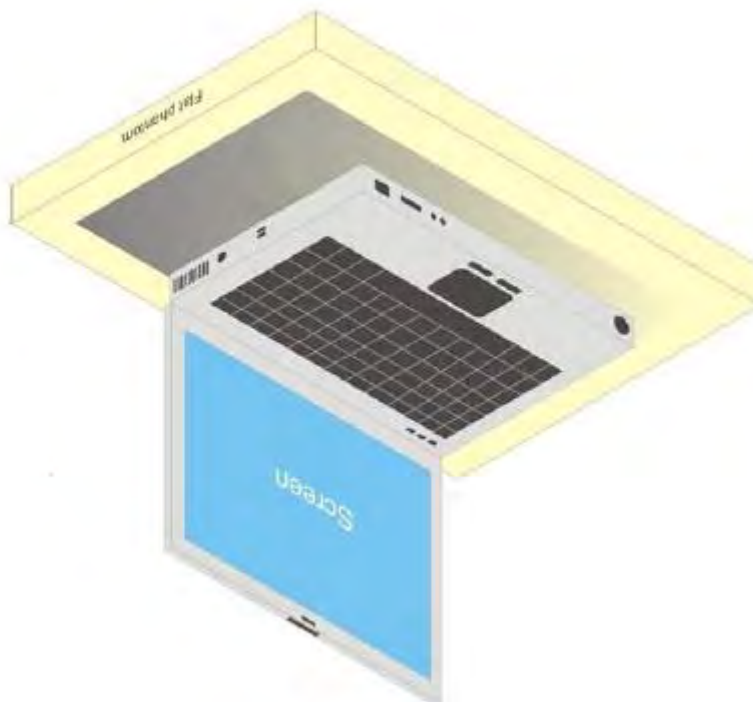


Illustration for Laptop Setup

Unless otherwise stated the results shown in this test report refer only to the sample(s) tested and such sample(s) are retained for 90 days only.  
除非另有說明，此報告結果僅對測試之樣品負責，同時此樣品僅保留90天。本報告未經本公司書面許可，不可部份複製。

This document is issued by the Company subject to its General Conditions of Service printed overleaf, available on request or accessible at <http://www.sgs.com.tw/Terms-and-Conditions> and for electronic format documents, subject to Terms and Conditions for Electronic Documents at <http://www.sgs.com.tw/Terms-and-Conditions>. Attention is drawn to the limitation of liability, indemnification and jurisdiction issues defined therein. Any holder of this document is advised that information contained hereon reflects the Company's findings at the time of its intervention only and within the limits of Client's instructions, if any. The Company's sole responsibility is to its Client and this document does not exonerate parties to a transaction from exercising all their rights and obligations under the transaction documents. This document cannot be reproduced except in full, without prior written approval of the Company. Any unauthorized alteration, forgery or falsification of the content or appearance of this document is unlawful and offenders may be prosecuted to the fullest extent of the law.

SGS Taiwan Ltd.

No.134,Wu Kung Road, New Taipei Industrial Park, Wuku District, New Taipei City, Taiwan/新北市五股區新北產業園區五工路 134 號

台灣檢驗科技股份有限公司

t (886-2) 2299-3279

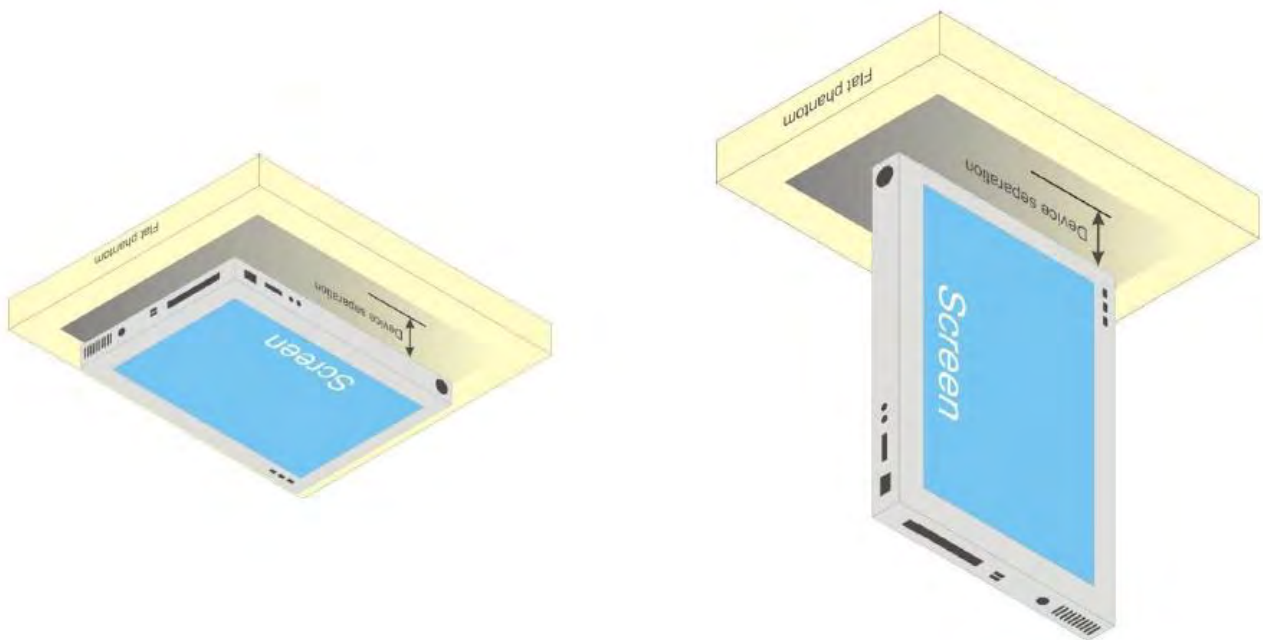
f (886-2) 2298-0488

[www.sgs.com.tw](http://www.sgs.com.tw)

Member of SGS Group

**Tablet mode SAR test position (0mm)**

For full-size tablet, according to KDB 616217 D04, SAR evaluation is required for back surface and edges of the devices. The back surface and edges of the tablet are tested with the tablet touching the phantom. Exposures from antennas through the front surface of the display section of a tablet are generally limited to the user's hands. Exposures to hands for typical consumer transmitters used in tablets are not expected to exceed the extremity SAR limit; therefore, SAR evaluation for the front surface of tablet display screens are generally not necessary. When voice mode is supported on a tablet and it is limited to speaker mode or headset operations only, additional SAR testing for this type of voice use is not required.



**Illustration for Tablet Setup**

Unless otherwise stated the results shown in this test report refer only to the sample(s) tested and such sample(s) are retained for 90 days only.  
除非另有說明，此報告結果僅對測試之樣品負責，同時此樣品僅保留90天。本報告未經本公司書面許可，不可部份複製。

This document is issued by the Company subject to its General Conditions of Service printed overleaf, available on request or accessible at <http://www.sgs.com.tw/Terms-and-Conditions> and for electronic format documents, subject to Terms and Conditions for Electronic Documents at <http://www.sgs.com.tw/Terms-and-Conditions>. Attention is drawn to the limitation of liability, indemnification and jurisdiction issues defined therein. Any holder of this document is advised that information contained hereon reflects the Company's findings at the time of its intervention only and within the limits of Client's instructions, if any. The Company's sole responsibility is to its Client and this document does not exonerate parties to a transaction from exercising all their rights and obligations under the transaction documents. This document cannot be reproduced except in full, without prior written approval of the Company. Any unauthorized alteration, forgery or falsification of the content or appearance of this document is unlawful and offenders may be prosecuted to the fullest extent of the law.

SGS Taiwan Ltd.

No.134,Wu Kung Road, New Taipei Industrial Park, Wuku District, New Taipei City, Taiwan/新北市五股區新北產業園區五工路 134 號

台灣檢驗科技股份有限公司

t (886-2) 2299-3279

f (886-2) 2298-0488

[www.sgs.com.tw](http://www.sgs.com.tw)

Member of SGS Group

#### 4.4 Power verification of device mode

The device is a convertible laptop computer with predefined single fixed power to each device modes. For the device modes verification, the measured conducted output power is monitored qualitatively to identify the triggering characteristics and recorded quantitatively.

#### Results and conclusion

The measured output power versus lid angle is tabulated in the following table based on the guidance from 2019-11 TCB workshop, and the triggering verification complies with the device mode / power level declared by the manufacturer.

Unless otherwise stated the results shown in this test report refer only to the sample(s) tested and such sample(s) are retained for 90 days only.

除非另有說明，此報告結果僅對測試之樣品負責，同時此樣品僅保留90天。本報告未經本公司書面許可，不可部份複製。

This document is issued by the Company subject to its General Conditions of Service printed overleaf, available on request or accessible at <http://www.sgs.com.tw/Terms-and-Conditions> and for electronic format documents, subject to Terms and Conditions for Electronic Documents at <http://www.sgs.com.tw/Terms-and-Conditions>. Attention is drawn to the limitation of liability, indemnification and jurisdiction issues defined therein. Any holder of this document is advised that information contained hereon reflects the Company's findings at the time of its intervention only and within the limits of Client's instructions, if any. The Company's sole responsibility is to its Client and this document does not exonerate parties to a transaction from exercising all their rights and obligations under the transaction documents. This document cannot be reproduced except in full, without prior written approval of the Company. Any unauthorized alteration, forgery or falsification of the content or appearance of this document is unlawful and offenders may be prosecuted to the fullest extent of the law.

SGS Taiwan Ltd.

No.134,Wu Kung Road, New Taipei Industrial Park, Wuku District, New Taipei City, Taiwan/新北市五股區新北產業園區五工路 134 號

台灣檢驗科技股份有限公司

t (886-2) 2299-3279

f (886-2) 2298-0488

[www.sgs.com.tw](http://www.sgs.com.tw)

Member of SGS Group

## Device mode verification by power measurement

Antenna	Operation mode	Lid angle	GPRS_850_1Dn4Up	GPRS_1Dn4Up
WWAN	Lid close	0°	n/a	n/a
		10°	n/a	n/a
		20°	n/a	n/a
		30°	n/a	n/a
	Laptop	40°	27.71	24.31
		35°	27.89	24.38
		30°	n/a	n/a
		31°	n/a	n/a
	Lid close	32°	n/a	n/a
		33°	n/a	n/a
		34°	n/a	n/a
	Laptop	35°	27.84	24.29
		36°	27.79	24.30
		37°	27.70	24.30
		38°	27.79	24.32
		39°	27.75	24.22
		40°	27.72	24.30
		50°	27.87	24.22
		60°	27.72	24.38
		70°	27.75	24.36
		80°	27.85	24.34
		90°	27.87	24.32
		100°	27.74	24.26
		110°	27.84	24.35
		120°	27.81	24.35
	Flat	130°	23.81	19.31
		125°	27.85	24.39
	Laptop	126°	27.86	24.31
		127°	27.82	24.34
		128°	27.88	24.26
		129°	27.86	24.33
	Flat	130°	23.70	19.33
		131°	23.71	19.27
		132°	23.72	19.31
		133°	23.77	19.21
		134°	23.75	19.40
		135°	23.83	19.35
		145°	23.89	19.20
		155°	23.72	19.21
		165°	23.86	19.32
		175°	23.87	19.22
		185°	23.82	19.37
		195°	23.74	19.22
	Tent (Not Horizontal)	205°	23.88	19.27
	Stand mode (Horizontal)	205°	27.76	24.26
	Flat	200°	23.83	19.40
		201°	23.84	19.23
	Tent (Not Horizontal)	202°	23.85	19.34
		203°	23.75	19.36
		204°	23.73	19.37
		205°	23.90	19.29
		215°	23.83	19.37
		225°	23.78	19.30
		235°	23.89	19.38
		245°	23.87	19.29
		255°	23.82	19.23
		265°	23.82	19.22
		275°	23.83	19.30
		285°	23.84	19.25
		295°	23.76	19.37
		305°	23.83	19.23
		315°	23.78	19.22
		325°	23.89	19.35
		335°	23.72	19.35
	Stand mode (Horizontal)	201°	27.80	24.38
		202°	27.71	24.21
		203°	27.72	24.33
		204°	27.79	24.39
		205°	27.90	24.22
		215°	27.75	24.34
		225°	27.81	24.34
		235°	27.86	24.25
		245°	27.77	24.38
		255°	27.72	24.22
		265°	27.86	24.38
		275°	27.86	24.21
		285°	27.87	24.33
		295°	27.73	24.38
		305°	27.77	24.29
		315°	27.85	24.39
	Tablet	325°	27.81	24.32
		335°	27.81	24.39
	Tent (Not Horizontal)	345°	23.76	19.29
	Stand mode (Horizontal)	340°	23.87	19.37
	Tablet	340°	27.81	24.28
		341°	23.84	19.30
		342°	23.86	19.26
		343°	23.75	19.26
		344°	23.82	19.25
		345°	23.72	19.22
		355°	23.70	19.30
		360°	23.71	19.27
	Tablet	350°	23.74	19.26
	Tent (Not Horizontal)	340°	23.89	19.29
	Stand mode (Horizontal)	340°	27.88	24.25
	Tablet	345°	23.82	19.29
		344°	23.85	19.28
		343°	23.74	19.31
		342°	23.83	19.34
		341°	23.84	19.39

Unless otherwise stated the results shown in this test report refer only to the sample(s) tested and such sample(s) are retained for 90 days only.

除非另有說明，此報告結果僅對測試之樣品負責，同時此樣品僅保留90天。本報告未經本公司書面許可，不可部份複製。

This document is issued by the Company subject to its General Conditions of Service printed overleaf, available on request or accessible at <http://www.sgs.com.tw/Terms-and-Conditions> and for electronic format documents, subject to Terms and Conditions for Electronic Documents at <http://www.sgs.com.tw/Terms-and-Conditions>. Attention is drawn to the limitation of liability, indemnification and jurisdiction issues defined therein. Any holder of this document is advised that information contained hereon reflects the Company's findings at the time of its intervention only and within the limits of Client's instructions, if any. The Company's sole responsibility is to its Client and this document does not exonerate parties to a transaction from exercising all their rights and obligations under the transaction documents. This document cannot be reproduced except in full, without prior written approval of the Company. Any unauthorized alteration, forgery or falsification of the content or appearance of this document is unlawful and offenders may be prosecuted to the fullest extent of the law.

Antenna	Operation mode	Lid angle	GPRS 850 1Dn4Up	GPRS 1Dn4Up
WWAN	Tent (Not Horizontal)	340°	23.72	19.39
		339°	23.86	19.26
		338°	23.79	19.28
		337°	23.85	19.40
		336°	23.75	19.35
		335°	23.85	19.21
		325°	23.90	19.21
		315°	23.90	19.36
		305°	23.72	19.34
		295°	23.71	19.30
		285°	23.86	19.25
		275°	23.88	19.35
		265°	23.81	19.28
		255°	23.83	19.23
		245°	23.83	19.34
		235°	23.72	19.39
		225°	23.71	19.32
		215°	23.79	19.30
		205°	23.88	19.37
	Stand mode (Horizontal)	340°	27.78	24.32
		339°	27.83	24.26
		338°	27.87	24.37
		337°	27.85	24.30
		336°	27.72	24.37
		335°	27.88	24.26
		325°	27.74	24.34
		315°	27.77	24.30
		305°	27.88	24.21
		295°	27.84	24.27
		285°	27.72	24.37
		275°	27.83	24.21
		265°	27.82	24.21
		255°	27.82	24.26
		245°	27.89	24.29
		235°	27.84	24.39
		225°	27.76	24.29
		215°	27.88	24.32
		205°	27.86	24.31
	Flat	195°	23.70	19.22
		200°	23.80	19.22
		205°	23.81	19.24
	Tent (Not Horizontal)	204°	23.83	19.31
		203°	23.80	19.26
		202°	23.88	19.31
		201°	23.89	19.36
		205°	27.89	24.21
	Stand mode (Horizontal)	204°	27.71	24.26
		203°	27.77	24.37
		202°	27.85	24.31
		201°	27.86	24.36
		200°	23.84	19.35
		199°	23.82	19.20
		198°	23.72	19.32
	Flat	197°	23.81	19.22
		196°	23.71	19.39
		195°	23.72	19.39
		185°	23.89	19.31
		175°	23.76	19.40
		165°	23.85	19.22
		155°	23.71	19.38
		145°	23.86	19.32
		135°	23.87	19.31
	Laptop	125°	27.83	24.37
	Flat	130°	23.75	19.39
	Laptop	129°	27.76	24.29
		128°	27.80	24.34
		127°	27.78	24.24
		126°	27.80	24.31
		125°	27.76	24.30
		115°	27.78	24.38
		105°	27.79	24.30
		95°	27.76	24.20
		85°	27.80	24.34
		75°	27.75	24.37
		65°	27.80	24.35
		55°	27.70	24.20
		45°	27.73	24.22
		35°	27.70	24.23
	Lid close	25°	n/a	n/a
	Laptop	30°	n/a	n/a
		35°	27.74	24.32
	Lid close	34°	n/a	n/a
		33°	n/a	n/a
		32°	n/a	n/a
		31°	n/a	n/a
		30°	n/a	n/a
		20°	n/a	n/a
		10°	n/a	n/a
		0°	n/a	n/a

Unless otherwise stated the results shown in this test report refer only to the sample(s) tested and such sample(s) are retained for 90 days only.

除非另有說明，此報告結果僅對測試之樣品負責，同時此樣品僅保留90天。本報告未經本公司書面許可，不可部份複製。

This document is issued by the Company subject to its General Conditions of Service printed overleaf, available on request or accessible at <http://www.sgs.com.tw/Terms-and-Conditions> and for electronic format documents, subject to Terms and Conditions for Electronic Documents at <http://www.sgs.com.tw/Terms-and-Conditions>. Attention is drawn to the limitation of liability, indemnification and jurisdiction issues defined therein. Any holder of this document is advised that information contained hereon reflects the Company's findings at the time of its intervention only and within the limits of Client's instructions, if any. The Company's sole responsibility is to its Client and this document does not exonerate parties to a transaction from exercising all their rights and obligations under the transaction documents. This document cannot be reproduced except in full, without prior written approval of the Company. Any unauthorized alteration, forgery or falsification of the content or appearance of this document is unlawful and offenders may be prosecuted to the fullest extent of the law.

#### 4.5 Test limit

##### § 2.1093(d)(1)

Applications for equipment authorization of portable RF sources subject to routine environmental evaluation must contain a statement confirming compliance with the limits specified in § 1.1310 as part of their application. Technical information showing the basis for this statement must be submitted to the Commission upon request. The SAR limits specified in § 1.1310(a) through (c) of this chapter shall be used for evaluation of portable devices transmitting in the frequency range from 100 kHz to 6 GHz. Portable devices that transmit at frequencies above 6 GHz shall be evaluated in terms of the MPE limits specified in Table 1 to § 1.1310(e)(1). A minimum separation distance applicable to the operating configurations and exposure conditions of the device shall be used for the evaluation. In general, maximum time-averaged power levels must be used for evaluation. All unlicensed personal communications service (PCS) devices and unlicensed NII devices shall be subject to the limits for general population/uncontrolled exposure.

Radiofrequency radiation exposure limits.

##### § 1.1310(a)

Specific absorption rate (SAR) shall be used to evaluate the environmental impact of human exposure to radiofrequency (RF) radiation as specified in § 1.1307(b) within the frequency range of 100 kHz to 6 GHz (inclusive).

##### § 1.1310(b)

The SAR limits for occupational/controlled exposure are 0.4 W/kg, as averaged over the whole body, and a peak spatial-average SAR of 8 W/kg, averaged over any 1 gram of tissue (defined as a tissue volume in the shape of a cube). Exceptions are the parts of the human body treated as extremities, such as hands, wrists, feet, ankles, and pinnae, where the peak spatial-average SAR limit for occupational/controlled exposure is 20 W/kg, averaged over any 10 grams of tissue (defined as a tissue volume in the shape of a cube). Exposure may be averaged over a time period not to exceed 6 minutes to determine compliance with occupational/controlled SAR limits.

##### § 1.1310(c)

The SAR limits for general population/uncontrolled exposure are 0.08 W/kg, as averaged over the whole body, and a peak spatial-average SAR of 1.6 W/kg, averaged over any 1 gram of tissue (defined as a tissue volume in the shape of a cube). Exceptions are the parts of the human body treated as extremities, such as hands, wrists, feet, ankles, and pinnae, where the peak spatial-average SAR limit is 4 W/kg, averaged over any 10 grams of tissue (defined as a tissue volume in the shape of a cube). Exposure may be averaged over a time period not to exceed 30 minutes to determine compliance with general population/uncontrolled SAR limits.

Note to paragraphs (a) through (c):

SAR is a measure of the rate of energy absorption due to exposure to RF electromagnetic energy. These SAR limits to be used for evaluation are based generally on criteria published by the American National Standards Institute (ANSI) for localized SAR in Section 4.2 of "IEEE Standard for Safety Levels with Respect to Human Exposure to Radio Frequency Electromagnetic Fields, 3 kHz to 300 GHz," ANSI/IEEE Std C95.1-1992, copyright 1992 by the Institute of Electrical and Electronics Engineers, Inc., New York, New York 10017. These criteria for SAR evaluation are similar to those recommended by the National Council on Radiation Protection and Measurements (NCRP) in "Biological Effects and Exposure Criteria for Radiofrequency

Unless otherwise stated the results shown in this test report refer only to the sample(s) tested and such sample(s) are retained for 90 days only.

除非另有說明，此報告結果僅對測試之樣品負責，同時此樣品僅保留90天。本報告未經本公司書面許可，不可部份複製。

This document is issued by the Company subject to its General Conditions of Service printed overleaf, available on request or accessible at <http://www.sgs.com.tw/Terms-and-Conditions>, and for electronic format documents, subject to Terms and Conditions for Electronic Documents at <http://www.sgs.com.tw/Terms-and-Conditions>. Attention is drawn to the limitation of liability, indemnification and jurisdiction issues defined therein. Any holder of this document is advised that information contained hereon reflects the Company's findings at the time of its intervention only and within the limits of Client's instructions, if any. The Company's sole responsibility is to its Client and this document does not exonerate parties to a transaction from exercising all their rights and obligations under the transaction documents. This document cannot be reproduced except in full, without prior written approval of the Company. Any unauthorized alteration, forgery or falsification of the content or appearance of this document is unlawful and offenders may be prosecuted to the fullest extent of the law.

SGS Taiwan Ltd.

No.134,Wu Kung Road, New Taipei Industrial Park, Wuku District, New Taipei City, Taiwan/新北市五股區新北產業園區五工路 134 號

台灣檢驗科技股份有限公司

t (886-2) 2299-3279

f (886-2) 2298-0488

[www.sgs.com.tw](http://www.sgs.com.tw)

Member of SGS Group

Electromagnetic Fields,” NCRP Report No. 86, [Section 17.4.5](#), copyright 1986 by NCRP, Bethesda, Maryland 20814. Limits for whole body SAR and peak spatial-average SAR are based on recommendations made in both of these documents. The MPE limits in Table 1 are based generally on criteria published by the NCRP in “Biological Effects and Exposure Criteria for Radiofrequency Electromagnetic Fields,” NCRP Report No. 86, Sections 17.4.1, 17.4.1.1, 17.4.2 and 17.4.3, copyright 1986 by NCRP, Bethesda, Maryland 20814. In the frequency range from 100 MHz to 1500 MHz, these MPE exposure limits for field strength and power density are also generally based on criteria recommended by the ANSI in [Section 4.1](#) of “IEEE Standard for Safety Levels with Respect to Human Exposure to Radio Frequency Electromagnetic Fields, 3 kHz to 300 GHz,” ANSI/IEEE Std C95.1-1992, copyright 1992 by the Institute of Electrical and Electronics Engineers, Inc., New York, New York 10017.

Portable devices that transmit at frequencies above 6 GHz shall be evaluated in terms of the MPE limits specified in Table 1 to [§ 1.1310\(e\)\(1\)](#).

According to ANSI/IEEE C95.1-1992, the criteria listed in the following Table shall be used to evaluate the environmental impact of human exposure to radio frequency (RF) radiation as specified in §1.1310.

Peak Spatially Averaged Power Density was evaluated over a circular area of 4cm<sup>2</sup> per interim FCC Guidance for near-field power density evaluations per October 2018 TCB Workshop notes

Unless otherwise stated the results shown in this test report refer only to the sample(s) tested and such sample(s) are retained for 90 days only.  
除非另有說明，此報告結果僅對測試之樣品負責，同時此樣品僅保留90天。本報告未經本公司書面許可，不可部份複製。

This document is issued by the Company subject to its General Conditions of Service printed overleaf, available on request or accessible at <http://www.sgs.com.tw/Terms-and-Conditions> and for electronic format documents, subject to Terms and Conditions for Electronic Documents at <http://www.sgs.com.tw/Terms-and-Conditions>. Attention is drawn to the limitation of liability, indemnification and jurisdiction issues defined therein. Any holder of this document is advised that information contained hereon reflects the Company's findings at the time of its intervention only and within the limits of Client's instructions, if any. The Company's sole responsibility is to its Client and this document does not exonerate parties to a transaction from exercising all their rights and obligations under the transaction documents. This document cannot be reproduced except in full, without prior written approval of the Company. Any unauthorized alteration, forgery or falsification of the content or appearance of this document is unlawful and offenders may be prosecuted to the fullest extent of the law.

SGS Taiwan Ltd.

No.134,Wu Kung Road, New Taipei Industrial Park, Wuku District, New Taipei City, Taiwan/新北市五股區新北產業園區五工路 134 號

台灣檢驗科技股份有限公司

t (886-2) 2299-3279

f (886-2) 2298-0488

[www.sgs.com.tw](http://www.sgs.com.tw)

Member of SGS Group



Frequency range (MHz)	Electric field strength (V/m)	Magnetic field strength (A/m)	Power density (mW/cm <sup>2</sup> )	Averaging time (minutes)
(i) Limits for Occupational/Controlled Exposure				
0.3-3.0	614	1.63	*(100)	≤6
3.0-30	1842/f	4.89/f	*(900/f <sup>2</sup> )	<6
30-300	61.4	0.163	1.0	<6
300-1,500			f/300	<6
1,500-100,000			5	<6
(ii) Limits for General Population/Uncontrolled Exposure				
0.3-1.34	614	1.63	*(100)	<30
1.34-30	824/f	2.19/f	*(180/f <sup>2</sup> )	<30
30-300	27.5	0.073	0.2	<30
300-1,500			f/1500	<30
1,500-100,000			1.0	<30

f = frequency in MHz. \* = Plane-wave equivalent power density.

Table 1 to § 1.1310(e)(1) - Limits for Maximum Permissible Exposure (MPE)

Unless otherwise stated the results shown in this test report refer only to the sample(s) tested and such sample(s) are retained for 90 days only.

除非另有說明，此報告結果僅對測試之樣品負責，同時此樣品僅保留90天。本報告未經本公司書面許可，不可部份複製。

This document is issued by the Company subject to its General Conditions of Service printed overleaf, available on request or accessible at <http://www.sgs.com.tw/Terms-and-Conditions> and for electronic format documents, subject to Terms and Conditions for Electronic Documents at <http://www.sgs.com.tw/Terms-and-Conditions>. Attention is drawn to the limitation of liability, indemnification and jurisdiction issues defined therein. Any holder of this document is advised that information contained hereon reflects the Company's findings at the time of its intervention only and within the limits of Client's instructions, if any. The Company's sole responsibility is to its Client and this document does not exonerate parties to a transaction from exercising all their rights and obligations under the transaction documents. This document cannot be reproduced except in full, without prior written approval of the Company. Any unauthorized alteration, forgery or falsification of the content or appearance of this document is unlawful and offenders may be prosecuted to the fullest extent of the law.

SGS Taiwan Ltd.

No.134,Wu Kung Road, New Taipei Industrial Park, Wuku District, New Taipei City, Taiwan/新北市五股區新北產業園區五工路 134 號

台灣檢驗科技股份有限公司

t (886-2) 2299-3279

f (886-2) 2298-0488

[www.sgs.com.tw](http://www.sgs.com.tw)

Member of SGS Group



## 5 MAXIMUM OUTPUT POWER

### 5.1 GSM/GPRS/EDGE

Burst average power						
Max. Rated Avg. Power + Max. Tolerance (dBm)			30	27	25	24
			1Dn1UP Multi- class 8	1Dn2UP Multi- class 10	1Dn3UP Multi- class 11	1Dn4UP Multi- class 12
EUT mode	Frequency (MHz)	CH	Avg. (dBm)	Avg. (dBm)	Avg. (dBm)	Avg. (dBm)
GPRS 850 (GMSK)	824.2	128	29.87	26.93	24.82	23.11
	836.6	190	29.70	26.88	24.63	23.08
	848.8	251	29.66	26.77	24.47	22.98
Source-based time average power						
GPRS 850 (GMSK)	824.2	128	20.84	20.91	20.56	20.10
	836.6	190	20.67	20.86	20.37	20.07
	848.8	251	20.63	20.75	20.21	19.97
The division factor compared to the number of TX time slot						
Division factor			1 TX time slot	2 TX time slot	3 TX time slot	4 TX time slot
			-9.03	-6.02	-4.26	-3.01
Burst average power						
Max. Rated Avg. Power + Max. Tolerance (dBm)			24	21	19	18
			1Dn1UP Multi- class 8	1Dn2UP Multi- class 10	1Dn3UP Multi- class 11	1Dn4UP Multi- class 12
EUT mode	Frequency (MHz)	CH	Avg. (dBm)	Avg. (dBm)	Avg. (dBm)	Avg. (dBm)
EDGE 850 (8PSK)	824.2	128	23.10	20.92	18.95	17.87
	836.6	190	23.22	20.86	18.85	17.82
	848.8	251	23.03	20.72	18.79	17.66
Source-based time average power						
EDGE 850 (8PSK)	824.2	128	14.07	14.90	14.69	14.86
	836.6	190	14.19	14.84	14.59	14.81
	848.8	251	14.00	14.70	14.53	14.65
The division factor compared to the number of TX time slot						
Division factor			1 TX time slot	2 TX time slot	3 TX time slot	4 TX time slot
			-9.03	-6.02	-4.26	-3.01
Burst average power						
Max. Rated Avg. Power + Max. Tolerance (dBm)			25.5	22.5	20.5	19.5
			1Dn1UP Multi- class 8	1Dn2UP Multi- class 10	1Dn3UP Multi- class 11	1Dn4UP Multi- class 12
EUT mode	Frequency (MHz)	CH	Avg. (dBm)	Avg. (dBm)	Avg. (dBm)	Avg. (dBm)
GPRS 1900 (GMSK)	1850.2	512	25.43	22.36	20.30	19.15
	1880	661	25.41	22.18	20.11	18.98
	1909.8	810	25.29	22.05	19.96	18.94
Source-based time average power						
GPRS 1900 (GMSK)	1850.2	512	16.40	16.34	16.04	16.14
	1880	661	16.38	16.16	15.85	15.97
	1909.8	810	16.26	16.03	15.70	15.93
The division factor compared to the number of TX time slot						
Division factor			1 TX time slot	2 TX time slot	3 TX time slot	4 TX time slot
			-9.03	-6.02	-4.26	-3.01

Unless otherwise stated the results shown in this test report refer only to the sample(s) tested and such sample(s) are retained for 90 days only.

除非另有說明，此報告結果僅對測試之樣品負責，同時此樣品僅保留90天。本報告未經本公司書面許可，不可部份複製。

This document is issued by the Company subject to its General Conditions of Service printed overleaf, available on request or accessible at <http://www.sgs.com.tw/Terms-and-Conditions> and for electronic format documents, subject to Terms and Conditions for Electronic Documents at <http://www.sgs.com.tw/Terms-and-Conditions>. Attention is drawn to the limitation of liability, indemnification and jurisdiction issues defined therein. Any holder of this document is advised that information contained hereon reflects the Company's findings at the time of its intervention only and within the limits of Client's instructions, if any. The Company's sole responsibility is to its Client and this document does not exonerate parties to a transaction from exercising all their rights and obligations under the transaction documents. This document cannot be reproduced except in full, without prior written approval of the Company. Any unauthorized alteration, forgery or falsification of the content or appearance of this document is unlawful and offenders may be prosecuted to the fullest extent of the law.

SGS Taiwan Ltd.

No.134,Wu Kung Road, New Taipei Industrial Park, Wuku District, New Taipei City, Taiwan/新北市五股區新北產業園區五工路 134 號

台灣檢驗科技股份有限公司

t (886-2) 2299-3279

f (886-2) 2298-0488

www.sgs.com.tw

Member of SGS Group

Burst average power						
Max. Rated Avg. Power + Max. Tolerance (dBm)			21.5	18.5	16.5	15.5
			1Dn1UP Multi- class 8	1Dn2UP Multi- class 10	1Dn3UP Multi- class 11	1Dn4UP Multi- class 12
EUT mode	Frequency (MHz)	CH	Avg. (dBm)	Avg. (dBm)	Avg. (dBm)	Avg. (dBm)
EDGE 1900 (8PSK)	1850.2	512	21.38	18.32	16.34	15.41
	1880	661	21.32	18.21	16.19	15.24
	1909.8	810	21.27	18.04	16.02	15.13
Source-based time average power						
EDGE 1900 (8PSK)	1850.2	512	12.35	12.30	12.08	12.40
	1880	661	12.29	12.19	11.93	12.23
	1909.8	810	12.24	12.02	11.76	12.12
The division factor compared to the number of TX time slot						
Division factor			1 TX time slot	2 TX time slot	3 TX time slot	4 TX time slot
			-9.03	-6.02	-4.26	-3.01

Unless otherwise stated the results shown in this test report refer only to the sample(s) tested and such sample(s) are retained for 90 days only.

除非另有說明，此報告結果僅對測試之樣品負責，同時此樣品僅保留90天。本報告未經本公司書面許可，不可部份複製。

This document is issued by the Company subject to its General Conditions of Service printed overleaf, available on request or accessible at <http://www.sgs.com.tw/Terms-and-Conditions> and for electronic format documents, subject to Terms and Conditions for Electronic Documents at <http://www.sgs.com.tw/Terms-and-Conditions>. Attention is drawn to the limitation of liability, indemnification and jurisdiction issues defined therein. Any holder of this document is advised that information contained hereon reflects the Company's findings at the time of its intervention only and within the limits of Client's instructions, if any. The Company's sole responsibility is to its Client and this document does not exonerate parties to a transaction from exercising all their rights and obligations under the transaction documents. This document cannot be reproduced except in full, without prior written approval of the Company. Any unauthorized alteration, forgery or falsification of the content or appearance of this document is unlawful and offenders may be prosecuted to the fullest extent of the law.

SGS Taiwan Ltd.

No.134,Wu Kung Road, New Taipei Industrial Park, Wuku District, New Taipei City, Taiwan/新北市五股區新北產業園區五工路 134 號

台灣檢驗科技股份有限公司

t (886-2) 2299-3279

f (886-2) 2298-0488

www.sgs.com.tw

Member of SGS Group

## 5.2 FDD CAT.M1

LTE Band 2								
BW(MHz)	Modulation	RB Size	RB Offset	Conducted power (dBm)			Target Power + Max. Tolerance (dBm)	MPR Allowed per 3GPP(dB)
Frequency (MHz)				1852.5	1880	1907.5		
Channel				18625	18900	19175		
5	QPSK	1	0	19.61	19.67	19.79	21.50	0
5	QPSK	1	5	19.75	19.77	19.60	21.50	0
5	QPSK	1	0	19.65	19.67	19.73	21.50	0
5	QPSK	1	5	19.73	19.64	19.66	21.50	0
5	QPSK	1	0	19.60	19.68	19.59	21.50	0
5	QPSK	1	5	19.66	19.63	19.76	21.50	0
5	QPSK	3	0	19.73	19.73	19.68	21.50	0
5	QPSK	3	3	19.58	19.62	19.70	21.50	0
5	QPSK	6	0	18.65	18.65	18.58	20.50	0-1
5	QPSK	6	0	18.63	18.69	18.73	20.50	0-1
5	QPSK	6	0	18.69	18.69	18.60	20.50	0-1
5	16-QAM	1	0	19.73	19.74	19.62	21.50	0
5	16-QAM	1	5	19.64	19.60	19.61	21.50	0
5	16-QAM	1	0	19.76	19.60	19.76	21.50	0
5	16-QAM	1	5	19.73	19.76	19.64	21.50	0
5	16-QAM	1	0	19.70	19.65	19.74	21.50	0
5	16-QAM	1	5	19.67	19.59	19.74	21.50	0
5	16-QAM	3	0	19.65	19.74	19.77	21.50	0
5	16-QAM	3	3	19.67	19.65	19.59	21.50	0
5	16-QAM	5	0	18.67	18.72	18.63	20.50	0-1
5	16-QAM	5	0	18.58	18.67	18.65	20.50	0-1
5	16-QAM	5	0	18.68	18.69	18.64	20.50	0-1
LTE Band 2								
BW(MHz)	Modulation	RB Size	RB Offset	Conducted power (dBm)			Target Power + Max. Tolerance (dBm)	MPR Allowed per 3GPP(dB)
Frequency (MHz)				1851.5	1880	1908.5		
Channel				18615	18900	19185		
3	QPSK	1	0	19.62	19.69	19.78	21.50	0
3	QPSK	1	5	19.67	19.58	19.62	21.50	0
3	QPSK	1	0	19.64	19.64	19.64	21.50	0
3	QPSK	1	5	19.60	19.68	19.78	21.50	0
3	QPSK	3	3	19.74	19.65	19.77	21.50	0
3	QPSK	3	3	19.77	19.64	19.65	21.50	0
3	QPSK	6	0	18.65	18.65	18.75	20.50	0-1
3	QPSK	6	0	18.78	18.75	18.77	20.50	0-1
3	16-QAM	1	0	19.76	19.70	19.75	21.50	0
3	16-QAM	1	5	19.70	19.68	19.65	21.50	0
3	16-QAM	1	0	19.61	19.68	19.77	21.50	0
3	16-QAM	1	5	19.59	19.70	19.76	21.50	0
3	16-QAM	3	0	19.73	19.67	19.64	21.50	0
3	16-QAM	3	3	19.67	19.66	19.66	21.50	0
3	16-QAM	5	0	18.75	18.74	18.60	20.50	0-1
3	16-QAM	5	0	18.77	18.73	18.74	20.50	0-1

Unless otherwise stated the results shown in this test report refer only to the sample(s) tested and such sample(s) are retained for 90 days only.

除非另有說明，此報告結果僅對測試之樣品負責，同時此樣品僅保留90天。本報告未經本公司書面許可，不可部份複製。

This document is issued by the Company subject to its General Conditions of Service printed overleaf, available on request or accessible at <http://www.sgs.com.tw/Terms-and-Conditions> and for electronic format documents, subject to Terms and Conditions for Electronic Documents at <http://www.sgs.com.tw/Terms-and-Conditions>. Attention is drawn to the limitation of liability, indemnification and jurisdiction issues defined therein. Any holder of this document is advised that information contained hereon reflects the Company's findings at the time of its intervention only and within the limits of Client's instructions, if any. The Company's sole responsibility is to its Client and this document does not exonerate parties to a transaction from exercising all their rights and obligations under the transaction documents. This document cannot be reproduced except in full, without prior written approval of the Company. Any unauthorized alteration, forgery or falsification of the content or appearance of this document is unlawful and offenders may be prosecuted to the fullest extent of the law.

SGS Taiwan Ltd.

No.134,Wu Kung Road, New Taipei Industrial Park, Wuku District, New Taipei City, Taiwan/新北市五股區新北產業園區五工路 134 號

台灣檢驗科技股份有限公司

t (886-2) 2299-3279

f (886-2) 2298-0488

www.sgs.com.tw

Member of SGS Group

LTE Band 2								
BW(MHz)	Modulation	RB Size	RB Offset	Conducted power (dBm)			Target Power + Max. Tolerance (dBm)	MPR Allowed per 3GPP(dB)
Frequency (MHz)				1850.7	1880	1909.3		
Channel				18607	18900	19193		
1.4	QPSK	1	0	19.73	19.73	19.65	21.50	0
1.4	QPSK	1	5	19.65	19.60	19.59	21.50	0
1.4	QPSK	3	3	19.71	19.63	19.66	21.50	0
1.4	QPSK	6	0	18.77	18.59	18.74	20.50	0-1
1.4	16-QAM	1	0	19.59	19.63	19.77	21.50	0
1.4	16-QAM	1	5	19.76	19.68	19.69	21.50	0
1.4	16-QAM	3	0	19.65	19.66	19.59	21.50	0
1.4	16-QAM	5	0	18.72	18.69	18.74	20.50	0-1
LTE Band 4								
BW(MHz)	Modulation	RB Size	RB Offset	Conducted power (dBm)			Target Power + Max. Tolerance (dBm)	MPR Allowed per 3GPP(dB)
Frequency (MHz)				1712.5	1732.5	1752.5		
Channel				19975	20175	20375		
5	QPSK	1	0	19.76	19.65	19.73	21.50	0
5	QPSK	1	5	19.63	19.70	19.62	21.50	0
5	QPSK	1	0	19.74	19.66	19.72	21.50	0
5	QPSK	1	5	19.62	19.56	19.70	21.50	0
5	QPSK	1	0	19.56	19.56	19.72	21.50	0
5	QPSK	1	5	19.61	19.59	19.56	21.50	0
5	QPSK	3	0	19.66	19.71	19.72	21.50	0
5	QPSK	3	3	19.61	19.63	19.71	21.50	0
5	QPSK	6	0	18.56	18.66	18.60	20.50	0-1
5	QPSK	6	0	18.71	18.59	18.63	20.50	0-1
5	QPSK	6	0	18.62	18.62	18.74	20.50	0-1
5	16-QAM	1	0	19.72	19.72	19.58	21.50	0
5	16-QAM	1	5	19.72	19.65	19.66	21.50	0
5	16-QAM	1	0	19.70	19.61	19.63	21.50	0
5	16-QAM	1	5	19.75	19.56	19.62	21.50	0
5	16-QAM	1	0	19.68	19.67	19.57	21.50	0
5	16-QAM	1	5	19.64	19.68	19.60	21.50	0
5	16-QAM	3	0	19.64	19.66	19.57	21.50	0
5	16-QAM	3	3	19.62	19.70	19.71	21.50	0
5	16-QAM	5	0	18.68	18.68	18.66	20.50	0-1
5	16-QAM	5	0	18.74	18.68	18.74	20.50	0-1
5	16-QAM	5	0	18.69	18.56	18.64	20.50	0-1

Unless otherwise stated the results shown in this test report refer only to the sample(s) tested and such sample(s) are retained for 90 days only.

除非另有說明，此報告結果僅對測試之樣品負責，同時此樣品僅保留90天。本報告未經本公司書面許可，不可部份複製。

This document is issued by the Company subject to its General Conditions of Service printed overleaf, available on request or accessible at <http://www.sgs.com.tw/Terms-and-Conditions> and for electronic format documents, subject to Terms and Conditions for Electronic Documents at <http://www.sgs.com.tw/Terms-and-Conditions>. Attention is drawn to the limitation of liability, indemnification and jurisdiction issues defined therein. Any holder of this document is advised that information contained hereon reflects the Company's findings at the time of its intervention only and within the limits of Client's instructions, if any. The Company's sole responsibility is to its Client and this document does not exonerate parties to a transaction from exercising all their rights and obligations under the transaction documents. This document cannot be reproduced except in full, without prior written approval of the Company. Any unauthorized alteration, forgery or falsification of the content or appearance of this document is unlawful and offenders may be prosecuted to the fullest extent of the law.

SGS Taiwan Ltd.

No.134,Wu Kung Road, New Taipei Industrial Park, Wuku District, New Taipei City, Taiwan/新北市五股區新北產業園區五工路 134 號

台灣檢驗科技股份有限公司

t (886-2) 2299-3279

f (886-2) 2298-0488

[www.sgs.com.tw](http://www.sgs.com.tw)

Member of SGS Group

LTE Band 4								
BW(MHz)	Modulation	RB Size	RB Offset	Conducted power (dBm)			Target Power + Max. Tolerance (dBm)	MPR Allowed per 3GPP(dB)
Frequency (MHz)				1711.5	1732.5	1753.5		
Channel				19965	20175	20385		
3	QPSK	1	0	19.65	19.58	19.74	21.50	0
3	QPSK	1	5	19.60	19.62	19.62	21.50	0
3	QPSK	1	0	19.65	19.64	19.73	21.50	0
3	QPSK	1	5	19.68	19.69	19.72	21.50	0
3	QPSK	3	3	19.63	19.69	19.63	21.50	0
3	QPSK	3	3	19.56	19.63	19.58	21.50	0
3	QPSK	6	0	18.73	18.59	18.73	20.50	0-1
3	QPSK	6	0	18.67	18.63	18.73	20.50	0-1
3	16-QAM	1	0	19.60	19.70	19.68	21.50	0
3	16-QAM	1	5	19.68	19.73	19.64	21.50	0
3	16-QAM	1	0	19.67	19.70	19.75	21.50	0
3	16-QAM	1	5	19.70	19.63	19.62	21.50	0
3	16-QAM	3	0	19.72	19.68	19.67	21.50	0
3	16-QAM	3	3	19.56	19.74	19.72	21.50	0
3	16-QAM	5	0	18.59	18.62	18.74	20.50	0-1
3	16-QAM	5	0	18.69	18.56	18.58	20.50	0-1
LTE Band 4								
BW(MHz)	Modulation	RB Size	RB Offset	Conducted power (dBm)			Target Power + Max. Tolerance (dBm)	MPR Allowed per 3GPP(dB)
Frequency (MHz)				1710.7	1732.5	1754.3		
Channel				19957	20175	20393		
1.4	QPSK	1	0	19.71	19.72	19.56	21.50	0
1.4	QPSK	1	5	19.60	19.57	19.58	21.50	0
1.4	QPSK	3	3	19.74	19.70	19.70	21.50	0
1.4	QPSK	6	0	18.62	18.62	18.65	20.50	0-1
1.4	16-QAM	1	0	19.72	19.60	19.66	21.50	0
1.4	16-QAM	1	5	19.56	19.59	19.70	21.50	0
1.4	16-QAM	3	0	19.71	19.68	19.57	21.50	0
1.4	16-QAM	5	0	18.62	18.64	18.70	20.50	0-1

Unless otherwise stated the results shown in this test report refer only to the sample(s) tested and such sample(s) are retained for 90 days only.

除非另有說明，此報告結果僅對測試之樣品負責，同時此樣品僅保留90天。本報告未經本公司書面許可，不可部份複製。

This document is issued by the Company subject to its General Conditions of Service printed overleaf, available on request or accessible at <http://www.sgs.com.tw/Terms-and-Conditions> and for electronic format documents, subject to Terms and Conditions for Electronic Documents at <http://www.sgs.com.tw/Terms-and-Conditions>. Attention is drawn to the limitation of liability, indemnification and jurisdiction issues defined therein. Any holder of this document is advised that information contained hereon reflects the Company's findings at the time of its intervention only and within the limits of Client's instructions, if any. The Company's sole responsibility is to its Client and this document does not exonerate parties to a transaction from exercising all their rights and obligations under the transaction documents. This document cannot be reproduced except in full, without prior written approval of the Company. Any unauthorized alteration, forgery or falsification of the content or appearance of this document is unlawful and offenders may be prosecuted to the fullest extent of the law.

SGS Taiwan Ltd.

No.134,Wu Kung Road, New Taipei Industrial Park, Wuku District, New Taipei City, Taiwan/新北市五股區新北產業園區五工路 134 號

台灣檢驗科技股份有限公司

t (886-2) 2299-3279

f (886-2) 2298-0488

[www.sgs.com.tw](http://www.sgs.com.tw)

Member of SGS Group

LTE Band 5								
BW(MHz)	Modulation	RB Size	RB Offset	Conducted power (dBm)			Target Power + Max. Tolerance (dBm)	MPR Allowed per 3GPP(dB)
Frequency (MHz)				826.5	836.5	846.5		
Channel				20425	20525	20625		
5	QPSK	1	0	20.14	20.10	20.03	21.50	0
5	QPSK	1	5	20.06	20.02	19.95	21.50	0
5	QPSK	1	0	19.97	20.02	20.11	21.50	0
5	QPSK	1	5	19.98	19.93	20.04	21.50	0
5	QPSK	1	0	20.02	20.07	20.09	21.50	0
5	QPSK	1	5	20.00	19.95	20.11	21.50	0
5	QPSK	3	0	20.03	20.00	19.98	21.50	0
5	QPSK	3	3	20.07	20.06	20.05	21.50	0
5	QPSK	6	0	18.98	18.99	19.00	20.50	0-1
5	QPSK	6	0	18.94	19.10	19.05	20.50	0-1
5	QPSK	6	0	19.05	18.98	19.07	20.50	0-1
5	16-QAM	1	0	20.11	20.00	19.98	21.50	0
5	16-QAM	1	5	19.97	19.98	20.12	21.50	0
5	16-QAM	1	0	20.10	19.96	20.00	21.50	0
5	16-QAM	1	5	20.10	20.05	20.00	21.50	0
5	16-QAM	1	0	20.09	20.08	20.03	21.50	0
5	16-QAM	1	5	20.00	19.94	20.12	21.50	0
5	16-QAM	3	0	19.94	20.04	19.93	21.50	0
5	16-QAM	3	3	20.11	19.93	20.00	21.50	0
5	16-QAM	5	0	19.00	19.08	19.02	20.50	0-1
5	16-QAM	5	0	19.01	18.96	19.05	20.50	0-1
5	16-QAM	5	0	18.95	18.97	19.05	20.50	0-1
LTE Band 5								
BW(MHz)	Modulation	RB Size	RB Offset	Conducted power (dBm)			Target Power + Max. Tolerance (dBm)	MPR Allowed per 3GPP(dB)
Frequency (MHz)				825.5	836.5	847.5		
Channel				20415	20525	20635		
3	QPSK	1	0	20.06	19.93	20.08	21.50	0
3	QPSK	1	5	20.02	20.10	20.07	21.50	0
3	QPSK	1	0	19.95	20.00	20.10	21.50	0
3	QPSK	1	5	20.08	20.07	20.05	21.50	0
3	QPSK	3	3	19.99	20.08	20.00	21.50	0
3	QPSK	3	3	19.94	20.11	20.08	21.50	0
3	QPSK	6	0	19.09	18.93	19.05	20.50	0-1
3	QPSK	6	0	18.98	19.08	18.95	20.50	0-1
3	16-QAM	1	0	20.01	20.00	19.98	21.50	0
3	16-QAM	1	5	20.08	20.00	19.98	21.50	0
3	16-QAM	1	0	20.04	20.10	20.10	21.50	0
3	16-QAM	1	5	19.98	20.09	20.05	21.50	0
3	16-QAM	3	0	20.07	20.08	19.98	21.50	0
3	16-QAM	3	3	20.03	20.11	19.95	21.50	0
3	16-QAM	5	0	19.12	19.02	19.04	20.50	0-1
3	16-QAM	5	0	18.99	19.12	18.95	20.50	0-1

Unless otherwise stated the results shown in this test report refer only to the sample(s) tested and such sample(s) are retained for 90 days only.

除非另有說明，此報告結果僅對測試之樣品負責，同時此樣品僅保留90天。本報告未經本公司書面許可，不可部份複製。

This document is issued by the Company subject to its General Conditions of Service printed overleaf, available on request or accessible at <http://www.sgs.com.tw/Terms-and-Conditions> and for electronic format documents, subject to Terms and Conditions for Electronic Documents at <http://www.sgs.com.tw/Terms-and-Conditions>. Attention is drawn to the limitation of liability, indemnification and jurisdiction issues defined therein. Any holder of this document is advised that information contained hereon reflects the Company's findings at the time of its intervention only and within the limits of Client's instructions, if any. The Company's sole responsibility is to its Client and this document does not exonerate parties to a transaction from exercising all their rights and obligations under the transaction documents. This document cannot be reproduced except in full, without prior written approval of the Company. Any unauthorized alteration, forgery or falsification of the content or appearance of this document is unlawful and offenders may be prosecuted to the fullest extent of the law.

SGS Taiwan Ltd.

No.134,Wu Kung Road, New Taipei Industrial Park, Wuku District, New Taipei City, Taiwan/新北市五股區新北產業園區五工路 134 號

台灣檢驗科技股份有限公司

t (886-2) 2299-3279

f (886-2) 2298-0488

[www.sgs.com.tw](http://www.sgs.com.tw)

Member of SGS Group

LTE Band 5								
BW(MHz)	Modulation	RB Size	RB Offset	Conducted power (dBm)			Target Power + Max. Tolerance (dBm)	MPR Allowed per 3GPP(dB)
Frequency (MHz)				824.7	836.5	848.3		
Channel				20407	20525	20643		
1.4	QPSK	1	0	20.01	19.96	20.12	21.50	0
1.4	QPSK	1	5	20.01	20.10	20.10	21.50	0
1.4	QPSK	3	3	20.11	20.06	20.00	21.50	0
1.4	QPSK	6	0	19.00	18.96	19.07	20.50	0-1
1.4	16-QAM	1	0	20.08	20.04	20.10	21.50	0
1.4	16-QAM	1	5	20.04	20.04	19.97	21.50	0
1.4	16-QAM	3	0	19.97	20.12	20.00	21.50	0
1.4	16-QAM	5	0	18.97	19.08	19.10	20.50	0-1
LTE Band 12								
BW(MHz)	Modulation	RB Size	RB Offset	Conducted power (dBm)			Target Power + Max. Tolerance (dBm)	MPR Allowed per 3GPP(dB)
Frequency (MHz)				701.5	707.5	713.5		
Channel				23035	23095	23155		
5	QPSK	1	0	20.23	20.01	19.94	21.50	0
5	QPSK	1	5	20.04	20.12	20.14	21.50	0
5	QPSK	1	0	20.13	20.09	20.06	21.50	0
5	QPSK	1	5	20.07	20.04	20.03	21.50	0
5	QPSK	1	0	20.08	20.14	20.03	21.50	0
5	QPSK	1	5	20.19	20.19	20.04	21.50	0
5	QPSK	3	0	20.05	20.03	20.10	21.50	0
5	QPSK	3	3	20.03	20.19	20.17	21.50	0
5	QPSK	6	0	19.21	19.09	19.15	20.50	0-1
5	QPSK	6	0	19.19	19.19	19.19	20.50	0-1
5	QPSK	6	0	19.19	19.11	19.21	20.50	0-1
5	16-QAM	1	0	20.11	20.15	20.20	21.50	0
5	16-QAM	1	5	20.04	20.12	20.15	21.50	0
5	16-QAM	1	0	20.11	20.19	20.15	21.50	0
5	16-QAM	1	5	20.17	20.11	20.11	21.50	0
5	16-QAM	1	0	20.05	20.09	20.10	21.50	0
5	16-QAM	1	5	20.06	20.14	20.05	21.50	0
5	16-QAM	3	0	20.10	20.05	20.20	21.50	0
5	16-QAM	3	3	20.16	20.02	20.07	21.50	0
5	16-QAM	5	0	19.21	19.21	19.11	20.50	0-1
5	16-QAM	5	0	19.05	19.11	19.12	20.50	0-1
5	16-QAM	5	0	19.19	19.07	19.21	20.50	0-1

Unless otherwise stated the results shown in this test report refer only to the sample(s) tested and such sample(s) are retained for 90 days only.

除非另有說明，此報告結果僅對測試之樣品負責，同時此樣品僅保留90天。本報告未經本公司書面許可，不可部份複製。

This document is issued by the Company subject to its General Conditions of Service printed overleaf, available on request or accessible at <http://www.sgs.com.tw/Terms-and-Conditions> and for electronic format documents, subject to Terms and Conditions for Electronic Documents at <http://www.sgs.com.tw/Terms-and-Conditions>. Attention is drawn to the limitation of liability, indemnification and jurisdiction issues defined therein. Any holder of this document is advised that information contained hereon reflects the Company's findings at the time of its intervention only and within the limits of Client's instructions, if any. The Company's sole responsibility is to its Client and this document does not exonerate parties to a transaction from exercising all their rights and obligations under the transaction documents. This document cannot be reproduced except in full, without prior written approval of the Company. Any unauthorized alteration, forgery or falsification of the content or appearance of this document is unlawful and offenders may be prosecuted to the fullest extent of the law.

SGS Taiwan Ltd.

No.134,Wu Kung Road, New Taipei Industrial Park, Wuku District, New Taipei City, Taiwan/新北市五股區新北產業園區五工路 134 號

台灣檢驗科技股份有限公司

t (886-2) 2299-3279

f (886-2) 2298-0488

[www.sgs.com.tw](http://www.sgs.com.tw)

Member of SGS Group

LTE Band 12								
BW(MHz)	Modulation	RB Size	RB Offset	Conducted power (dBm)			Target Power + Max. Tolerance (dBm)	MPR Allowed per 3GPP(dB)
Frequency (MHz)				700.5	707.5	714.5		
Channel				23025	23095	23165		
3	QPSK	1	0	20.15	20.09	20.07	21.50	0
3	QPSK	1	5	20.10	20.08	20.06	21.50	0
3	QPSK	1	0	20.15	20.08	20.15	21.50	0
3	QPSK	1	5	20.18	20.18	20.15	21.50	0
3	QPSK	3	3	20.07	20.15	20.11	21.50	0
3	QPSK	3	3	20.20	20.16	20.03	21.50	0
3	QPSK	6	0	19.05	19.18	19.16	20.50	0-1
3	QPSK	6	0	19.11	19.14	19.19	20.50	0-1
3	16-QAM	1	0	20.15	20.11	20.18	21.50	0
3	16-QAM	1	5	20.04	20.12	20.04	21.50	0
3	16-QAM	1	0	20.11	20.20	20.10	21.50	0
3	16-QAM	1	5	20.09	20.06	20.09	21.50	0
3	16-QAM	3	0	20.19	20.17	20.08	21.50	0
3	16-QAM	3	3	20.14	20.17	20.09	21.50	0
3	16-QAM	5	0	19.13	19.13	19.10	20.50	0-1
3	16-QAM	5	0	19.21	19.14	19.04	20.50	0-1
LTE Band 12								
BW(MHz)	Modulation	RB Size	RB Offset	Conducted power (dBm)			Target Power + Max. Tolerance (dBm)	MPR Allowed per 3GPP(dB)
Frequency (MHz)				699.7	707.5	715.3		
Channel				23017	23095	23173		
1.4	QPSK	1	0	20.14	20.14	20.07	21.50	0
1.4	QPSK	1	5	20.13	20.10	20.12	21.50	0
1.4	QPSK	3	3	20.15	20.22	20.19	21.50	0
1.4	QPSK	6	0	19.16	19.18	19.03	20.50	0-1
1.4	16-QAM	1	0	20.21	20.19	20.13	21.50	0
1.4	16-QAM	1	5	20.12	20.10	20.04	21.50	0
1.4	16-QAM	3	0	20.15	20.18	20.03	21.50	0
1.4	16-QAM	5	0	19.04	19.07	19.14	20.50	0-1

Unless otherwise stated the results shown in this test report refer only to the sample(s) tested and such sample(s) are retained for 90 days only.

除非另有說明，此報告結果僅對測試之樣品負責，同時此樣品僅保留90天。本報告未經本公司書面許可，不可部份複製。

This document is issued by the Company subject to its General Conditions of Service printed overleaf, available on request or accessible at <http://www.sgs.com.tw/Terms-and-Conditions> and for electronic format documents, subject to Terms and Conditions for Electronic Documents at <http://www.sgs.com.tw/Terms-and-Conditions>. Attention is drawn to the limitation of liability, indemnification and jurisdiction issues defined therein. Any holder of this document is advised that information contained hereon reflects the Company's findings at the time of its intervention only and within the limits of Client's instructions, if any. The Company's sole responsibility is to its Client and this document does not exonerate parties to a transaction from exercising all their rights and obligations under the transaction documents. This document cannot be reproduced except in full, without prior written approval of the Company. Any unauthorized alteration, forgery or falsification of the content or appearance of this document is unlawful and offenders may be prosecuted to the fullest extent of the law.

SGS Taiwan Ltd.

No.134,Wu Kung Road, New Taipei Industrial Park, Wuku District, New Taipei City, Taiwan/新北市五股區新北產業園區五工路 134 號

台灣檢驗科技股份有限公司

t (886-2) 2299-3279

f (886-2) 2298-0488

[www.sgs.com.tw](http://www.sgs.com.tw)

Member of SGS Group



LTE Band 13								
BW(MHz)	Modulation	RB Size	RB Offset	Conducted power (dBm)			Target Power + Max. Tolerance (dBm)	MPR Allowed per 3GPP(dB)
Frequency (MHz)				779.5	782	784.5		
Channel				23205	23230	23255		
5	QPSK	1	0	20.21	20.15	20.10	21.50	0
5	QPSK	1	5	20.04	20.16	20.08	21.50	0
5	QPSK	1	0	20.03	20.18	20.19	21.50	0
5	QPSK	1	5	20.17	20.11	20.13	21.50	0
5	QPSK	1	0	20.00	20.07	20.01	21.50	0
5	QPSK	1	5	20.11	20.06	20.06	21.50	0
5	QPSK	3	0	20.10	20.09	20.03	21.50	0
5	QPSK	3	3	20.08	20.05	20.01	21.50	0
5	QPSK	6	0	19.19	19.06	19.00	20.50	0-1
5	QPSK	6	0	19.04	19.05	19.14	20.50	0-1
5	QPSK	6	0	19.04	19.11	19.11	20.50	0-1
5	16-QAM	1	0	20.06	20.16	20.10	21.50	0
5	16-QAM	1	5	20.11	20.09	20.12	21.50	0
5	16-QAM	1	0	20.19	20.04	20.13	21.50	0
5	16-QAM	1	5	20.03	20.16	20.17	21.50	0
5	16-QAM	1	0	20.09	20.00	20.06	21.50	0
5	16-QAM	1	5	20.17	20.08	20.12	21.50	0
5	16-QAM	3	0	20.09	20.00	20.12	21.50	0
5	16-QAM	3	3	20.04	20.04	20.20	21.50	0
5	16-QAM	5	0	19.14	19.16	19.16	20.50	0-1
5	16-QAM	5	0	19.06	19.04	19.06	20.50	0-1
5	16-QAM	5	0	19.19	19.07	19.14	20.50	0-1
LTE Band 14								
BW(MHz)	Modulation	RB Size	RB Offset	Conducted power (dBm)			Target Power + Max. Tolerance (dBm)	MPR Allowed per 3GPP(dB)
Frequency (MHz)				790.5	793	795.5		
Channel				23305	23330	23355		
5	QPSK	1	0	20.22	20.13	20.11	21.50	0
5	QPSK	1	5	20.04	20.19	20.13	21.50	0
5	QPSK	1	0	20.03	20.01	20.01	21.50	0
5	QPSK	1	5	20.07	20.11	20.12	21.50	0
5	QPSK	1	0	20.03	20.06	20.19	21.50	0
5	QPSK	1	5	20.16	20.01	20.01	21.50	0
5	QPSK	3	0	20.00	20.07	20.15	21.50	0
5	QPSK	3	3	20.15	20.15	20.01	21.50	0
5	QPSK	6	0	19.09	19.20	19.18	20.50	0-1
5	QPSK	6	0	19.09	19.04	19.09	20.50	0-1
5	QPSK	6	0	19.11	19.13	19.13	20.50	0-1
5	16-QAM	1	0	20.12	20.04	20.04	21.50	0
5	16-QAM	1	5	20.17	20.19	20.04	21.50	0
5	16-QAM	1	0	20.18	20.05	20.20	21.50	0
5	16-QAM	1	5	20.18	20.17	20.01	21.50	0
5	16-QAM	1	0	20.14	20.13	20.02	21.50	0
5	16-QAM	1	5	20.14	20.05	20.00	21.50	0
5	16-QAM	3	0	20.16	20.12	20.12	21.50	0
5	16-QAM	3	3	20.17	20.18	20.06	21.50	0
5	16-QAM	5	0	19.11	19.10	19.14	20.50	0-1
5	16-QAM	5	0	19.18	19.13	19.00	20.50	0-1
5	16-QAM	5	0	19.10	19.01	19.01	20.50	0-1

Unless otherwise stated the results shown in this test report refer only to the sample(s) tested and such sample(s) are retained for 90 days only.

除非另有說明，此報告結果僅對測試之樣品負責，同時此樣品僅保留90天。本報告未經本公司書面許可，不可部份複製。

This document is issued by the Company subject to its General Conditions of Service printed overleaf, available on request or accessible at <http://www.sgs.com.tw/Terms-and-Conditions> and for electronic format documents, subject to Terms and Conditions for Electronic Documents at <http://www.sgs.com.tw/Terms-and-Conditions>. Attention is drawn to the limitation of liability, indemnification and jurisdiction issues defined therein. Any holder of this document is advised that information contained hereon reflects the Company's findings at the time of its intervention only and within the limits of Client's instructions, if any. The Company's sole responsibility is to its Client and this document does not exonerate parties to a transaction from exercising all their rights and obligations under the transaction documents. This document cannot be reproduced except in full, without prior written approval of the Company. Any unauthorized alteration, forgery or falsification of the content or appearance of this document is unlawful and offenders may be prosecuted to the fullest extent of the law.

SGS Taiwan Ltd.

No.134,Wu Kung Road, New Taipei Industrial Park, Wuku District, New Taipei City, Taiwan/新北市五股區新北產業園區五工路 134 號

台灣檢驗科技股份有限公司

t (886-2) 2299-3279

f (886-2) 2298-0488

[www.sgs.com.tw](http://www.sgs.com.tw)

Member of SGS Group

LTE Band 25								
BW(MHz)	Modulation	RB Size	RB Offset	Conducted power (dBm)			Target Power + Max. Tolerance (dBm)	MPR Allowed per 3GPP(dB)
Frequency (MHz)				1852.5	1882.5	1912.5		
Channel				26065	26365	26665		
5	QPSK	1	0	19.50	19.51	19.66	21.50	0
5	QPSK	1	5	19.57	19.64	19.54	21.50	0
5	QPSK	1	0	19.52	19.62	19.59	21.50	0
5	QPSK	1	5	19.61	19.55	19.58	21.50	0
5	QPSK	1	0	19.46	19.54	19.60	21.50	0
5	QPSK	1	5	19.47	19.55	19.62	21.50	0
5	QPSK	3	0	19.54	19.61	19.63	21.50	0
5	QPSK	3	3	19.46	19.51	19.49	21.50	0
5	QPSK	6	0	18.49	18.64	18.49	20.50	0-1
5	QPSK	6	0	18.54	18.47	18.58	20.50	0-1
5	QPSK	6	0	18.53	18.57	18.48	20.50	0-1
5	16-QAM	1	0	19.56	19.64	19.46	21.50	0
5	16-QAM	1	5	19.55	19.62	19.57	21.50	0
5	16-QAM	1	0	19.58	19.64	19.58	21.50	0
5	16-QAM	1	5	19.49	19.47	19.60	21.50	0
5	16-QAM	1	0	19.64	19.53	19.57	21.50	0
5	16-QAM	1	5	19.45	19.54	19.51	21.50	0
5	16-QAM	3	0	19.47	19.64	19.60	21.50	0
5	16-QAM	3	3	19.58	19.58	19.47	21.50	0
5	16-QAM	5	0	18.60	18.47	18.64	20.50	0-1
5	16-QAM	5	0	18.47	18.56	18.48	20.50	0-1
5	16-QAM	5	0	18.46	18.53	18.47	20.50	0-1
LTE Band 25								
BW(MHz)	Modulation	RB Size	RB Offset	Conducted power (dBm)			Target Power + Max. Tolerance (dBm)	MPR Allowed per 3GPP(dB)
Frequency (MHz)				1851.5	1882.5	1913.5		
Channel				26055	26365	26675		
3	QPSK	1	0	19.53	19.65	19.55	21.50	0
3	QPSK	1	5	19.53	19.46	19.52	21.50	0
3	QPSK	1	0	19.53	19.64	19.56	21.50	0
3	QPSK	1	5	19.56	19.57	19.54	21.50	0
3	QPSK	3	3	19.64	19.65	19.58	21.50	0
3	QPSK	3	3	19.54	19.48	19.63	21.50	0
3	QPSK	6	0	18.58	18.61	18.65	20.50	0-1
3	QPSK	6	0	18.46	18.63	18.47	20.50	0-1
3	16-QAM	1	0	19.50	19.58	19.46	21.50	0
3	16-QAM	1	5	19.60	19.58	19.46	21.50	0
3	16-QAM	1	0	19.61	19.53	19.56	21.50	0
3	16-QAM	1	5	19.47	19.64	19.58	21.50	0
3	16-QAM	3	0	19.53	19.45	19.51	21.50	0
3	16-QAM	3	3	19.56	19.47	19.51	21.50	0
3	16-QAM	5	0	18.46	18.52	18.54	20.50	0-1
3	16-QAM	5	0	18.62	18.62	18.53	20.50	0-1

Unless otherwise stated the results shown in this test report refer only to the sample(s) tested and such sample(s) are retained for 90 days only.

除非另有說明，此報告結果僅對測試之樣品負責，同時此樣品僅保留90天。本報告未經本公司書面許可，不可部份複製。

This document is issued by the Company subject to its General Conditions of Service printed overleaf, available on request or accessible at <http://www.sgs.com.tw/Terms-and-Conditions> and for electronic format documents, subject to Terms and Conditions for Electronic Documents at <http://www.sgs.com.tw/Terms-and-Conditions>. Attention is drawn to the limitation of liability, indemnification and jurisdiction issues defined therein. Any holder of this document is advised that information contained hereon reflects the Company's findings at the time of its intervention only and within the limits of Client's instructions, if any. The Company's sole responsibility is to its Client and this document does not exonerate parties to a transaction from exercising all their rights and obligations under the transaction documents. This document cannot be reproduced except in full, without prior written approval of the Company. Any unauthorized alteration, forgery or falsification of the content or appearance of this document is unlawful and offenders may be prosecuted to the fullest extent of the law.

SGS Taiwan Ltd.

No.134,Wu Kung Road, New Taipei Industrial Park, Wuku District, New Taipei City, Taiwan/新北市五股區新北產業園區五工路 134 號

台灣檢驗科技股份有限公司

t (886-2) 2299-3279

f (886-2) 2298-0488

[www.sgs.com.tw](http://www.sgs.com.tw)

Member of SGS Group

LTE Band 25								
BW(MHz)	Modulation	RB Size	RB Offset	Conducted power (dBm)			Target Power + Max. Tolerance (dBm)	MPR Allowed per 3GPP(dB)
Frequency (MHz)				1850.7	1882.5	1914.3		
Channel				26047	26365	26683		
1.4	QPSK	1	0	19.51	19.58	19.47	21.50	0
1.4	QPSK	1	5	19.47	19.62	19.63	21.50	0
1.4	QPSK	3	3	19.49	19.48	19.56	21.50	0
1.4	QPSK	6	0	18.58	18.54	18.55	20.50	0-1
1.4	16-QAM	1	0	19.63	19.52	19.55	21.50	0
1.4	16-QAM	1	5	19.56	19.47	19.62	21.50	0
1.4	16-QAM	3	0	19.50	19.47	19.52	21.50	0
1.4	16-QAM	5	0	18.61	18.53	18.65	20.50	0-1
LTE Band 26_FCC								
BW(MHz)	Modulation	RB Size	RB Offset	Conducted power (dBm)			Target Power + Max. Tolerance (dBm)	MPR Allowed per 3GPP(dB)
Frequency (MHz)				816.5	831.5	846.5		
Channel				26715	26865	27015		
5	QPSK	1	0	20.11	20.07	19.66	21.50	0
5	QPSK	1	5	20.08	20.01	19.92	21.50	0
5	QPSK	1	0	19.94	19.97	19.94	21.50	0
5	QPSK	1	5	19.96	19.93	20.06	21.50	0
5	QPSK	1	0	19.94	19.92	20.02	21.50	0
5	QPSK	1	5	19.99	20.01	20.01	21.50	0
5	QPSK	3	0	19.93	19.95	19.93	21.50	0
5	QPSK	3	3	19.95	20.06	19.91	21.50	0
5	QPSK	6	0	19.09	19.09	18.93	20.50	0-1
5	QPSK	6	0	18.91	19.03	18.98	20.50	0-1
5	QPSK	6	0	18.90	19.05	18.93	20.50	0-1
5	16-QAM	1	0	20.05	20.06	20.05	21.50	0
5	16-QAM	1	5	19.93	19.99	19.94	21.50	0
5	16-QAM	1	0	20.02	19.95	20.02	21.50	0
5	16-QAM	1	5	20.05	19.93	19.90	21.50	0
5	16-QAM	1	0	20.04	19.96	20.07	21.50	0
5	16-QAM	1	5	20.00	20.01	20.03	21.50	0
5	16-QAM	3	0	20.07	20.09	20.06	21.50	0
5	16-QAM	3	3	19.99	20.04	20.06	21.50	0
5	16-QAM	5	0	19.05	19.02	18.96	20.50	0-1
5	16-QAM	5	0	19.02	19.05	19.02	20.50	0-1
5	16-QAM	5	0	19.08	18.98	19.02	20.50	0-1

Unless otherwise stated the results shown in this test report refer only to the sample(s) tested and such sample(s) are retained for 90 days only.

除非另有說明，此報告結果僅對測試之樣品負責，同時此樣品僅保留90天。本報告未經本公司書面許可，不可部份複製。

This document is issued by the Company subject to its General Conditions of Service printed overleaf, available on request or accessible at <http://www.sgs.com.tw/Terms-and-Conditions> and for electronic format documents, subject to Terms and Conditions for Electronic Documents at <http://www.sgs.com.tw/Terms-and-Conditions>. Attention is drawn to the limitation of liability, indemnification and jurisdiction issues defined therein. Any holder of this document is advised that information contained hereon reflects the Company's findings at the time of its intervention only and within the limits of Client's instructions, if any. The Company's sole responsibility is to its Client and this document does not exonerate parties to a transaction from exercising all their rights and obligations under the transaction documents. This document cannot be reproduced except in full, without prior written approval of the Company. Any unauthorized alteration, forgery or falsification of the content or appearance of this document is unlawful and offenders may be prosecuted to the fullest extent of the law.

SGS Taiwan Ltd.

No.134,Wu Kung Road, New Taipei Industrial Park, Wuku District, New Taipei City, Taiwan/新北市五股區新北產業園區五工路 134 號

台灣檢驗科技股份有限公司

t (886-2) 2299-3279

f (886-2) 2298-0488

[www.sgs.com.tw](http://www.sgs.com.tw)

Member of SGS Group

LTE Band 26_FCC								
BW(MHz)	Modulation	RB Size	RB Offset	Conducted power (dBm)			Target Power + Max. Tolerance (dBm)	MPR Allowed per 3GPP(dB)
Frequency (MHz)				815.5	831.5	847.5		
Channel				26705	26865	27025		
3	QPSK	1	0	19.95	19.94	19.94	21.50	0
3	QPSK	1	5	19.93	20.08	20.10	21.50	0
3	QPSK	1	0	20.06	20.03	20.01	21.50	0
3	QPSK	1	5	20.09	20.04	20.05	21.50	0
3	QPSK	3	3	20.08	20.01	20.05	21.50	0
3	QPSK	3	3	20.00	19.93	19.92	21.50	0
3	QPSK	6	0	19.01	18.99	18.98	20.50	0-1
3	QPSK	6	0	18.94	18.96	18.92	20.50	0-1
3	16-QAM	1	0	20.09	19.98	20.02	21.50	0
3	16-QAM	1	5	20.05	20.07	19.92	21.50	0
3	16-QAM	1	0	19.94	19.98	20.03	21.50	0
3	16-QAM	1	5	20.03	20.02	20.05	21.50	0
3	16-QAM	3	0	19.98	20.01	19.96	21.50	0
3	16-QAM	3	3	20.07	19.95	20.05	21.50	0
3	16-QAM	5	0	19.00	18.90	18.99	20.50	0-1
3	16-QAM	5	0	18.96	18.93	19.09	20.50	0-1
LTE Band 26_FCC								
BW(MHz)	Modulation	RB Size	RB Offset	Conducted power (dBm)			Target Power + Max. Tolerance (dBm)	MPR Allowed per 3GPP(dB)
Frequency (MHz)				814.7	831.5	848.3		
Channel				26697	26865	27033		
1.4	QPSK	1	0	19.92	20.04	20.02	21.50	0
1.4	QPSK	1	5	20.05	19.91	19.93	21.50	0
1.4	QPSK	3	3	19.90	20.06	19.99	21.50	0
1.4	QPSK	6	0	18.92	18.95	18.92	20.50	0-1
1.4	16-QAM	1	0	19.93	20.00	20.08	21.50	0
1.4	16-QAM	1	5	20.03	20.10	19.95	21.50	0
1.4	16-QAM	3	0	19.95	19.94	20.09	21.50	0
1.4	16-QAM	5	0	19.04	18.97	19.03	20.50	0-1

Unless otherwise stated the results shown in this test report refer only to the sample(s) tested and such sample(s) are retained for 90 days only.

除非另有說明，此報告結果僅對測試之樣品負責，同時此樣品僅保留90天。本報告未經本公司書面許可，不可部份複製。

This document is issued by the Company subject to its General Conditions of Service printed overleaf, available on request or accessible at <http://www.sgs.com.tw/Terms-and-Conditions> and for electronic format documents, subject to Terms and Conditions for Electronic Documents at <http://www.sgs.com.tw/Terms-and-Conditions>. Attention is drawn to the limitation of liability, indemnification and jurisdiction issues defined therein. Any holder of this document is advised that information contained hereon reflects the Company's findings at the time of its intervention only and within the limits of Client's instructions, if any. The Company's sole responsibility is to its Client and this document does not exonerate parties to a transaction from exercising all their rights and obligations under the transaction documents. This document cannot be reproduced except in full, without prior written approval of the Company. Any unauthorized alteration, forgery or falsification of the content or appearance of this document is unlawful and offenders may be prosecuted to the fullest extent of the law.

SGS Taiwan Ltd.

No.134,Wu Kung Road, New Taipei Industrial Park, Wuku District, New Taipei City, Taiwan/新北市五股區新北產業園區五工路 134 號

台灣檢驗科技股份有限公司

t (886-2) 2299-3279

f (886-2) 2298-0488

[www.sgs.com.tw](http://www.sgs.com.tw)

Member of SGS Group

LTE Band 66								
BW(MHz)	Modulation	RB Size	RB Offset	Conducted power (dBm)			Target Power + Max. Tolerance (dBm)	MPR Allowed per 3GPP(dB)
Frequency (MHz)				1712.5	1745	1777.5		
Channel				131997	132322	132647		
5	QPSK	1	0	19.69	19.78	20.03	21.50	0
5	QPSK	1	5	19.97	20.02	19.95	21.50	0
5	QPSK	1	0	20.00	19.99	19.93	21.50	0
5	QPSK	1	5	19.88	19.85	20.00	21.50	0
5	QPSK	1	0	19.88	19.95	19.95	21.50	0
5	QPSK	1	5	19.89	20.00	20.01	21.50	0
5	QPSK	3	0	19.89	19.92	19.93	21.50	0
5	QPSK	3	3	19.99	20.01	19.92	21.50	0
5	QPSK	6	0	19.01	18.94	18.88	20.50	0-1
5	QPSK	6	0	18.94	18.97	18.95	20.50	0-1
5	QPSK	6	0	18.84	18.89	18.84	20.50	0-1
5	16-QAM	1	0	20.00	19.85	19.95	21.50	0
5	16-QAM	1	5	19.94	19.83	19.94	21.50	0
5	16-QAM	1	0	19.93	19.90	19.97	21.50	0
5	16-QAM	1	5	19.90	19.88	19.91	21.50	0
5	16-QAM	1	0	19.83	20.01	19.89	21.50	0
5	16-QAM	1	5	19.96	19.94	19.95	21.50	0
5	16-QAM	3	0	19.90	19.86	19.88	21.50	0
5	16-QAM	3	3	19.88	19.94	19.86	21.50	0
5	16-QAM	5	0	18.91	18.94	18.85	20.50	0-1
5	16-QAM	5	0	18.85	18.97	18.84	20.50	0-1
5	16-QAM	5	0	18.88	18.99	18.84	20.50	0-1
LTE Band 66								
BW(MHz)	Modulation	RB Size	RB Offset	Conducted power (dBm)			Target Power + Max. Tolerance (dBm)	MPR Allowed per 3GPP(dB)
Frequency (MHz)				1711.5	1745	1778.5		
Channel				131987	132322	132657		
3	QPSK	1	0	19.84	19.85	19.88	21.50	0
3	QPSK	1	5	20.01	19.95	19.94	21.50	0
3	QPSK	1	0	19.85	19.90	19.91	21.50	0
3	QPSK	1	5	19.86	20.01	19.92	21.50	0
3	QPSK	3	3	19.96	19.93	19.93	21.50	0
3	QPSK	3	3	19.82	20.01	19.97	21.50	0
3	QPSK	6	0	18.99	18.84	18.89	20.50	0-1
3	QPSK	6	0	18.91	18.83	18.88	20.50	0-1
3	16-QAM	1	0	19.83	20.01	19.84	21.50	0
3	16-QAM	1	5	19.98	19.84	19.91	21.50	0
3	16-QAM	1	0	19.91	19.83	19.89	21.50	0
3	16-QAM	1	5	19.88	19.83	19.92	21.50	0
3	16-QAM	3	0	19.93	20.01	19.94	21.50	0
3	16-QAM	3	3	19.83	19.87	19.96	21.50	0
3	16-QAM	5	0	19.00	18.93	18.89	20.50	0-1
3	16-QAM	5	0	18.98	18.82	18.84	20.50	0-1

Unless otherwise stated the results shown in this test report refer only to the sample(s) tested and such sample(s) are retained for 90 days only.

除非另有說明，此報告結果僅對測試之樣品負責，同時此樣品僅保留90天。本報告未經本公司書面許可，不可部份複製。

This document is issued by the Company subject to its General Conditions of Service printed overleaf, available on request or accessible at <http://www.sgs.com.tw/Terms-and-Conditions> and for electronic format documents, subject to Terms and Conditions for Electronic Documents at <http://www.sgs.com.tw/Terms-and-Conditions>. Attention is drawn to the limitation of liability, indemnification and jurisdiction issues defined therein. Any holder of this document is advised that information contained hereon reflects the Company's findings at the time of its intervention only and within the limits of Client's instructions, if any. The Company's sole responsibility is to its Client and this document does not exonerate parties to a transaction from exercising all their rights and obligations under the transaction documents. This document cannot be reproduced except in full, without prior written approval of the Company. Any unauthorized alteration, forgery or falsification of the content or appearance of this document is unlawful and offenders may be prosecuted to the fullest extent of the law.

SGS Taiwan Ltd.

No.134,Wu Kung Road, New Taipei Industrial Park, Wuku District, New Taipei City, Taiwan/新北市五股區新北產業園區五工路 134 號

台灣檢驗科技股份有限公司

t (886-2) 2299-3279

f (886-2) 2298-0488

[www.sgs.com.tw](http://www.sgs.com.tw)

Member of SGS Group

LTE Band 66								
BW(MHz)	Modulation	RB Size	RB Offset	Conducted power (dBm)			Target Power + Max. Tolerance (dBm)	MPR Allowed per 3GPP(dB)
Frequency (MHz)				1710.7	1745	1779.3		
Channel				131979	132322	132665		
1.4	QPSK	1	0	19.87	19.93	19.88	21.50	0
1.4	QPSK	1	5	20.01	19.94	19.92	21.50	0
1.4	QPSK	3	3	19.86	19.95	20.00	21.50	0
1.4	QPSK	6	0	19.00	18.90	18.82	20.50	0-1
1.4	16-QAM	1	0	19.93	19.91	20.01	21.50	0
1.4	16-QAM	1	5	19.87	19.91	19.92	21.50	0
1.4	16-QAM	3	0	19.89	19.90	19.99	21.50	0
1.4	16-QAM	5	0	18.93	18.96	18.91	20.50	0-1
LTE Band 85								
BW(MHz)	Modulation	RB Size	RB Offset	Conducted power (dBm)			Target Power + Max. Tolerance (dBm)	MPR Allowed per 3GPP(dB)
Frequency (MHz)				700.5	707	713.5		
Channel				134027	134092	134157		
5	QPSK	1	0	20.76	20.40	20.29	21.50	0
5	QPSK	1	5	20.70	20.66	20.63	21.50	0
5	QPSK	1	0	20.57	20.61	20.65	21.50	0
5	QPSK	1	5	20.70	20.74	20.60	21.50	0
5	QPSK	1	0	20.69	20.70	20.65	21.50	0
5	QPSK	1	5	20.64	20.55	20.72	21.50	0
5	QPSK	3	0	20.60	20.57	20.69	21.50	0
5	QPSK	3	3	20.60	20.67	20.73	21.50	0
5	QPSK	6	0	19.70	19.66	19.69	20.50	0-1
5	QPSK	6	0	19.68	19.62	19.69	20.50	0-1
5	QPSK	6	0	19.65	19.68	19.75	20.50	0-1
5	16-QAM	1	0	20.64	20.71	20.60	21.50	0
5	16-QAM	1	5	20.69	20.58	20.56	21.50	0
5	16-QAM	1	0	20.66	20.71	20.56	21.50	0
5	16-QAM	1	5	20.60	20.58	20.65	21.50	0
5	16-QAM	1	0	20.69	20.69	20.56	21.50	0
5	16-QAM	1	5	20.62	20.72	20.56	21.50	0
5	16-QAM	3	0	20.71	20.64	20.62	21.50	0
5	16-QAM	3	3	20.72	20.70	20.68	21.50	0
5	16-QAM	5	0	19.64	19.65	19.62	20.50	0-1
5	16-QAM	5	0	19.56	19.57	19.69	20.50	0-1
5	16-QAM	5	0	19.66	19.60	19.64	20.50	0-1

Unless otherwise stated the results shown in this test report refer only to the sample(s) tested and such sample(s) are retained for 90 days only.

除非另有說明，此報告結果僅對測試之樣品負責，同時此樣品僅保留90天。本報告未經本公司書面許可，不可部份複製。

This document is issued by the Company subject to its General Conditions of Service printed overleaf, available on request or accessible at <http://www.sgs.com.tw/Terms-and-Conditions> and for electronic format documents, subject to Terms and Conditions for Electronic Documents at <http://www.sgs.com.tw/Terms-and-Conditions>. Attention is drawn to the limitation of liability, indemnification and jurisdiction issues defined therein. Any holder of this document is advised that information contained hereon reflects the Company's findings at the time of its intervention only and within the limits of Client's instructions, if any. The Company's sole responsibility is to its Client and this document does not exonerate parties to a transaction from exercising all their rights and obligations under the transaction documents. This document cannot be reproduced except in full, without prior written approval of the Company. Any unauthorized alteration, forgery or falsification of the content or appearance of this document is unlawful and offenders may be prosecuted to the fullest extent of the law.

SGS Taiwan Ltd.

No.134,Wu Kung Road, New Taipei Industrial Park, Wuku District, New Taipei City, Taiwan/新北市五股區新北產業園區五工路 134 號

台灣檢驗科技股份有限公司

t (886-2) 2299-3279

f (886-2) 2298-0488

[www.sgs.com.tw](http://www.sgs.com.tw)

Member of SGS Group

## 6 SUMMARY OF RESULTS

### 6.1 Decision rules

Reported measurement data comply with Test Methodology in section 1.1.

Determining compliance shall be based on the results of the compliance measurement, not taking into account measurement instrumentation uncertainty.

### 6.2 Summary of SAR Results

#### Vendor 1

Band	Position	Distance (mm)	CH	Freq. (MHz)	Max. Rated Avg. Power + Max. Tolerance (dBm)	Measured Avg. Power (dBm)	Scaling	Averaged SAR over 1g (W/kg)		ID
								Measured	Reported	
GPRS850<1Dn4Up>	Back Surface	0	251	848.8	24.0	22.98	126.47%	0.221	0.280	-
GPRS850<1Dn4Up>	Top Edge	0	128	824.2	24.0	23.11	122.74%	0.911	1.118	-
GPRS850<1Dn4Up>	Top Edge	0	190	836.6	24.0	23.08	123.59%	0.962	1.189	001
GPRS850<1Dn4Up>	Top Edge	0	251	848.8	24.0	22.98	126.47%	0.898	1.136	-
GPRS850<1Dn4Up>	Bottom Edge	0	251	848.8	24.0	22.98	126.47%	0.021	0.027	-
GPRS850<1Dn4Up>	Left Edge	0	251	848.8	24.0	22.98	126.47%	0.001	0.001	-
GPRS850<1Dn4Up>	Right Edge	0	251	848.8	24.0	22.98	126.47%	0.212	0.268	-
Repeated	Top Edge	0	190	836.6	24.0	23.11	122.74%	0.953	1.170	-
GPRS1900<1Dn4Up>	Back Surface	0	512	1850.2	19.5	19.15	108.39%	0.166	0.180	-
GPRS1900<1Dn4Up>	Top Edge	0	512	1850.2	19.5	19.15	108.39%	0.504	0.546	-
GPRS1900<1Dn4Up>	Top Edge	0	661	1880	19.5	18.98	112.72%	0.635	0.716	-
GPRS1900<1Dn4Up>	Top Edge	0	810	1909.8	19.5	18.94	113.76%	0.992	1.129	002
GPRS1900<1Dn4Up>	Bottom Edge	0	512	1850.2	19.5	19.15	108.39%	0.006	0.007	-
GPRS1900<1Dn4Up>	Left Edge	0	512	1850.2	19.5	19.15	108.39%	0.033	0.036	-
GPRS1900<1Dn4Up>	Right Edge	0	512	1850.2	19.5	19.15	108.39%	0.254	0.275	-
Repeated	Top Edge	0	810	1909.8	19.5	19.15	108.39%	0.981	1.063	-

\* - repeated at the highest SAR measurement according to the KDB 865664 D01

Unless otherwise stated the results shown in this test report refer only to the sample(s) tested and such sample(s) are retained for 90 days only.  
除非另有說明，此報告結果僅對測試之樣品負責，同時此樣品僅保留90天。本報告未經本公司書面許可，不可部份複製。

This document is issued by the Company subject to its General Conditions of Service printed overleaf, available on request or accessible at <http://www.sgs.com.tw/Terms-and-Conditions> and for electronic format documents, subject to Terms and Conditions for Electronic Documents at <http://www.sgs.com.tw/Terms-and-Conditions>. Attention is drawn to the limitation of liability, indemnification and jurisdiction issues defined therein. Any holder of this document is advised that information contained hereon reflects the Company's findings at the time of its intervention only and within the limits of Client's instructions, if any. The Company's sole responsibility is to its Client and this document does not exonerate parties to a transaction from exercising all their rights and obligations under the transaction documents. This document cannot be reproduced except in full, without prior written approval of the Company. Any unauthorized alteration, forgery or falsification of the content or appearance of this document is unlawful and offenders may be prosecuted to the fullest extent of the law.

SGS Taiwan Ltd.

No.134,Wu Kung Road, New Taipei Industrial Park, Wuku District, New Taipei City, Taiwan/新北市五股區新北產業園區五工路 134 號

台灣檢驗科技股份有限公司

t (886-2) 2299-3279

f (886-2) 2298-0488

[www.sgs.com.tw](http://www.sgs.com.tw)

Member of SGS Group

Mode	Bandwidth (MHz)	Modulation	RB Size	RB start	Position	Distance (mm)	CH	Freq. (MHz)	Max. Rated Avg. Power + Max. Tolerance (dBm)	Measured Avg. Power (dBm)	Scaling	Averaged SAR over 1g (W/kg)		ID
												Measured	Reported	
LTE Band 2	5	QPSK	1	0	Back Surface	0	19175	1907.5	21.50	19.79	148.25%	0.047	0.070	-
LTE Band 2			1	0	Top Edge	0	18625	1852.5	21.50	19.61	154.53%	0.481	0.743	003
LTE Band 2			1	0	Top Edge	0	18900	1880	21.50	19.67	152.41%	0.426	0.649	-
LTE Band 2			1	0	Top Edge	0	19175	1907.5	21.50	19.79	148.25%	0.339	0.503	-
LTE Band 2			1	0	Bottom Edge	0	18625	1852.5	21.50	19.79	148.25%	0.001	0.001	-
LTE Band 2			1	0	Left Edge	0	18900	1880	21.50	19.79	148.25%	0.001	0.001	-
LTE Band 2			1	0	Right Edge	0	19175	1907.5	21.50	19.79	148.25%	0.066	0.098	-
LTE Band 4	5	QPSK	1	0	Back Surface	0	19975	1712.5	21.50	19.76	149.28%	0.039	0.058	-
LTE Band 4			1	0	Top Edge	0	19975	1712.5	21.50	19.76	149.28%	0.636	0.949	004
LTE Band 4			1	0	Top Edge	0	20175	1732.5	21.50	19.65	153.11%	0.565	0.865	-
LTE Band 4			1	0	Top Edge	0	20375	1752.5	21.50	19.73	150.31%	0.456	0.685	-
LTE Band 4			1	0	Bottom Edge	0	19975	1712.5	21.50	19.76	149.28%	0.001	0.001	-
LTE Band 4			1	0	Left Edge	0	19975	1712.5	21.50	19.76	149.28%	0.001	0.001	-
LTE Band 4			1	0	Right Edge	0	19975	1712.5	21.50	19.76	149.28%	0.063	0.094	-
LTE Band 5	5	QPSK	1	0	Back Surface	0	20425	826.5	21.50	20.14	136.77%	0.021	0.029	-
LTE Band 5			1	0	Top Edge	0	20425	826.5	21.50	20.14	136.77%	0.190	0.260	005
LTE Band 5			1	0	Top Edge	0	20525	836.5	21.50	20.10	138.04%	0.181	0.250	-
LTE Band 5			1	0	Top Edge	0	20625	846.5	21.50	20.03	140.28%	0.167	0.234	-
LTE Band 5			1	0	Bottom Edge	0	20425	826.5	21.50	20.14	136.77%	0.001	0.001	-
LTE Band 5			1	0	Left Edge	0	20425	826.5	21.50	20.14	136.77%	0.001	0.001	-
LTE Band 5			1	0	Right Edge	0	20425	826.5	21.50	20.14	136.77%	0.001	0.001	-
LTE Band 12	5	QPSK	1	0	Back Surface	0	23035	701.5	21.50	20.23	133.97%	0.022	0.029	-
LTE Band 12			1	0	Top Edge	0	23035	701.5	21.50	20.23	133.97%	0.218	0.292	-
LTE Band 12			1	0	Top Edge	0	23095	707.5	21.50	20.01	140.93%	0.230	0.324	-
LTE Band 12			1	0	Top Edge	0	23155	713.5	21.50	19.94	143.22%	0.233	0.334	006
LTE Band 12			1	0	Bottom Edge	0	23035	701.5	21.50	20.23	133.97%	0.001	0.001	-
LTE Band 12			1	0	Left Edge	0	23035	701.5	21.50	20.23	133.97%	0.001	0.001	-
LTE Band 12			1	0	Right Edge	0	23035	701.5	21.50	20.23	133.97%	0.001	0.001	-
LTE Band 13	5	QPSK	1	0	Back Surface	0	23205	779.5	21.50	20.21	134.59%	0.024	0.032	-
LTE Band 13			1	0	Top Edge	0	23205	779.5	21.50	20.21	134.59%	0.270	0.363	007
LTE Band 13			1	0	Top Edge	0	23230	782	21.50	20.15	136.46%	0.268	0.366	-
LTE Band 13			1	0	Top Edge	0	23255	784.5	21.50	20.10	138.04%	0.268	0.370	-
LTE Band 13			1	0	Bottom Edge	0	23205	779.5	21.50	20.21	134.59%	0.001	0.001	-
LTE Band 13			1	0	Left Edge	0	23205	779.5	21.50	20.21	134.59%	0.001	0.001	-
LTE Band 13			1	0	Right Edge	0	23205	779.5	21.50	20.21	134.59%	0.001	0.001	-
LTE Band 14	5	QPSK	1	0	Back Surface	0	23305	790.5	21.50	20.22	134.28%	0.020	0.027	-
LTE Band 14			1	0	Top Edge	0	23305	790.5	21.50	20.22	134.28%	0.256	0.344	008
LTE Band 14			1	0	Top Edge	0	23330	793	21.50	20.13	137.09%	0.244	0.334	-
LTE Band 14			1	0	Top Edge	0	23355	795.5	21.50	20.11	137.72%	0.235	0.324	-
LTE Band 14			1	0	Bottom Edge	0	23305	790.5	21.50	20.22	134.28%	0.001	0.001	-
LTE Band 14			1	0	Left Edge	0	23305	790.5	21.50	20.22	134.28%	0.001	0.001	-
LTE Band 14			1	0	Right Edge	0	23305	790.5	21.50	20.22	134.28%	0.001	0.001	-
LTE Band 25	5	QPSK	1	0	Back Surface	0	26665	1912.5	21.50	19.66	152.76%	0.032	0.049	-
LTE Band 25			1	0	Top Edge	0	26065	1852.5	21.50	19.50	158.49%	0.471	0.746	009
LTE Band 25			1	0	Top Edge	0	26365	1882.5	21.50	19.51	158.12%	0.451	0.713	-
LTE Band 25			1	0	Top Edge	0	26665	1912.5	21.50	19.66	152.76%	0.350	0.535	-
LTE Band 25			1	0	Bottom Edge	0	26665	1912.5	21.50	19.66	152.76%	0.001	0.002	-
LTE Band 25			1	0	Left Edge	0	26665	1912.5	21.50	19.66	152.76%	0.001	0.002	-
LTE Band 25			1	0	Right Edge	0	26665	1912.5	21.50	19.66	152.76%	0.062	0.095	-
LTE Band 26_FCC	5	QPSK	1	0	Back Surface	0	26715	816.5	21.50	20.11	137.72%	0.022	0.030	-
LTE Band 26_FCC			1	0	Top Edge	0	26715	816.5	21.50	20.11	137.72%	0.210	0.289	010
LTE Band 26_FCC			1	0	Top Edge	0	26865	831.5	21.50	20.07	139.00%	0.188	0.261	-
LTE Band 26_FCC			1	0	Top Edge	0	27015	846.5	21.50	19.66	152.76%	0.156	0.238	-
LTE Band 26_FCC			1	0	Bottom Edge	0	26715	816.5	21.50	20.11	137.72%	0.001	0.001	-
LTE Band 26_FCC			1	0	Left Edge	0	26715	816.5	21.50	20.11	137.72%	0.001	0.001	-
LTE Band 26_FCC			1	0	Right Edge	0	26715	816.5	21.50	20.11	137.72%	0.001	0.001	-
LTE Band 66	5	QPSK	1	0	Back Surface	0	132647	1777.5	21.50	20.03	140.28%	0.043	0.060	-
LTE Band 66			1	0	Top Edge	0	131997	1712.5	21.50	19.69	151.71%	0.650	0.986	012
LTE Band 66			1	0	Top Edge	0	132322	1745	21.50	19.78	148.59%	0.601	0.893	-
LTE Band 66			1	0	Top Edge	0	132647	1777.5	21.50	20.03	140.28%	0.464	0.651	-
LTE Band 66			1	0	Bottom Edge	0	132647	1777.5	21.50	20.03	140.28%	0.001	0.001	-
LTE Band 66			1	0	Left Edge	0	132647	1777.5	21.50	20.03	140.28%	0.001	0.001	-
LTE Band 66			1	0	Right Edge	0	132647	1777.5	21.50	20.03	140.28%	0.070	0.098	-
LTE Band 85	5	QPSK	1	0	Back Surface	0	134027	700.5	21.50	20.76	118.58%	0.024	0.028	-
LTE Band 85			1	0	Top Edge	0	134027	700.5	21.50	20.76	118.58%	0.198	0.235	-
LTE Band 85			1	0	Top Edge	0	134092	707	21.50	20.40	128.82%	0.213	0.274	-
LTE Band 85			1	0	Top Edge	0	134157	713.5	21.50	20.29	132.13%	0.221	0.292	013
LTE Band 85			1	0	Bottom Edge	0	134027	700.5	21.50	20.76	118.58%	0.001	0.001	-
LTE Band 85			1	0	Left Edge	0	134027	700.5	21.50	20.76	118.58%	0.001	0.001	-
LTE Band 85			1	0	Right Edge	0	134027	700.5	21.50	20.76	118.58%	0.001	0.001	-

Unless otherwise stated the results shown in this test report refer only to the sample(s) tested and such sample(s) are retained for 90 days only.

除非另有說明，此報告結果僅對測試之樣品負責，同時此樣品僅保留90天。本報告未經本公司書面許可，不可部份複製。

This document is issued by the Company subject to its General Conditions of Service printed overleaf, available on request or accessible at <http://www.sgs.com.tw/Terms-and-Conditions> and for electronic format documents, subject to Terms and Conditions for Electronic Documents at <http://www.sgs.com.tw/Terms-and-Conditions>. Attention is drawn to the limitation of liability, indemnification and jurisdiction issues defined therein. Any holder of this document is advised that information contained hereon reflects the Company's findings at the time of its intervention only and within the limits of Client's instructions, if any. The Company's sole responsibility is to its Client and this document does not exonerate parties to a transaction from exercising all their rights and obligations under the transaction documents. This document cannot be reproduced except in full, without prior written approval of the Company. Any unauthorized alteration, forgery or falsification of the content or appearance of this document is unlawful and offenders may be prosecuted to the fullest extent of the law.



## Vendor 2

Band	Position	Distance (mm)	CH	Freq. (MHz)	Max. Rated Avg. Power + Max. Tolerance (dBm)	Measured Avg. Power (dBm)	Scaling	Averaged SAR over 1g (W/kg)		ID
								Measured	Reported	
GPRS850<1Dn4Up>	Back Surface	0	251	848.8	24.0	22.98	126.47%	0.209	0.264	-
GPRS850<1Dn4Up>	Top Edge	0	128	824.2	24.0	23.11	122.74%	0.812	0.997	-
GPRS850<1Dn4Up>	Top Edge	0	190	836.6	24.0	23.08	123.59%	0.883	1.091	-
GPRS850<1Dn4Up>	Top Edge	0	251	848.8	24.0	22.98	126.47%	0.924	1.169	014
GPRS850<1Dn4Up>	Bottom Edge	0	251	848.8	24.0	22.98	126.47%	0.043	0.054	-
GPRS850<1Dn4Up>	Left Edge	0	251	848.8	24.0	22.98	126.47%	0.001	0.001	-
GPRS850<1Dn4Up>	Right Edge	0	251	848.8	24.0	22.98	126.47%	0.245	0.310	-
Repeated	Top Edge	0	251	848.8	24.0	23.11	122.74%	0.898	1.102	-
GPRS1900<1Dn4Up>	Back Surface	0	512	1850.2	19.5	19.15	108.39%	0.194	0.210	-
GPRS1900<1Dn4Up>	Top Edge	0	512	1850.2	19.5	19.15	108.39%	0.990	1.073	015
GPRS1900<1Dn4Up>	Top Edge	0	661	1880	19.5	18.98	112.72%	0.866	0.976	-
GPRS1900<1Dn4Up>	Top Edge	0	810	1909.8	19.5	18.94	113.76%	0.755	0.859	-
GPRS1900<1Dn4Up>	Bottom Edge	0	512	1850.2	19.5	19.15	108.39%	0.001	0.001	-
GPRS1900<1Dn4Up>	Left Edge	0	512	1850.2	19.5	19.15	108.39%	0.044	0.048	-
GPRS1900<1Dn4Up>	Right Edge	0	512	1850.2	19.5	19.15	108.39%	0.234	0.254	-
Repeated	Top Edge	0	512	1850.2	19.5	19.15	108.39%	0.917	0.994	-

\* - repeated at the highest SAR measurement according to the KDB 865664 D01

Unless otherwise stated the results shown in this test report refer only to the sample(s) tested and such sample(s) are retained for 90 days only.

除非另有說明，此報告結果僅對測試之樣品負責，同時此樣品僅保留90天。本報告未經本公司書面許可，不可部份複製。

This document is issued by the Company subject to its General Conditions of Service printed overleaf, available on request or accessible at <http://www.sgs.com.tw/Terms-and-Conditions> and for electronic format documents, subject to Terms and Conditions for Electronic Documents at <http://www.sgs.com.tw/Terms-and-Conditions>. Attention is drawn to the limitation of liability, indemnification and jurisdiction issues defined therein. Any holder of this document is advised that information contained hereon reflects the Company's findings at the time of its intervention only and within the limits of Client's instructions, if any. The Company's sole responsibility is to its Client and this document does not exonerate parties to a transaction from exercising all their rights and obligations under the transaction documents. This document cannot be reproduced except in full, without prior written approval of the Company. Any unauthorized alteration, forgery or falsification of the content or appearance of this document is unlawful and offenders may be prosecuted to the fullest extent of the law.

SGS Taiwan Ltd.

No.134,Wu Kung Road, New Taipei Industrial Park, Wuku District, New Taipei City, Taiwan/新北市五股區新北產業園區五工路 134 號

台灣檢驗科技股份有限公司

t (886-2) 2299-3279

f (886-2) 2298-0488

[www.sgs.com.tw](http://www.sgs.com.tw)

Member of SGS Group

Mode	Bandwidth (MHz)	Modulation	RB Size	RB start	Position	Distance (mm)	CH	Freq. (MHz)	Max. Rated Avg. Power + Max. Tolerance (dBm)	Measured Avg. Power (dBm)	Scaling	Averaged SAR over 1g (W/kg)		ID
												Measured	Reported	
LTE Band 2	5	QPSK	1	0	Back Surface	0	19175	1907.5	21.50	19.79	148.25%	0.039	0.058	-
LTE Band 2			1	0	Top Edge	0	18625	1852.5	21.50	19.61	154.53%	0.515	0.796	-
LTE Band 2			1	0	Top Edge	0	18900	1880	21.50	19.67	152.41%	0.641	0.977	-
LTE Band 2			1	0	Top Edge	0	19175	1907.5	21.50	19.79	148.25%	0.732	1.085	016
LTE Band 2			1	0	Bottom Edge	0	18625	1852.5	21.50	19.79	148.25%	0.001	0.001	-
LTE Band 2			1	0	Left Edge	0	18900	1880	21.50	19.79	148.25%	0.001	0.001	-
LTE Band 2			1	0	Right Edge	0	19175	1907.5	21.50	19.79	148.25%	0.051	0.076	-
LTE Band 4	5	QPSK	1	0	Back Surface	0	19975	1712.5	21.50	19.76	149.28%	0.032	0.048	-
LTE Band 4			1	0	Top Edge	0	19975	1712.5	21.50	19.76	149.28%	0.456	0.681	-
LTE Band 4			1	0	Top Edge	0	20175	1732.5	21.50	19.65	153.11%	0.442	0.677	-
LTE Band 4			1	0	Top Edge	0	20375	1752.5	21.50	19.73	150.31%	0.468	0.703	017
LTE Band 4			1	0	Bottom Edge	0	19975	1712.5	21.50	19.76	149.28%	0.001	0.001	-
LTE Band 4			1	0	Left Edge	0	19975	1712.5	21.50	19.76	149.28%	0.001	0.001	-
LTE Band 4			1	0	Right Edge	0	19975	1712.5	21.50	19.76	149.28%	0.047	0.070	-
LTE Band 5	5	QPSK	1	0	Back Surface	0	20425	826.5	21.50	20.14	136.77%	0.034	0.047	-
LTE Band 5			1	0	Top Edge	0	20425	826.5	21.50	20.14	136.77%	0.195	0.267	-
LTE Band 5			1	0	Top Edge	0	20525	836.5	21.50	20.10	138.04%	0.217	0.300	018
LTE Band 5			1	0	Top Edge	0	20625	846.5	21.50	20.03	140.28%	0.180	0.253	-
LTE Band 5			1	0	Bottom Edge	0	20425	826.5	21.50	20.14	136.77%	0.001	0.001	-
LTE Band 5			1	0	Left Edge	0	20425	826.5	21.50	20.14	136.77%	0.001	0.001	-
LTE Band 5			1	0	Right Edge	0	20425	826.5	21.50	20.14	136.77%	0.001	0.001	-
LTE Band 12	5	QPSK	1	0	Back Surface	0	23035	701.5	21.50	20.23	133.97%	0.039	0.052	-
LTE Band 12			1	0	Top Edge	0	23035	701.5	21.50	20.23	133.97%	0.252	0.338	019
LTE Band 12			1	0	Top Edge	0	23095	707.5	21.50	20.01	140.93%	0.245	0.345	-
LTE Band 12			1	0	Top Edge	0	23155	713.5	21.50	19.94	143.22%	0.221	0.317	-
LTE Band 12			1	0	Bottom Edge	0	23035	701.5	21.50	20.23	133.97%	0.001	0.001	-
LTE Band 12			1	0	Left Edge	0	23035	701.5	21.50	20.23	133.97%	0.001	0.001	-
LTE Band 12			1	0	Right Edge	0	23035	701.5	21.50	20.23	133.97%	0.001	0.001	-
LTE Band 13	5	QPSK	1	0	Back Surface	0	23205	779.5	21.50	20.21	134.59%	0.042	0.057	-
LTE Band 13			1	0	Top Edge	0	23205	779.5	21.50	20.21	134.59%	0.219	0.295	-
LTE Band 13			1	0	Top Edge	0	23230	782	21.50	20.15	136.46%	0.224	0.306	020
LTE Band 13			1	0	Top Edge	0	23255	784.5	21.50	20.10	138.04%	0.222	0.306	-
LTE Band 13			1	0	Bottom Edge	0	23205	779.5	21.50	20.21	134.59%	0.001	0.001	-
LTE Band 13			1	0	Left Edge	0	23205	779.5	21.50	20.21	134.59%	0.001	0.001	-
LTE Band 13			1	0	Right Edge	0	23205	779.5	21.50	20.21	134.59%	0.001	0.001	-
LTE Band 14	5	QPSK	1	0	Back Surface	0	23305	790.5	21.50	20.22	134.28%	0.040	0.054	-
LTE Band 14			1	0	Top Edge	0	23305	790.5	21.50	20.22	134.28%	0.216	0.290	021
LTE Band 14			1	0	Top Edge	0	23330	793	21.50	20.13	137.09%	0.210	0.288	-
LTE Band 14			1	0	Top Edge	0	23355	795.5	21.50	20.11	137.72%	0.215	0.296	-
LTE Band 14			1	0	Bottom Edge	0	23305	790.5	21.50	20.22	134.28%	0.001	0.001	-
LTE Band 14			1	0	Left Edge	0	23305	790.5	21.50	20.22	134.28%	0.001	0.001	-
LTE Band 14			1	0	Right Edge	0	23305	790.5	21.50	20.22	134.28%	0.001	0.001	-
LTE Band 25	5	QPSK	1	0	Back Surface	0	26665	1912.5	21.50	19.66	152.76%	0.041	0.063	-
LTE Band 25			1	0	Top Edge	0	26065	1852.5	21.50	19.50	158.49%	0.520	0.824	-
LTE Band 25			1	0	Top Edge	0	26365	1882.5	21.50	19.51	158.12%	0.612	0.968	-
LTE Band 25			1	0	Top Edge	0	26665	1912.5	21.50	19.66	152.76%	0.741	1.132	022
LTE Band 25			1	0	Bottom Edge	0	26665	1912.5	21.50	19.66	152.76%	0.001	0.002	-
LTE Band 25			1	0	Left Edge	0	26665	1912.5	21.50	19.66	152.76%	0.001	0.002	-
LTE Band 25			1	0	Right Edge	0	26665	1912.5	21.50	19.66	152.76%	0.001	0.002	-
LTE Band 26_FCC	5	QPSK	1	0	Back Surface	0	26715	816.5	21.50	20.11	137.72%	0.027	0.037	-
LTE Band 26_FCC			1	0	Top Edge	0	26715	816.5	21.50	20.11	137.72%	0.172	0.237	-
LTE Band 26_FCC			1	0	Top Edge	0	26865	831.5	21.50	20.07	139.00%	0.227	0.316	023
LTE Band 26_FCC			1	0	Top Edge	0	27015	846.5	21.50	19.66	152.76%	0.174	0.266	-
LTE Band 26_FCC			1	0	Bottom Edge	0	26715	816.5	21.50	20.11	137.72%	0.001	0.001	-
LTE Band 26_FCC			1	0	Left Edge	0	26715	816.5	21.50	20.11	137.72%	0.001	0.001	-
LTE Band 26_FCC			1	0	Right Edge	0	26715	816.5	21.50	20.11	137.72%	0.001	0.001	-
LTE Band 66	5	QPSK	1	0	Back Surface	0	132647	1777.5	21.50	20.03	140.28%	0.037	0.052	-
LTE Band 66			1	0	Top Edge	0	131997	1712.5	21.50	19.69	151.71%	0.460	0.698	-
LTE Band 66			1	0	Top Edge	0	132322	1745	21.50	19.78	148.59%	0.462	0.687	-
LTE Band 66			1	0	Top Edge	0	132647	1777.5	21.50	20.03	140.28%	0.530	0.743	025
LTE Band 66			1	0	Bottom Edge	0	132647	1777.5	21.50	20.03	140.28%	0.001	0.001	-
LTE Band 66			1	0	Left Edge	0	132647	1777.5	21.50	20.03	140.28%	0.001	0.001	-
LTE Band 66			1	0	Right Edge	0	132647	1777.5	21.50	20.03	140.28%	0.056	0.079	-
LTE Band 85	5	QPSK	1	0	Back Surface	0	134027	700.5	21.50	20.76	118.58%	0.032	0.038	-
LTE Band 85			1	0	Top Edge	0	134027	700.5	21.50	20.76	118.58%	0.254	0.301	026
LTE Band 85			1	0	Top Edge	0	134092	707	21.50	20.4	128.82%	0.247	0.318	-
LTE Band 85			1	0	Top Edge	0	134157	713.5	21.50	20.29	132.13%	0.233	0.308	-
LTE Band 85			1	0	Left Edge	0	134027	700.5	21.50	20.76	118.58%	0.001	0.001	-
LTE Band 85			1	0	Left Edge	0	134027	700.5	21.50	20.76	118.58%	0.001	0.001	-
LTE Band 85			1	0	Right Edge	0	134027	700.5	21.50	20.76	118.58%	0.001	0.001	-

**Note:**

Reported SAR = measured SAR \* Power scaling \* Duty cycle scaling

Unless otherwise stated the results shown in this test report refer only to the sample(s) tested and such sample(s) are retained for 90 days only.

除非另有說明，此報告結果僅對測試之樣品負責，同時此樣品僅保留90天。本報告未經本公司書面許可，不可部份複製。

This document is issued by the Company subject to its General Conditions of Service printed overleaf, available on request or accessible at <http://www.sgs.com.tw/Terms-and-Conditions> and for electronic format documents, subject to Terms and Conditions for Electronic Documents at <http://www.sgs.com.tw/Terms-and-Conditions>. Attention is drawn to the limitation of liability, indemnification and jurisdiction issues defined therein. Any holder of this document is advised that information contained hereon reflects the Company's findings at the time of its intervention only and within the limits of Client's instructions, if any. The Company's sole responsibility is to its Client and this document does not exonerate parties to a transaction from exercising all their rights and obligations under the transaction documents. This document cannot be reproduced except in full, without prior written approval of the Company. Any unauthorized alteration, forgery or falsification of the content or appearance of this document is unlawful and offenders may be prosecuted to the fullest extent of the law.

SGS Taiwan Ltd.

No.134,Wu Kung Road, New Taipei Industrial Park, Wuku District, New Taipei City, Taiwan/新北市五股區新北產業園區五工路 134 號

台灣檢驗科技股份有限公司

t (886-2) 2299-3279

f (886-2) 2298-0488

[www.sgs.com.tw](http://www.sgs.com.tw)

Member of SGS Group

### 6.3 Reporting statements of conformity

The conformity statement in this report is based solely on the test results, measurement uncertainty is excluded.

### 6.4 Conclusion

The device is compliant because all the standalone results are less than their corresponding criteria.

Unless otherwise stated the results shown in this test report refer only to the sample(s) tested and such sample(s) are retained for 90 days only.

除非另有說明，此報告結果僅對測試之樣品負責，同時此樣品僅保留90天。本報告未經本公司書面許可，不可部份複製。

This document is issued by the Company subject to its General Conditions of Service printed overleaf, available on request or accessible at <http://www.sgs.com.tw/Terms-and-Conditions> and for electronic format documents, subject to Terms and Conditions for Electronic Documents at <http://www.sgs.com.tw/Terms-and-Conditions>. Attention is drawn to the limitation of liability, indemnification and jurisdiction issues defined therein. Any holder of this document is advised that information contained hereon reflects the Company's findings at the time of its intervention only and within the limits of Client's instructions, if any. The Company's sole responsibility is to its Client and this document does not exonerate parties to a transaction from exercising all their rights and obligations under the transaction documents. This document cannot be reproduced except in full, without prior written approval of the Company. Any unauthorized alteration, forgery or falsification of the content or appearance of this document is unlawful and offenders may be prosecuted to the fullest extent of the law.

SGS Taiwan Ltd.

No.134,Wu Kung Road, New Taipei Industrial Park, Wuku District, New Taipei City, Taiwan/新北市五股區新北產業園區五工路 134 號

台灣檢驗科技股份有限公司

t (886-2) 2299-3279

f (886-2) 2298-0488

[www.sgs.com.tw](http://www.sgs.com.tw)

Member of SGS Group

## 7 SIMULTANEOUS TRANSMISSION ANALYSIS

### 7.1 Simultaneous Transmission Scenarios:

Simultaneous Transmit Configurations	Body
WWAN + 2.4GHz WLAN Ant 1 + 2.4GHz WLAN Ant.2	YES
WWAN + 5GHz WLAN Ant 1 + 5GHz WLAN Ant.2	YES
WWAN + 2.4GHz WLAN Ant 2 + Bluetooth Ant 1	YES
WWAN + 5GHz WLAN Ant 2 + Bluetooth Ant 1	YES
WWAN + 5GHz WLAN Ant 1 + 5GHz WLAN Ant.2 + Bluetooth Ant 1	YES
WWAN + Bluetooth Ant 1 + 6GHz WLAN Ant.2	YES
WWAN + 6GHz WLAN Ant 1 + 6GHz WLAN Ant.2	YES
WWAN + Bluetooth Ant 1 + 6GHz WLAN Ant 1 + 6GHz WLAN Ant.2	YES

#### Note.

All of WLAN/BT SAR data can be referred to Intel SAR test report, Report No.: 230117-04.TR02, 210916-04.TR02, 210916-05.TR08, 210916-05.TR03 and these results are used for simultaneous transmission analysis.

Unless otherwise stated the results shown in this test report refer only to the sample(s) tested and such sample(s) are retained for 90 days only.  
除非另有說明，此報告結果僅對測試之樣品負責，同時此樣品僅保留90天。本報告未經本公司書面許可，不可部份複製。

This document is issued by the Company subject to its General Conditions of Service printed overleaf, available on request or accessible at <http://www.sgs.com.tw/Terms-and-Conditions> and for electronic format documents, subject to Terms and Conditions for Electronic Documents at <http://www.sgs.com.tw/Terms-and-Conditions>. Attention is drawn to the limitation of liability, indemnification and jurisdiction issues defined therein. Any holder of this document is advised that information contained hereon reflects the Company's findings at the time of its intervention only and within the limits of Client's instructions, if any. The Company's sole responsibility is to its Client and this document does not exonerate parties to a transaction from exercising all their rights and obligations under the transaction documents. This document cannot be reproduced except in full, without prior written approval of the Company. Any unauthorized alteration, forgery or falsification of the content or appearance of this document is unlawful and offenders may be prosecuted to the fullest extent of the law.

SGS Taiwan Ltd.

No.134,Wu Kung Road, New Taipei Industrial Park, Wuku District, New Taipei City, Taiwan/新北市五股區新北產業園區五工路 134 號

台灣檢驗科技股份有限公司

t (886-2) 2299-3279

f (886-2) 2298-0488

www.sgs.com.tw

Member of SGS Group

## 7.2 Estimated SAR calculation

According to KDB447498 D01v06 – When standalone SAR test exclusion applies to an antenna that transmits simultaneously with other antennas, the standalone SAR must be estimated according to following to determine simultaneous transmission SAR test exclusion:

$$\text{Estimated SAR} = \frac{\text{Max. tune up power (mW)}}{\text{Min. test separation distance(mm)}} \times \frac{\sqrt{f(\text{GHz})}}{7.5}$$

If the minimum test separation distance is < 5mm, a distance of 5mm is used for estimated SAR calculation. When the test separation distance is >50mm, the 0.4W/kg is used for SAR-1g.

## 7.3 SPLSR evaluation and analysis

Per KDB447498D01, when the sum of SAR is larger than the limit, SAR test exclusion is determined by the SAR sum to peak location separation ratio(SPLSR).

The simultaneous transmitting antennas in each operating mode and exposure condition combination must be considered one pair at a time to determine the SAR to peak location separation ratio to qualify for test exclusion.

The ratio is determined by  $(\text{SAR1} + \text{SAR2})^{1.5}/R_i$ , rounded to two decimal digits, and must be  $\leq 0.04$  for all antenna pairs in the configuration to qualify for 1-g SAR test exclusion.

SAR1 and SAR2 are the highest reported or estimated SAR for each antenna in the pair, and  $R_i$  is the separation distance between the peak SAR locations for the antenna pair in mm.

When standalone test exclusion applies, SAR is estimated; the peak location is assumed to be at the feed-point or geometric center of the antenna.

Unless otherwise stated the results shown in this test report refer only to the sample(s) tested and such sample(s) are retained for 90 days only.  
除非另有說明，此報告結果僅對測試之樣品負責，同時此樣品僅保留90天。本報告未經本公司書面許可，不可部份複製。

This document is issued by the Company subject to its General Conditions of Service printed overleaf, available on request or accessible at <http://www.sgs.com.tw/Terms-and-Conditions> and for electronic format documents, subject to Terms and Conditions for Electronic Documents at <http://www.sgs.com.tw/Terms-and-Conditions>. Attention is drawn to the limitation of liability, indemnification and jurisdiction issues defined therein. Any holder of this document is advised that information contained hereon reflects the Company's findings at the time of its intervention only and within the limits of Client's instructions, if any. The Company's sole responsibility is to its Client and this document does not exonerate parties to a transaction from exercising all their rights and obligations under the transaction documents. This document cannot be reproduced except in full, without prior written approval of the Company. Any unauthorized alteration, forgery or falsification of the content or appearance of this document is unlawful and offenders may be prosecuted to the fullest extent of the law.



## Simultaneous Transmission Combination

### Vendor 1

	Exposure Position	FCC Reported SAR									Scenario 1	Scenario 2	Scenario 3	Scenario 4	Scenario 5	Scenario 6	Scenario 7	Scenario 8	Case No	
		1	2	3	4	5	6	7	8	9	1+2+3	1+4+5	1+3+6	1+5+6	1+4+5+6	1+6+9	1+8+9	1+6+8+9		
		WWAN	2.4GHz WLAN Act 1.2	2.4GHz WLAN Act 1.2	5GHz WLAN Act 1	5GHz WLAN Act 1	Bluetooth Act 1	6GHz WLAN Act 1	6GHz WLAN Act 1	6GHz WLAN Act 1	Summed	Summed	Summed	Summed	Summed	Summed	Summed	Summed		Summed
GPRS850 <1Dn4Up>	Back Surface	0	0.280	0.120	0.050	0.130	0.190	0.040	0.160	0.160	0.820	0.450	0.600	0.370	0.910	0.640	0.480	0.600	0.640	1,3,5,8,11
	Top Edge	0	1.189	0.520	1.170	0.920	0.950	0.220	0.980	0.980	0.820	2.879	3.039	2.879	2.399	3.279	2.229	2.989	3.209	
	Bottom Edge	0	0.027									0.027	0.027	0.027	0.027	0.027	0.027	0.027	0.027	
	Left Edge	0	0.001	0.400	0.160	0.400	0.270	0.400	0.400	0.100	0.100	0.561	0.671	0.561	0.571	1.071	0.501	0.501	0.501	
GPRS1900 <1Dn4Up>	Right Edge	0	0.276									0.276	0.260	0.260	0.260	0.260	0.260	0.260	0.260	1,3,5,8,11
	Back Surface	0	0.180	0.120	0.050	0.130	0.190	0.040	0.160	0.160	0.820	0.350	0.500	0.270	0.410	0.540	0.380	0.500	0.540	
	Top Edge	0	1.129	0.520	1.170	0.920	0.950	0.220	0.980	0.980	0.820	2.819	2.939	2.819	2.399	3.219	2.169	2.929	3.149	
	Bottom Edge	0	0.007									0.007	0.007	0.007	0.007	0.007	0.007	0.007	0.007	
LTE Band 2	Left Edge	0	0.036	0.400	0.160	0.400	0.270	0.400	0.400	0.100	0.100	0.596	0.706	0.596	0.596	1.106	0.536	0.536	0.536	1,3,5,8,11
	Right Edge	0	0.275									0.275	0.275	0.275	0.275	0.275	0.275	0.275	0.275	
	Back Surface	0	0.070	0.120	0.050	0.130	0.190	0.040	0.160	0.160	0.820	0.240	0.390	0.160	0.300	0.430	0.270	0.390	0.430	
	Top Edge	0	0.743	0.520	1.170	0.920	0.950	0.220	0.980	0.980	0.820	2.433	2.613	2.133	1.913	2.833	1.763	2.543	2.763	
LTE Band 4	Bottom Edge	0	0.001									0.001	0.001	0.001	0.001	0.001	0.001	0.001	0.001	1,3,5,8,11
	Left Edge	0	0.001	0.400	0.160	0.400	0.270	0.400	0.400	0.100	0.100	0.561	0.671	0.561	0.571	1.071	0.501	0.501	0.501	
	Right Edge	0	0.058									0.058	0.058	0.058	0.058	0.058	0.058	0.058	0.058	
	Back Surface	0	0.058	0.120	0.050	0.130	0.190	0.040	0.160	0.160	0.820	0.228	0.378	0.148	0.288	0.418	0.258	0.378	0.418	
LTE Band 5	Top Edge	0	0.949	0.520	1.170	0.920	0.950	0.220	0.980	0.980	0.820	2.539	2.819	2.339	2.119	3.039	1.969	2.749	2.969	1,3,5,8,11
	Bottom Edge	0	0.001									0.001	0.001	0.001	0.001	0.001	0.001	0.001	0.001	
	Left Edge	0	0.001	0.400	0.160	0.400	0.270	0.400	0.400	0.100	0.100	0.561	0.671	0.561	0.571	1.071	0.501	0.501	0.501	
	Right Edge	0	0.094									0.094	0.094	0.094	0.094	0.094	0.094	0.094	0.094	
LTE Band 6	Back Surface	0	0.029	0.120	0.050	0.130	0.190	0.040	0.160	0.160	0.820	0.199	0.349	0.119	0.209	0.389	0.229	0.349	0.389	1,3,5,8
	Top Edge	0	0.260	0.520	1.170	0.920	0.950	0.220	0.980	0.980	0.820	1.980	2.130	1.690	1.430	2.330	1.300	2.080	2.280	
	Bottom Edge	0	0.001									0.001	0.001	0.001	0.001	0.001	0.001	0.001	0.001	
	Left Edge	0	0.001	0.400	0.160	0.400	0.270	0.400	0.400	0.100	0.100	0.561	0.671	0.561	0.571	1.071	0.501	0.501	0.501	
LTE Band 12	Right Edge	0	0.001									0.001	0.001	0.001	0.001	0.001	0.001	0.001	0.001	1,3,5,8
	Back Surface	0	0.029	0.120	0.050	0.130	0.190	0.040	0.160	0.160	0.820	0.199	0.349	0.119	0.209	0.389	0.229	0.349	0.389	
	Top Edge	0	0.334	0.520	1.170	0.920	0.950	0.220	0.980	0.980	0.820	2.024	2.204	1.724	1.504	2.424	1.374	2.154	2.354	
	Bottom Edge	0	0.001									0.001	0.001	0.001	0.001	0.001	0.001	0.001	0.001	
LTE Band 13	Left Edge	0	0.001	0.400	0.160	0.400	0.270	0.400	0.400	0.100	0.100	0.561	0.671	0.561	0.571	1.071	0.501	0.501	0.501	1,3,5,8
	Right Edge	0	0.001									0.001	0.001	0.001	0.001	0.001	0.001	0.001	0.001	
	Back Surface	0	0.032	0.120	0.050	0.130	0.190	0.040	0.160	0.160	0.820	0.262	0.362	0.122	0.262	0.392	0.232	0.362	0.392	
	Top Edge	0	0.363	0.520	1.170	0.920	0.950	0.220	0.980	0.980	0.820	2.063	2.243	1.763	1.543	2.463	1.403	2.183	2.383	
LTE Band 14	Bottom Edge	0	0.001									0.001	0.001	0.001	0.001	0.001	0.001	0.001	0.001	1,3,5,8
	Left Edge	0	0.001	0.400	0.160	0.400	0.270	0.400	0.400	0.100	0.100	0.561	0.671	0.561	0.571	1.071	0.501	0.501	0.501	
	Right Edge	0	0.001									0.001	0.001	0.001	0.001	0.001	0.001	0.001	0.001	
	Back Surface	0	0.027	0.120	0.050	0.130	0.190	0.040	0.160	0.160	0.820	0.197	0.347	0.117	0.207	0.387	0.227	0.347	0.387	
LTE Band 25	Top Edge	0	0.344	0.520	1.170	0.920	0.950	0.220	0.980	0.980	0.820	2.034	2.214	1.734	1.514	2.434	1.384	2.164	2.364	1,3,5,8,11
	Bottom Edge	0	0.001									0.001	0.001	0.001	0.001	0.001	0.001	0.001	0.001	
	Left Edge	0	0.001	0.400	0.160	0.400	0.270	0.400	0.400	0.100	0.100	0.561	0.671	0.561	0.571	1.071	0.501	0.501	0.501	
	Right Edge	0	0.001									0.001	0.001	0.001	0.001	0.001	0.001	0.001	0.001	
LTE Band 26_FCC	Back Surface	0	0.049	0.120	0.050	0.130	0.190	0.040	0.160	0.160	0.820	0.219	0.369	0.139	0.279	0.409	0.249	0.369	0.409	1,3,5,8,11
	Top Edge	0	0.746	0.520	1.170	0.920	0.950	0.220	0.980	0.980	0.820	2.438	2.618	2.138	1.918	2.838	1.768	2.548	2.768	
	Bottom Edge	0	0.002									0.002	0.002	0.002	0.002	0.002	0.002	0.002	0.002	
	Left Edge	0	0.002	0.400	0.160	0.400	0.270	0.400	0.400	0.100	0.100	0.562	0.672	0.562	0.572	1.072	0.502	0.502	0.502	
LTE Band 26_IC	Right Edge	0	0.056									0.056	0.056	0.056	0.056	0.056	0.056	0.056	0.056	1,3,5,8
	Back Surface	0	0.030	0.120	0.050	0.130	0.190	0.040	0.160	0.160	0.820	0.260	0.360	0.120	0.260	0.390	0.230	0.360	0.390	
	Top Edge	0	0.289	0.520	1.170	0.920	0.950	0.220	0.980	0.980	0.820	1.979	2.199	1.679	1.499	2.379	1.329	2.089	2.289	
	Bottom Edge	0	0.001									0.001	0.001	0.001	0.001	0.001	0.001	0.001	0.001	
LTE Band 26_IC	Left Edge	0	0.001	0.400	0.160	0.400	0.270	0.400	0.400	0.100	0.100	0.561	0.671	0.561	0.571	1.071	0.501	0.501	0.501	1,3,5,8
	Right Edge	0	0.001									0.001	0.001	0.001	0.001	0.001	0.001	0.001	0.001	
	Back Surface	0	0.027	0.120	0.050	0.130	0.190	0.040	0.160	0.160	0.820	0.197	0.347	0.117	0.207	0.387	0.227	0.347	0.387	
	Top Edge	0	0.259	0.520	1.170	0.920	0.950	0.220	0.980	0.980	0.820	1.949	2.129	1.649	1.429	2.349	1.299	2.059	2.279	
LTE Band 66	Bottom Edge	0	0.001									0.001	0.001	0.001	0.001	0.001	0.001	0.001	0.001	1,3,5,8,11
	Left Edge	0	0.001	0.400	0.160	0.400	0.270	0.400	0.400	0.100	0.100	0.561	0.671	0.561	0.571	1.071	0.501	0.501	0.501	
	Right Edge	0	0.001									0.001	0.001	0.001	0.001	0.001	0.001	0.001	0.001	
	Back Surface	0	0.060	0.120	0.050	0.130	0.190	0.040	0.160	0.160	0.820	0.220	0.380	0.150	0.290	0.420	0.260	0.380	0.420	
LTE Band 85	Top Edge	0	0.986	0.520	1.170	0.920	0.950	0.220	0.980	0.980	0.820	2.676	2.886	2.376	2.196	3.076	2.026	2.786	3.006	1,3,5,8,11
	Bottom Edge	0	0.001									0.001	0.001	0.001	0.001	0.001	0.001	0.001	0.001	
	Left Edge	0	0.001	0.400	0.160	0.400	0.270	0.400	0.400	0.100	0.100	0.561	0.671	0.561	0.571	1.071	0.501	0.501	0.501	
	Right Edge	0	0.058									0.058	0.058	0.058	0.058	0.058	0.058	0.058	0.058	
LTE Band 85	Back Surface	0	0.028	0.120	0.050	0.130	0.190	0.040	0.160	0.160	0.820	0.198	0.348	0.118	0.208	0.388	0.228	0.348	0.388	1,3,5,8
	Top Edge	0	0.292	0.520	1.170	0.920	0.950	0.220	0.980	0.980	0.820	1.982	2.162	1.682	1.462	2.382	1.332	2.092	2.212	
	Bottom Edge	0	0.001									0.001	0.001	0.001	0.001	0.001	0.001	0.001	0.001	
	Left Edge	0	0.001	0.400	0.160	0.400	0.270	0.400	0.400	0.100	0.100	0.561	0.671	0.561	0.571	1.071	0.501	0.501	0.501	

## SPLSR Vendor 1

Scenario 1_1+2+3									
Position	Conditions	SAR Value (W/kg)	Coordinates (cm)			$\Sigma$ SAR (W/kg)	Peak Location Separation Distance (mm)	SPLSR	Simultaneous Transmission SAR Test
			x	y	z				
Top Edge	WLAN 2.4G Ant 2	1.170	-1.20	-118.80	-177.00	-	-	-	-
	WLAN 2.4G Ant 1	0.520	-0.20	-17.20	-179.00	1.690	101.62	0.022	SPLSR $\leq$ 0.04, Not required
	GPRS 850	1.189	0.00	73.50	-178.90	2.359	192.31	0.019	SPLSR $\leq$ 0.04, Not required
	GPRS1900	1.129	-1.50	110.50	-178.60	2.299	229.31	0.015	SPLSR $\leq$ 0.04, Not required
	LTE Band 2	0.743	-6.80	113.70	-177.00	1.913	232.57	0.011	SPLSR $\leq$ 0.04, Not required
	LTE Band 4	0.949	-6.80	113.40	-177.00	2.119	232.27	0.013	SPLSR $\leq$ 0.04, Not required
	LTE Band 5	0.260	-7.00	77.00	-177.00	1.430	195.89	0.009	SPLSR $\leq$ 0.04, Not required
	LTE Band 12	0.334	-5.30	83.40	-177.00	1.504	202.24	0.009	SPLSR $\leq$ 0.04, Not required
	LTE Band 13	0.363	-7.00	77.00	-177.00	1.533	195.89	0.010	SPLSR $\leq$ 0.04, Not required
	LTE Band 14	0.344	-7.00	77.00	-177.00	1.514	195.89	0.010	SPLSR $\leq$ 0.04, Not required
	LTE Band 25	0.746	-6.80	113.40	-177.00	1.916	232.27	0.011	SPLSR $\leq$ 0.04, Not required
	LTE Band 26_FCC	0.289	-4.00	68.00	-178.80	1.459	186.83	0.009	SPLSR $\leq$ 0.04, Not required
	LTE Band 26_IC	0.259	-4.00	66.50	-178.80	1.429	185.33	0.009	SPLSR $\leq$ 0.04, Not required
	LTE Band 66	0.986	-3.90	108.40	-178.50	2.156	227.22	0.014	SPLSR $\leq$ 0.04, Not required
	LTE Band 85	0.292	-4.00	56.50	-178.90	1.462	175.33	0.010	SPLSR $\leq$ 0.04, Not required
Scenario 1_1+2+3									
Position	Conditions	SAR Value (W/kg)	Coordinates (cm)			$\Sigma$ SAR (W/kg)	Peak Location Separation Distance (mm)	SPLSR	Simultaneous Transmission SAR Test
			x	y	z				
Top Edge	WLAN 2.4G Ant 1	0.520	-0.20	-17.20	-179.00	-	-	-	-
	GPRS 850	1.189	0.00	73.50	-178.90	1.709	90.70	0.025	SPLSR $\leq$ 0.04, Not required
	GPRS1900	1.129	-1.50	110.50	-178.60	1.649	127.71	0.017	SPLSR $\leq$ 0.04, Not required
	LTE Band 2	0.743	-6.80	113.70	-177.00	1.263	131.08	0.011	SPLSR $\leq$ 0.04, Not required
	LTE Band 4	0.949	-6.80	113.40	-177.00	1.469	130.78	0.014	SPLSR $\leq$ 0.04, Not required
	LTE Band 5	0.260	-7.00	77.00	-177.00	0.780	94.47	0.007	SPLSR $\leq$ 0.04, Not required
	LTE Band 12	0.334	-5.30	83.40	-177.00	0.854	100.75	0.008	SPLSR $\leq$ 0.04, Not required
	LTE Band 13	0.363	-7.00	77.00	-177.00	0.883	94.47	0.009	SPLSR $\leq$ 0.04, Not required
	LTE Band 14	0.344	-7.00	77.00	-177.00	0.864	94.47	0.009	SPLSR $\leq$ 0.04, Not required
	LTE Band 25	0.746	-6.80	113.40	-177.00	1.266	130.78	0.011	SPLSR $\leq$ 0.04, Not required
	LTE Band 26_FCC	0.289	-4.00	68.00	-178.80	0.809	85.28	0.009	SPLSR $\leq$ 0.04, Not required
	LTE Band 26_IC	0.259	-4.00	66.50	-178.80	0.779	83.79	0.008	SPLSR $\leq$ 0.04, Not required
	LTE Band 66	0.986	-3.90	108.40	-178.50	1.506	125.66	0.015	SPLSR $\leq$ 0.04, Not required
	LTE Band 85	0.292	-4.00	56.50	-178.90	0.812	73.80	0.010	SPLSR $\leq$ 0.04, Not required

Unless otherwise stated the results shown in this test report refer only to the sample(s) tested and such sample(s) are retained for 90 days only.

除非另有說明，此報告結果僅對測試之樣品負責，同時此樣品僅保留90天。本報告未經本公司書面許可，不可部份複製。

This document is issued by the Company subject to its General Conditions of Service printed overleaf, available on request or accessible at <http://www.sgs.com.tw/Terms-and-Conditions>, and for electronic format documents, subject to Terms and Conditions for Electronic Documents at <http://www.sgs.com.tw/Terms-and-Conditions>. Attention is drawn to the limitation of liability, indemnification and jurisdiction issues defined therein. Any holder of this document is advised that information contained hereon reflects the Company's findings at the time of its intervention only and within the limits of Client's instructions, if any. The Company's sole responsibility is to its Client and this document does not exonerate parties to a transaction from exercising all their rights and obligations under the transaction documents. This document cannot be reproduced except in full, without prior written approval of the Company. Any unauthorized alteration, forgery or falsification of the content or appearance of this document is unlawful and offenders may be prosecuted to the fullest extent of the law.

SGS Taiwan Ltd.

No.134,Wu Kung Road, New Taipei Industrial Park, Wuku District, New Taipei City, Taiwan/新北市五股區新北產業園區五工路 134 號

台灣檢驗科技股份有限公司

t (886-2) 2299-3279

f (886-2) 2298-0488

www.sgs.com.tw

Member of SGS Group



Scenario 3_1+3+6									
Position	Conditions	SAR Value (W/kg)	Coordinates (cm)			ΣSAR (W/kg)	Peak Location Separation Distance (mm)	SPLSR	Simultaneous Transmission SAR Test
			x	y	z				
Top Edge	WLAN 2.4G Ant 2	1.170	-1.20	-118.80	-177.00	-	-	-	-
	Bluetooth Ant 1	0.220	-0.18	-21.30	-179.00	1.390	97.53	0.017	SPLSR ≤ 0.04, Not required
	GPRS 850	1.189	0.00	73.50	-178.90	2.359	192.31	0.019	SPLSR ≤ 0.04, Not required
	GPRS1900	1.129	-1.50	110.50	-178.60	2.299	229.31	0.015	SPLSR ≤ 0.04, Not required
	LTE Band 2	0.743	-6.80	113.70	-177.00	1.913	232.57	0.011	SPLSR ≤ 0.04, Not required
	LTE Band 4	0.949	-6.80	113.40	-177.00	2.119	232.27	0.013	SPLSR ≤ 0.04, Not required
	LTE Band 5	0.260	-7.00	77.00	-177.00	1.430	195.89	0.009	SPLSR ≤ 0.04, Not required
	LTE Band 12	0.334	-5.30	83.40	-177.00	1.504	202.24	0.009	SPLSR ≤ 0.04, Not required
	LTE Band 13	0.363	-7.00	77.00	-177.00	1.533	195.89	0.010	SPLSR ≤ 0.04, Not required
	LTE Band 14	0.344	-7.00	77.00	-177.00	1.514	195.89	0.010	SPLSR ≤ 0.04, Not required
	LTE Band 25	0.746	-6.80	113.40	-177.00	1.916	232.27	0.011	SPLSR ≤ 0.04, Not required
	LTE Band 26_FCC	0.289	-4.00	68.00	-178.80	1.459	186.83	0.009	SPLSR ≤ 0.04, Not required
	LTE Band 26_IC	0.259	-4.00	66.50	-178.80	1.429	185.33	0.009	SPLSR ≤ 0.04, Not required
	LTE Band 66	0.986	-3.90	108.40	-178.50	2.156	227.22	0.014	SPLSR ≤ 0.04, Not required
	LTE Band 85	0.292	-4.00	56.50	-178.90	1.462	175.33	0.010	SPLSR ≤ 0.04, Not required
Scenario 3_1+3+6									
Position	Conditions	SAR Value (W/kg)	Coordinates (cm)			ΣSAR (W/kg)	Peak Location Separation Distance (mm)	SPLSR	Simultaneous Transmission SAR Test
			x	y	z				
Top Edge	Bluetooth Ant 1	0.220	-0.18	-21.30	-179.00	-	-	-	SPLSR ≤ 0.04, Not required
	GPRS 850	1.189	0.00	73.50	-178.90	1.409	94.80	0.018	SPLSR ≤ 0.04, Not required
	GPRS1900	1.129	-1.50	110.50	-178.60	1.349	131.81	0.012	SPLSR ≤ 0.04, Not required
	LTE Band 2	0.743	-6.80	113.70	-177.00	0.963	135.18	0.007	SPLSR ≤ 0.04, Not required
	LTE Band 4	0.949	-6.80	113.40	-177.00	1.169	134.88	0.009	SPLSR ≤ 0.04, Not required
	LTE Band 5	0.260	-7.00	77.00	-177.00	0.480	98.56	0.003	SPLSR ≤ 0.04, Not required
	LTE Band 12	0.334	-5.30	83.40	-177.00	0.554	104.84	0.004	SPLSR ≤ 0.04, Not required
	LTE Band 13	0.363	-7.00	77.00	-177.00	0.583	98.56	0.005	SPLSR ≤ 0.04, Not required
	LTE Band 14	0.344	-7.00	77.00	-177.00	0.564	98.56	0.004	SPLSR ≤ 0.04, Not required
	LTE Band 25	0.746	-6.80	113.40	-177.00	0.966	134.88	0.007	SPLSR ≤ 0.04, Not required
	LTE Band 26_FCC	0.289	-4.00	68.00	-178.80	0.509	89.38	0.004	SPLSR ≤ 0.04, Not required
	LTE Band 26_IC	0.259	-4.00	66.50	-178.80	0.479	87.88	0.004	SPLSR ≤ 0.04, Not required
	LTE Band 66	0.986	-3.90	108.40	-178.50	1.206	129.75	0.010	SPLSR ≤ 0.04, Not required
	LTE Band 85	0.292	-4.00	56.50	-178.90	0.512	77.89	0.005	SPLSR ≤ 0.04, Not required

Unless otherwise stated the results shown in this test report refer only to the sample(s) tested and such sample(s) are retained for 90 days only.

除非另有說明，此報告結果僅對測試之樣品負責，同時此樣品僅保留90天。本報告未經本公司書面許可，不可部份複製。

This document is issued by the Company subject to its General Conditions of Service printed overleaf, available on request or accessible at <http://www.sgs.com.tw/Terms-and-Conditions>, and for electronic format documents, subject to Terms and Conditions for Electronic Documents at <http://www.sgs.com.tw/Terms-and-Conditions>. Attention is drawn to the limitation of liability, indemnification and jurisdiction issues defined therein. Any holder of this document is advised that information contained hereon reflects the Company's findings at the time of its intervention only and within the limits of Client's instructions, if any. The Company's sole responsibility is to its Client and this document does not exonerate parties to a transaction from exercising all their rights and obligations under the transaction documents. This document cannot be reproduced except in full, without prior written approval of the Company. Any unauthorized alteration, forgery or falsification of the content or appearance of this document is unlawful and offenders may be prosecuted to the fullest extent of the law.

SGS Taiwan Ltd.

No.134,Wu Kung Road, New Taipei Industrial Park, Wuku District, New Taipei City, Taiwan/新北市五股區新北產業園區五工路 134 號

台灣檢驗科技股份有限公司

t (886-2) 2299-3279

f (886-2) 2298-0488

www.sgs.com.tw

Member of SGS Group

Scenario 5_1+4+5+6									
Position	Conditions	SAR Value (W/kg)	Coordinates (cm)			$\Sigma$ SAR (W/kg)	Peak Location Separation Distance	SPLSR	Simultaneous Transmission SAR Test
			x	y	z				
Top Edge	WLAN 5G Ant 2	0.950	-1.60	-144.00	-177.00	-	-	-	-
	WLAN 5G Ant 1+BT	1.140	-0.80	-65.80	-177.00	2.090	78.20	0.039	SPLSR $\leq$ 0.04, Not required
	GPRS 850	1.189	0.00	73.50	-178.90	2.139	217.51	0.014	SPLSR $\leq$ 0.04, Not required
	GPRS1900	1.129	-1.50	110.50	-178.60	2.079	254.51	0.012	SPLSR $\leq$ 0.04, Not required
	LTE Band 2	0.743	-6.80	113.70	-177.00	1.693	257.75	0.009	SPLSR $\leq$ 0.04, Not required
	LTE Band 4	0.949	-6.80	113.40	-177.00	1.899	257.45	0.010	SPLSR $\leq$ 0.04, Not required
	LTE Band 5	0.260	-7.00	77.00	-177.00	1.210	221.07	0.006	SPLSR $\leq$ 0.04, Not required
	LTE Band 12	0.334	-5.30	83.40	-177.00	1.284	227.43	0.006	SPLSR $\leq$ 0.04, Not required
	LTE Band 13	0.363	-7.00	77.00	-177.00	1.313	221.07	0.007	SPLSR $\leq$ 0.04, Not required
	LTE Band 14	0.344	-7.00	77.00	-177.00	1.294	221.07	0.007	SPLSR $\leq$ 0.04, Not required
	LTE Band 25	0.746	-6.80	113.40	-177.00	1.696	257.45	0.009	SPLSR $\leq$ 0.04, Not required
	LTE Band 26_FCC	0.289	-4.00	68.00	-178.80	1.239	212.02	0.007	SPLSR $\leq$ 0.04, Not required
	LTE Band 26_IC	0.259	-4.00	66.50	-178.80	1.209	210.52	0.006	SPLSR $\leq$ 0.04, Not required
	LTE Band 66	0.986	-3.90	108.40	-178.50	1.936	252.41	0.011	SPLSR $\leq$ 0.04, Not required
	LTE Band 85	0.292	-4.00	56.50	-178.90	1.242	200.52	0.007	SPLSR $\leq$ 0.04, Not required

Unless otherwise stated the results shown in this test report refer only to the sample(s) tested and such sample(s) are retained for 90 days only.

除非另有說明，此報告結果僅對測試之樣品負責，同時此樣品僅保留90天。本報告未經本公司書面許可，不可部份複製。

This document is issued by the Company subject to its General Conditions of Service printed overleaf, available on request or accessible at <http://www.sgs.com.tw/Terms-and-Conditions> and for electronic format documents, subject to Terms and Conditions for Electronic Documents at <http://www.sgs.com.tw/Terms-and-Conditions>. Attention is drawn to the limitation of liability, indemnification and jurisdiction issues defined therein. Any holder of this document is advised that information contained hereon reflects the Company's findings at the time of its intervention only and within the limits of Client's instructions, if any. The Company's sole responsibility is to its Client and this document does not exonerate parties to a transaction from exercising all their rights and obligations under the transaction documents. This document cannot be reproduced except in full, without prior written approval of the Company. Any unauthorized alteration, forgery or falsification of the content or appearance of this document is unlawful and offenders may be prosecuted to the fullest extent of the law.

SGS Taiwan Ltd.

No.134,Wu Kung Road, New Taipei Industrial Park, Wuku District, New Taipei City, Taiwan/新北市五股區新北產業園區五工路 134 號

台灣檢驗科技股份有限公司

t (886-2) 2299-3279

f (886-2) 2298-0488

www.sgs.com.tw

Member of SGS Group

Scenario 5_1+4+5+6									
Position	Conditions	SAR Value (W/kg)	Coordinates (cm)			$\Sigma$ SAR (W/kg)	Peak Location Separation Distance	SPLSR	Simultaneous Transmission SAR Test
			x	y	z				
Top Edge	WLAN 5G Ant 1+BT	1.140	-0.18	-21.30	-179.00	-	-	-	-
	GPRS 850	1.189	0.00	73.50	-178.90	2.329	94.80	0.037	SPLSR $\leq$ 0.04, Not required
	GPRS1900	1.129	-1.50	110.50	-178.60	2.269	131.81	0.026	SPLSR $\leq$ 0.04, Not required
	LTE Band 2	0.743	-6.80	113.70	-177.00	1.883	135.18	0.019	SPLSR $\leq$ 0.04, Not required
	LTE Band 4	0.949	-6.80	113.40	-177.00	2.089	134.88	0.022	SPLSR $\leq$ 0.04, Not required
	LTE Band 5	0.260	-7.00	77.00	-177.00	1.400	98.56	0.017	SPLSR $\leq$ 0.04, Not required
	LTE Band 12	0.334	-5.30	83.40	-177.00	1.474	104.84	0.017	SPLSR $\leq$ 0.04, Not required
	LTE Band 13	0.363	-7.00	77.00	-177.00	1.503	98.56	0.019	SPLSR $\leq$ 0.04, Not required
	LTE Band 14	0.344	-7.00	77.00	-177.00	1.484	98.56	0.018	SPLSR $\leq$ 0.04, Not required
	LTE Band 25	0.746	-6.80	113.40	-177.00	1.886	134.88	0.019	SPLSR $\leq$ 0.04, Not required
	LTE Band 26_FCC	0.289	-4.00	68.00	-178.80	1.429	89.38	0.019	SPLSR $\leq$ 0.04, Not required
	LTE Band 26_IC	0.259	-4.00	66.50	-178.80	1.399	87.88	0.019	SPLSR $\leq$ 0.04, Not required
	LTE Band 66	0.986	-3.90	108.40	-178.50	2.126	129.75	0.024	SPLSR $\leq$ 0.04, Not required
	LTE Band 85	0.292	-4.00	56.50	-178.90	1.432	77.89	0.022	SPLSR $\leq$ 0.04, Not required

Unless otherwise stated the results shown in this test report refer only to the sample(s) tested and such sample(s) are retained for 90 days only.

除非另有說明，此報告結果僅對測試之樣品負責，同時此樣品僅保留90天。本報告未經本公司書面許可，不可部份複製。

This document is issued by the Company subject to its General Conditions of Service printed overleaf, available on request or accessible at <http://www.sgs.com.tw/Terms-and-Conditions> and for electronic format documents, subject to Terms and Conditions for Electronic Documents at <http://www.sgs.com.tw/Terms-and-Conditions>. Attention is drawn to the limitation of liability, indemnification and jurisdiction issues defined therein. Any holder of this document is advised that information contained hereon reflects the Company's findings at the time of its intervention only and within the limits of Client's instructions, if any. The Company's sole responsibility is to its Client and this document does not exonerate parties to a transaction from exercising all their rights and obligations under the transaction documents. This document cannot be reproduced except in full, without prior written approval of the Company. Any unauthorized alteration, forgery or falsification of the content or appearance of this document is unlawful and offenders may be prosecuted to the fullest extent of the law.

SGS Taiwan Ltd.

No.134,Wu Kung Road, New Taipei Industrial Park, Wuku District, New Taipei City, Taiwan/新北市五股區新北產業園區五工路 134 號

台灣檢驗科技股份有限公司

t (886-2) 2299-3279

f (886-2) 2298-0488

www.sgs.com.tw

Member of SGS Group

Scenario 8_1+6+8+9									
Position	Conditions	SAR Value (W/kg)	Coordinates (cm)			$\Sigma$ SAR (W/kg)	Peak Location Separation	SPLSR	Simultaneous Transmission SAR Test
			x	y	z				
Top Edge	WLAN 6E Ant 2	0.820	-6.60	-149.40	-177.00	-	-	-	-
	WLAN 6E Ant 1+BT	1.200	-4.50	-41.10	-177.00	2.020	108.32	0.027	SPLSR $\leq$ 0.04, Not required
	GPRS 850	1.189	0.00	73.50	-178.90	2.009	223.01	0.013	SPLSR $\leq$ 0.04, Not required
	GPRS1900	1.129	-1.50	110.50	-178.60	1.949	259.95	0.010	SPLSR $\leq$ 0.04, Not required
	LTE Band 2	0.743	-6.80	113.70	-177.00	1.563	263.10	0.007	SPLSR $\leq$ 0.04, Not required
	LTE Band 4	0.949	-6.80	113.40	-177.00	1.769	262.80	0.009	SPLSR $\leq$ 0.04, Not required
	LTE Band 5	0.260	-7.00	77.00	-177.00	1.080	226.40	0.005	SPLSR $\leq$ 0.04, Not required
	LTE Band 12	0.334	-5.30	83.40	-177.00	1.154	232.80	0.005	SPLSR $\leq$ 0.04, Not required
	LTE Band 13	0.363	-7.00	77.00	-177.00	1.183	226.40	0.006	SPLSR $\leq$ 0.04, Not required
	LTE Band 14	0.344	-7.00	77.00	-177.00	1.164	226.40	0.006	SPLSR $\leq$ 0.04, Not required
	LTE Band 25	0.746	-6.80	113.40	-177.00	1.566	262.80	0.007	SPLSR $\leq$ 0.04, Not required
	LTE Band 26_FCC	0.289	-4.00	68.00	-178.80	1.109	217.42	0.005	SPLSR $\leq$ 0.04, Not required
	LTE Band 26_IC	0.259	-4.00	66.50	-178.80	1.079	215.92	0.005	SPLSR $\leq$ 0.04, Not required
	LTE Band 66	0.986	-3.90	108.40	-178.50	1.806	257.82	0.009	SPLSR $\leq$ 0.04, Not required
	LTE Band 85	0.292	-4.00	56.50	-178.90	1.112	205.93	0.006	SPLSR $\leq$ 0.04, Not required

Unless otherwise stated the results shown in this test report refer only to the sample(s) tested and such sample(s) are retained for 90 days only.

除非另有說明，此報告結果僅對測試之樣品負責，同時此樣品僅保留90天。本報告未經本公司書面許可，不可部份複製。

This document is issued by the Company subject to its General Conditions of Service printed overleaf, available on request or accessible at <http://www.sgs.com.tw/Terms-and-Conditions>, and for electronic format documents, subject to Terms and Conditions for Electronic Documents at <http://www.sgs.com.tw/Terms-and-Conditions>. Attention is drawn to the limitation of liability, indemnification and jurisdiction issues defined therein. Any holder of this document is advised that information contained hereon reflects the Company's findings at the time of its intervention only and within the limits of Client's instructions, if any. The Company's sole responsibility is to its Client and this document does not exonerate parties to a transaction from exercising all their rights and obligations under the transaction documents. This document cannot be reproduced except in full, without prior written approval of the Company. Any unauthorized alteration, forgery or falsification of the content or appearance of this document is unlawful and offenders may be prosecuted to the fullest extent of the law.

SGS Taiwan Ltd.

No.134,Wu Kung Road, New Taipei Industrial Park, Wuku District, New Taipei City, Taiwan/新北市五股區新北產業園區五工路 134 號

台灣檢驗科技股份有限公司

t (886-2) 2299-3279

f (886-2) 2298-0488

www.sgs.com.tw

Member of SGS Group

Scenario 8_1+6+8+9									
Position	Conditions	SAR Value (W/kg)	Coordinates (cm)			$\Sigma$ SAR (W/kg)	Peak Location Separation	SPLSR	Simultaneous Transmission SAR Test
			x	y	z				
Top Edge	WLAN 6E Ant 1+BT	1.200	-0.18	-21.30	-179.00	-	-	-	-
	GPRS 850	1.189	0.00	73.50	-178.90	2.389	94.80	0.039	SPLSR $\leq$ 0.04, Not required
	GPRS1900	1.129	-1.50	110.50	-178.60	2.329	131.81	0.027	SPLSR $\leq$ 0.04, Not required
	LTE Band 2	0.743	-6.80	113.70	-177.00	1.943	135.18	0.020	SPLSR $\leq$ 0.04, Not required
	LTE Band 4	0.949	-6.80	113.40	-177.00	2.149	134.88	0.023	SPLSR $\leq$ 0.04, Not required
	LTE Band 5	0.260	-7.00	77.00	-177.00	1.460	98.56	0.018	SPLSR $\leq$ 0.04, Not required
	LTE Band 12	0.334	-5.30	83.40	-177.00	1.534	104.84	0.018	SPLSR $\leq$ 0.04, Not required
	LTE Band 13	0.363	-7.00	77.00	-177.00	1.563	98.56	0.020	SPLSR $\leq$ 0.04, Not required
	LTE Band 14	0.344	-7.00	77.00	-177.00	1.544	98.56	0.019	SPLSR $\leq$ 0.04, Not required
	LTE Band 25	0.746	-6.80	113.40	-177.00	1.946	134.88	0.020	SPLSR $\leq$ 0.04, Not required
	LTE Band 26_FCC	0.289	-4.00	68.00	-178.80	1.489	89.38	0.020	SPLSR $\leq$ 0.04, Not required
	LTE Band 26_IC	0.259	-4.00	66.50	-178.80	1.459	87.88	0.020	SPLSR $\leq$ 0.04, Not required
	LTE Band 66	0.986	-3.90	108.40	-178.50	2.186	129.75	0.025	SPLSR $\leq$ 0.04, Not required
	LTE Band 85	0.292	-4.00	56.50	-178.90	1.492	77.89	0.023	SPLSR $\leq$ 0.04, Not required

Unless otherwise stated the results shown in this test report refer only to the sample(s) tested and such sample(s) are retained for 90 days only.

除非另有說明，此報告結果僅對測試之樣品負責，同時此樣品僅保留90天。本報告未經本公司書面許可，不可部份複製。

This document is issued by the Company subject to its General Conditions of Service printed overleaf, available on request or accessible at <http://www.sgs.com.tw/Terms-and-Conditions>, and for electronic format documents, subject to Terms and Conditions for Electronic Documents at <http://www.sgs.com.tw/Terms-and-Conditions>. Attention is drawn to the limitation of liability, indemnification and jurisdiction issues defined therein. Any holder of this document is advised that information contained hereon reflects the Company's findings at the time of its intervention only and within the limits of Client's instructions, if any. The Company's sole responsibility is to its Client and this document does not exonerate parties to a transaction from exercising all their rights and obligations under the transaction documents. This document cannot be reproduced except in full, without prior written approval of the Company. Any unauthorized alteration, forgery or falsification of the content or appearance of this document is unlawful and offenders may be prosecuted to the fullest extent of the law.

SGS Taiwan Ltd.

No.134,Wu Kung Road, New Taipei Industrial Park, Wuku District, New Taipei City, Taiwan/新北市五股區新北產業園區五工路 134 號

台灣檢驗科技股份有限公司

t (886-2) 2299-3279

f (886-2) 2298-0488

www.sgs.com.tw

Member of SGS Group



## Vendor 2

	Exposure Position	FCC Reported SAR									Scenario 1	Scenario 2	Scenario 3	Scenario 4	Scenario 5	Scenario 6	Scenario 7	Scenario 8	Case No
		1	2	3	4	5	6	8	9										
		WWAN 1g SAR (W/kg)	2.4GHz WLAN Ant 1 1g SAR (W/kg)	2.4GHz WLAN Ant 2 1g SAR (W/kg)	5GHz WLAN Ant 1 1g SAR (W/kg)	5GHz WLAN Ant 2 1g SAR (W/kg)	Bluetooth Ant 1 1g SAR (W/kg)	5GHz WLAN Ant 1 1g SAR (W/kg)	5GHz WLAN Ant 2 1g SAR (W/kg)	1g SAR (Summed)	1g SAR (Summed)	1g SAR (Summed)	1g SAR (W/kg)	1g SAR (W/kg)	1g SAR (W/kg)	1g SAR (W/kg)	1g SAR (W/kg)	1g SAR (W/kg)	
GPRS850 <1Dn4Up>	Back Surface	0	0.204	0.120	0.050	0.130	0.190	0.040	0.160	0.160	0.434	0.584	0.354	0.494	0.624	0.464	0.584	0.624	1,3,5,8 11
	Top Edge	0	1.169	0.520	1.170	0.920	0.950	0.220	0.980	0.820	2.859	3.039	2.559	2.339	3.259	2.209	2.969	3.189	
	Bottom Edge	0	0.054								0.054	0.054	0.054	0.054	0.054	0.054	0.054	0.054	
	Left Edge	0	0.001	0.400	0.160	0.400	0.270	0.400	0.400	0.100	0.561	0.671	0.561	0.671	1.071	0.501	0.501	0.901	
	Right Edge	0	0.254								0.254	0.254	0.254	0.254	0.254	0.254	0.254	0.254	
GPRS1900 <1Dn4Up>	Back Surface	0	0.210	0.120	0.050	0.130	0.190	0.040	0.160	0.160	0.380	0.530	0.300	0.440	0.570	0.410	0.530	0.570	1,3,5,8 11
	Top Edge	0	1.073	0.520	1.170	0.920	0.950	0.220	0.980	0.820	2.763	2.943	2.463	2.243	3.163	2.113	2.873	3.093	
	Bottom Edge	0	0.001								0.001	0.001	0.001	0.001	0.001	0.001	0.001	0.001	
	Left Edge	0	0.048	0.400	0.160	0.400	0.270	0.400	0.400	0.100	0.608	0.718	0.608	0.718	1.118	0.548	0.548	0.948	
	Right Edge	0	0.254								0.254	0.254	0.254	0.254	0.254	0.254	0.254	0.254	
LTE Band 2	Back Surface	0	0.058	0.120	0.050	0.130	0.190	0.040	0.160	0.160	0.228	0.378	0.148	0.238	0.418	0.258	0.378	0.418	1,3,5,8 11
	Top Edge	0	1.085	0.520	1.170	0.920	0.950	0.220	0.980	0.820	2.776	2.956	2.476	2.256	3.176	2.126	2.886	3.106	
	Bottom Edge	0	0.001								0.001	0.001	0.001	0.001	0.001	0.001	0.001	0.001	
	Left Edge	0	0.001	0.400	0.160	0.400	0.270	0.400	0.400	0.100	0.561	0.671	0.561	0.671	1.071	0.501	0.501	0.901	
	Right Edge	0	0.076								0.076	0.076	0.076	0.076	0.076	0.076	0.076	0.076	
LTE Band 4	Back Surface	0	0.048	0.120	0.050	0.130	0.190	0.040	0.160	0.160	0.218	0.368	0.138	0.228	0.408	0.248	0.368	0.408	1,3,5,8 11
	Top Edge	0	0.703	0.520	1.170	0.920	0.950	0.220	0.980	0.820	2.393	2.573	2.093	1.873	2.793	1.743	2.503	2.723	
	Bottom Edge	0	0.001								0.001	0.001	0.001	0.001	0.001	0.001	0.001	0.001	
	Left Edge	0	0.001	0.400	0.160	0.400	0.270	0.400	0.400	0.100	0.561	0.671	0.561	0.671	1.071	0.501	0.501	0.901	
	Right Edge	0	0.070								0.070	0.070	0.070	0.070	0.070	0.070	0.070	0.070	
LTE Band 5	Back Surface	0	0.047	0.120	0.050	0.130	0.190	0.040	0.160	0.160	0.217	0.367	0.137	0.227	0.407	0.247	0.367	0.407	1,3,5,8 11
	Top Edge	0	0.300	0.520	1.170	0.920	0.950	0.220	0.980	0.820	1.990	2.170	1.690	1.470	2.390	1.340	2.100	2.320	
	Bottom Edge	0	0.001								0.001	0.001	0.001	0.001	0.001	0.001	0.001	0.001	
	Left Edge	0	0.001	0.400	0.160	0.400	0.270	0.400	0.400	0.100	0.561	0.671	0.561	0.671	1.071	0.501	0.501	0.901	
	Right Edge	0	0.001								0.001	0.001	0.001	0.001	0.001	0.001	0.001	0.001	
LTE Band 12	Back Surface	0	0.052	0.120	0.050	0.130	0.190	0.040	0.160	0.160	0.222	0.372	0.142	0.232	0.412	0.252	0.372	0.412	1,3,5,8 11
	Top Edge	0	0.338	0.520	1.170	0.920	0.950	0.220	0.980	0.820	2.628	2.208	1.728	1.508	2.428	1.378	2.138	2.358	
	Bottom Edge	0	0.001								0.001	0.001	0.001	0.001	0.001	0.001	0.001	0.001	
	Left Edge	0	0.001	0.400	0.160	0.400	0.270	0.400	0.400	0.100	0.561	0.671	0.561	0.671	1.071	0.501	0.501	0.901	
	Right Edge	0	0.001								0.001	0.001	0.001	0.001	0.001	0.001	0.001	0.001	
LTE Band 13	Back Surface	0	0.057	0.120	0.050	0.130	0.190	0.040	0.160	0.160	0.227	0.377	0.147	0.237	0.417	0.257	0.377	0.417	1,3,5,8 11
	Top Edge	0	0.306	0.520	1.170	0.920	0.950	0.220	0.980	0.820	1.996	2.176	1.696	1.476	2.396	1.346	2.106	2.326	
	Bottom Edge	0	0.001								0.001	0.001	0.001	0.001	0.001	0.001	0.001	0.001	
	Left Edge	0	0.001	0.400	0.160	0.400	0.270	0.400	0.400	0.100	0.561	0.671	0.561	0.671	1.071	0.501	0.501	0.901	
	Right Edge	0	0.001								0.001	0.001	0.001	0.001	0.001	0.001	0.001	0.001	
LTE Band 14	Back Surface	0	0.054	0.120	0.050	0.130	0.190	0.040	0.160	0.160	0.224	0.374	0.144	0.234	0.414	0.254	0.374	0.414	1,3,5,8 11
	Top Edge	0	0.290	0.520	1.170	0.920	0.950	0.220	0.980	0.820	1.990	2.160	1.680	1.460	2.380	1.330	2.090	2.310	
	Bottom Edge	0	0.001								0.001	0.001	0.001	0.001	0.001	0.001	0.001	0.001	
	Left Edge	0	0.001	0.400	0.160	0.400	0.270	0.400	0.400	0.100	0.561	0.671	0.561	0.671	1.071	0.501	0.501	0.901	
	Right Edge	0	0.001								0.001	0.001	0.001	0.001	0.001	0.001	0.001	0.001	
LTE Band 25	Back Surface	0	0.063	0.120	0.050	0.130	0.190	0.040	0.160	0.160	0.233	0.383	0.153	0.243	0.423	0.263	0.383	0.423	1,3,5,8 11
	Top Edge	0	1.132	0.520	1.170	0.920	0.950	0.220	0.980	0.820	2.822	3.002	2.522	2.302	3.222	2.172	2.932	3.152	
	Bottom Edge	0	0.002								0.002	0.002	0.002	0.002	0.002	0.002	0.002	0.002	
	Left Edge	0	0.002	0.400	0.160	0.400	0.270	0.400	0.400	0.100	0.562	0.672	0.562	0.672	1.072	0.502	0.502	0.902	
	Right Edge	0	0.002								0.002	0.002	0.002	0.002	0.002	0.002	0.002	0.002	
LTE Band 26_FCC	Back Surface	0	0.037	0.120	0.050	0.130	0.190	0.040	0.160	0.160	0.207	0.357	0.127	0.217	0.397	0.237	0.357	0.397	1,3,5,8 11
	Top Edge	0	0.316	0.520	1.170	0.920	0.950	0.220	0.980	0.820	2.056	2.196	1.706	1.486	2.406	1.356	2.116	2.336	
	Bottom Edge	0	0.001								0.001	0.001	0.001	0.001	0.001	0.001	0.001	0.001	
	Left Edge	0	0.001	0.400	0.160	0.400	0.270	0.400	0.400	0.100	0.561	0.671	0.561	0.671	1.071	0.501	0.501	0.901	
	Right Edge	0	0.001								0.001	0.001	0.001	0.001	0.001	0.001	0.001	0.001	
LTE Band 26_IC	Back Surface	0	0.040	0.120	0.050	0.130	0.190	0.040	0.160	0.160	0.219	0.369	0.139	0.229	0.409	0.249	0.369	0.409	1,3,5,8 11
	Top Edge	0	0.289	0.520	1.170	0.920	0.950	0.220	0.980	0.820	1.979	2.159	1.679	1.459	2.379	1.329	2.089	2.309	
	Bottom Edge	0	0.001								0.001	0.001	0.001	0.001	0.001	0.001	0.001	0.001	
	Left Edge	0	0.001	0.400	0.160	0.400	0.270	0.400	0.400	0.100	0.561	0.671	0.561	0.671	1.071	0.501	0.501	0.901	
	Right Edge	0	0.001								0.001	0.001	0.001	0.001	0.001	0.001	0.001	0.001	
LTE Band 66	Back Surface	0	0.052	0.120	0.050	0.130	0.190	0.040	0.160	0.160	0.222	0.372	0.142	0.232	0.412	0.252	0.372	0.412	1,3,5,8 11
	Top Edge	0	0.743	0.520	1.170	0.920	0.950	0.220	0.980	0.820	2.433	2.613	2.133	1.913	2.833	1.783	2.543	2.763	
	Bottom Edge	0	0.001								0.001	0.001	0.001	0.001	0.001	0.001	0.001	0.001	
	Left Edge	0	0.001	0.400	0.160	0.400	0.270	0.400	0.400	0.100	0.561	0.671	0.561	0.671	1.071	0.501	0.501	0.901	
	Right Edge	0	0.079								0.079	0.079	0.079	0.079	0.079	0.079	0.079	0.079	
LTE Band 85	Back Surface	0	0.038	0.120	0.050	0.130	0.190	0.040	0.160	0.160	0.208	0.358	0.128	0.218	0.398	0.238	0.358	0.398	1,3,5,8 11
	Top Edge	0	0.318	0.520	1.170	0.920	0.950	0.220	0.980	0.820	2.008	2.188	1.708	1.488	2.408	1.358	2.118	2.338	
	Bottom Edge	0	0.001								0.001	0.001	0.001	0.001	0.001	0.001	0.001	0.001	
	Left Edge	0	0.001	0.400	0.160	0.400	0.270	0.400	0.400	0.100	0.561	0.671	0.561	0.671	1.071	0.501	0.501	0.901	
	Right Edge	0	0.001								0.001	0.001	0.001	0.001	0.001	0.001	0.001	0.001	

## SPLSR Vendor 2

Scenario 1_1+2+3									
Position	Conditions	SAR Value (W/kg)	Coordinates (cm)			$\Sigma$ SAR (W/kg)	Peak Location Separation Distance (mm)	SPLSR	Simultaneous Transmission SAR Test
			x	y	z				
Top Edge	WLAN 2.4G Ant 2	1.170	-1.04	-118.85	-177.06	-	-	-	-
	WLAN 2.4G Ant 1	0.520	-0.63	-16.30	-179.10	1.690	102.57	0.021	SPLSR $\leq$ 0.04, Not required
	GPRS 850	1.169	-0.60	76.80	-179.70	2.339	195.67	0.018	SPLSR $\leq$ 0.04, Not required
	GPRS1900	1.073	-2.10	109.80	-179.40	2.243	228.66	0.015	SPLSR $\leq$ 0.04, Not required
	LTE Band 2	1.085	-7.40	113.00	-177.80	2.255	231.94	0.015	SPLSR $\leq$ 0.04, Not required
	LTE Band 4	0.703	-7.40	112.70	-177.80	1.873	231.64	0.011	SPLSR $\leq$ 0.04, Not required
	LTE Band 5	0.300	-7.60	76.30	-177.80	1.470	195.26	0.009	SPLSR $\leq$ 0.04, Not required
	LTE Band 12	0.338	-5.90	82.70	-177.80	1.508	201.61	0.009	SPLSR $\leq$ 0.04, Not required
	LTE Band 13	0.306	-7.60	76.30	-177.80	1.476	195.26	0.009	SPLSR $\leq$ 0.04, Not required
	LTE Band 14	0.290	-7.60	76.30	-177.80	1.460	195.26	0.009	SPLSR $\leq$ 0.04, Not required
	LTE Band 25	1.132	-7.40	112.70	-177.80	2.302	231.64	0.015	SPLSR $\leq$ 0.04, Not required
	LTE Band 26_FCC	0.316	-4.60	67.30	-179.60	1.486	186.20	0.010	SPLSR $\leq$ 0.04, Not required
	LTE Band 26_IC	0.289	-4.60	65.80	-179.60	1.459	184.70	0.010	SPLSR $\leq$ 0.04, Not required
	LTE Band 66	0.743	-4.50	107.70	-179.30	1.913	226.59	0.012	SPLSR $\leq$ 0.04, Not required
	LTE Band 85	0.318	-4.60	55.80	-179.70	1.488	174.71	0.010	SPLSR $\leq$ 0.04, Not required
Scenario 1_1+2+3									
Position	Conditions	SAR Value (W/kg)	Coordinates (cm)			$\Sigma$ SAR (W/kg)	Peak Location Separation Distance (mm)	SPLSR	Simultaneous Transmission SAR Test
			x	y	z				
Top Edge	WLAN 2.4G Ant 1	0.520	0.63	-16.30	-179.10	-	-	-	-
	GPRS 850	1.169	-0.60	76.80	-179.70	1.689	93.11	0.024	SPLSR $\leq$ 0.04, Not required
	GPRS1900	1.073	-2.10	109.80	-179.40	1.593	126.13	0.016	SPLSR $\leq$ 0.04, Not required
	LTE Band 2	1.085	-7.40	113.00	-177.80	1.605	129.56	0.016	SPLSR $\leq$ 0.04, Not required
	LTE Band 4	0.703	-7.40	112.70	-177.80	1.223	129.26	0.010	SPLSR $\leq$ 0.04, Not required
	LTE Band 5	0.300	-7.60	76.30	-177.80	0.820	92.97	0.008	SPLSR $\leq$ 0.04, Not required
	LTE Band 12	0.338	-5.90	82.70	-177.80	0.858	99.22	0.008	SPLSR $\leq$ 0.04, Not required
	LTE Band 13	0.306	-7.60	76.30	-177.80	0.826	92.97	0.008	SPLSR $\leq$ 0.04, Not required
	LTE Band 14	0.290	-7.60	76.30	-177.80	0.810	92.97	0.008	SPLSR $\leq$ 0.04, Not required
	LTE Band 25	1.132	-7.40	112.70	-177.80	1.652	129.26	0.016	SPLSR $\leq$ 0.04, Not required
	LTE Band 26_FCC	0.316	-4.60	67.30	-179.60	0.836	83.76	0.009	SPLSR $\leq$ 0.04, Not required
	LTE Band 26_IC	0.289	-4.60	65.80	-179.60	0.809	82.27	0.009	SPLSR $\leq$ 0.04, Not required
	LTE Band 66	0.743	-4.50	107.70	-179.30	1.263	124.11	0.011	SPLSR $\leq$ 0.04, Not required
	LTE Band 85	0.318	-4.60	55.80	-179.70	0.838	72.29	0.011	SPLSR $\leq$ 0.04, Not required

Unless otherwise stated the results shown in this test report refer only to the sample(s) tested and such sample(s) are retained for 90 days only.

除非另有說明，此報告結果僅對測試之樣品負責，同時此樣品僅保留90天。本報告未經本公司書面許可，不可部份複製。

This document is issued by the Company subject to its General Conditions of Service printed overleaf, available on request or accessible at <http://www.sgs.com.tw/Terms-and-Conditions>, and for electronic format documents, subject to Terms and Conditions for Electronic Documents at <http://www.sgs.com.tw/Terms-and-Conditions>. Attention is drawn to the limitation of liability, indemnification and jurisdiction issues defined therein. Any holder of this document is advised that information contained hereon reflects the Company's findings at the time of its intervention only and within the limits of Client's instructions, if any. The Company's sole responsibility is to its Client and this document does not exonerate parties to a transaction from exercising all their rights and obligations under the transaction documents. This document cannot be reproduced except in full, without prior written approval of the Company. Any unauthorized alteration, forgery or falsification of the content or appearance of this document is unlawful and offenders may be prosecuted to the fullest extent of the law.

SGS Taiwan Ltd.

No.134,Wu Kung Road, New Taipei Industrial Park, Wuku District, New Taipei City, Taiwan/新北市五股區新北產業園區五工路 134 號

台灣檢驗科技股份有限公司

t (886-2) 2299-3279

f (886-2) 2298-0488

www.sgs.com.tw

Member of SGS Group



Scenario 3_1+3+6									
Position	Conditions	SAR Value (W/kg)	Coordinates (cm)			$\Sigma$ SAR (W/kg)	Peak Location Separation Distance (mm)	SPLSR	Simultaneous Transmission SAR Test
			x	y	z				
Top Edge	WLAN 2.4G Ant 2	1.170	-1.04	-118.85	-177.06	-	-	-	-
	Bluetooth Ant 1	0.220	0.11	-15.82	-179.00	1.390	103.05	0.016	$SPLSR \leq 0.04$
	GPRS 850	1.169	-0.60	76.80	-179.70	2.339	195.67	0.018	$SPLSR \leq 0.04$
	GPRS1900	1.073	-2.10	109.80	-179.40	2.243	228.66	0.015	$SPLSR \leq 0.04$
	LTE Band 2	1.085	-7.40	113.00	-177.80	2.255	231.94	0.015	$SPLSR \leq 0.04$
	LTE Band 4	0.703	-7.40	112.70	-177.80	1.873	231.64	0.011	$SPLSR \leq 0.04$
	LTE Band 5	0.300	-7.60	76.30	-177.80	1.470	195.26	0.009	$SPLSR \leq 0.04$
	LTE Band 12	0.338	-5.90	82.70	-177.80	1.508	201.61	0.009	$SPLSR \leq 0.04$
	LTE Band 13	0.306	-7.60	76.30	-177.80	1.476	195.26	0.009	$SPLSR \leq 0.04$
	LTE Band 14	0.290	-7.60	76.30	-177.80	1.460	195.26	0.009	$SPLSR \leq 0.04$
	LTE Band 25	1.132	-7.40	112.70	-177.80	2.302	231.64	0.015	$SPLSR \leq 0.04$
	LTE Band 26_FCC	0.316	-4.60	67.30	-179.60	1.486	186.20	0.010	$SPLSR \leq 0.04$
	LTE Band 26_IC	0.289	-4.60	65.80	-179.60	1.459	184.70	0.010	$SPLSR \leq 0.04$
	LTE Band 66	0.743	-4.50	107.70	-179.30	1.913	226.59	0.012	$SPLSR \leq 0.04$
	LTE Band 85	0.318	-4.60	55.80	-179.70	1.488	174.71	0.010	$SPLSR \leq 0.04$

Unless otherwise stated the results shown in this test report refer only to the sample(s) tested and such sample(s) are retained for 90 days only.

除非另有說明，此報告結果僅對測試之樣品負責，同時此樣品僅保留90天。本報告未經本公司書面許可，不可部份複製。

This document is issued by the Company subject to its General Conditions of Service printed overleaf, available on request or accessible at <http://www.sgs.com.tw/Terms-and-Conditions> and for electronic format documents, subject to Terms and Conditions for Electronic Documents at <http://www.sgs.com.tw/Terms-and-Conditions>. Attention is drawn to the limitation of liability, indemnification and jurisdiction issues defined therein. Any holder of this document is advised that information contained hereon reflects the Company's findings at the time of its intervention only and within the limits of Client's instructions, if any. The Company's sole responsibility is to its Client and this document does not exonerate parties to a transaction from exercising all their rights and obligations under the transaction documents. This document cannot be reproduced except in full, without prior written approval of the Company. Any unauthorized alteration, forgery or falsification of the content or appearance of this document is unlawful and offenders may be prosecuted to the fullest extent of the law.

SGS Taiwan Ltd.

No.134,Wu Kung Road, New Taipei Industrial Park, Wuku District, New Taipei City, Taiwan/新北市五股區新北產業園區五工路 134 號

台灣檢驗科技股份有限公司

t (886-2) 2299-3279

f (886-2) 2298-0488

[www.sgs.com.tw](http://www.sgs.com.tw)

Member of SGS Group

Scenario 3_1+3+6									
Position	Conditions	SAR Value (W/kg)	Coordinates (cm)			$\Sigma$ SAR (W/kg)	Peak Location Separation Distance (mm)	SPLSR	Simultaneous Transmission SAR Test
			x	y	z				
Top Edge	Bluetooth Ant 1	0.220	0.11	-15.82	-179.00	-	-	-	$SPLSR \leq 0.04$
	GPRS 850	1.169	-0.60	76.80	-179.70	1.389	92.63	0.018	$SPLSR \leq 0.04$
	GPRS1900	1.073	-2.10	109.80	-179.40	1.293	125.64	0.012	$SPLSR \leq 0.04$
	LTE Band 2	1.085	-7.40	113.00	-177.80	1.305	129.04	0.012	$SPLSR \leq 0.04$
	LTE Band 4	0.703	-7.40	112.70	-177.80	0.923	128.74	0.007	$SPLSR \leq 0.04$
	LTE Band 5	0.300	-7.60	76.30	-177.80	0.520	92.45	0.004	$SPLSR \leq 0.04$
	LTE Band 12	0.338	-5.90	82.70	-177.80	0.558	98.71	0.004	$SPLSR \leq 0.04$
	LTE Band 13	0.306	-7.60	76.30	-177.80	0.526	92.45	0.004	$SPLSR \leq 0.04$
	LTE Band 14	0.290	-7.60	76.30	-177.80	0.510	92.45	0.004	$SPLSR \leq 0.04$
	LTE Band 25	1.132	-7.40	112.70	-177.80	1.352	128.74	0.012	$SPLSR \leq 0.04$
	LTE Band 26_FCC	0.316	-4.60	67.30	-179.60	0.536	83.26	0.005	$SPLSR \leq 0.04$
	LTE Band 26_IC	0.289	-4.60	65.80	-179.60	0.509	81.76	0.004	$SPLSR \leq 0.04$
	LTE Band 66	0.743	-4.50	107.70	-179.30	0.963	123.61	0.008	$SPLSR \leq 0.04$
	LTE Band 85	0.318	-4.60	55.80	-179.70	0.538	71.78	0.005	$SPLSR \leq 0.04$

Unless otherwise stated the results shown in this test report refer only to the sample(s) tested and such sample(s) are retained for 90 days only.

除非另有說明，此報告結果僅對測試之樣品負責，同時此樣品僅保留90天。本報告未經本公司書面許可，不可部份複製。

This document is issued by the Company subject to its General Conditions of Service printed overleaf, available on request or accessible at <http://www.sgs.com.tw/Terms-and-Conditions> and for electronic format documents, subject to Terms and Conditions for Electronic Documents at <http://www.sgs.com.tw/Terms-and-Conditions>. Attention is drawn to the limitation of liability, indemnification and jurisdiction issues defined therein. Any holder of this document is advised that information contained hereon reflects the Company's findings at the time of its intervention only and within the limits of Client's instructions, if any. The Company's sole responsibility is to its Client and this document does not exonerate parties to a transaction from exercising all their rights and obligations under the transaction documents. This document cannot be reproduced except in full, without prior written approval of the Company. Any unauthorized alteration, forgery or falsification of the content or appearance of this document is unlawful and offenders may be prosecuted to the fullest extent of the law.

SGS Taiwan Ltd.

No.134,Wu Kung Road, New Taipei Industrial Park, Wuku District, New Taipei City, Taiwan/新北市五股區新北產業園區五工路 134 號

台灣檢驗科技股份有限公司

t (886-2) 2299-3279

f (886-2) 2298-0488

www.sgs.com.tw

Member of SGS Group

Scenario 5_1+4+5+6									
Position	Conditions	SAR Value (W/kg)	Coordinates (cm)			$\Sigma$ SAR (W/kg)	Peak Location Separation Distance	SPLSR	Simultaneous Transmission SAR Test
			x	y	z				
Top Edge	WLAN 5G Ant 2	0.950	-1.81	-144.10	-177.10	-	-	-	-
	WLAN 5G Ant 1+BT	1.140	-1.02	-66.02	-177.22	2.090	78.08	0.039	SPLSR $\leq$ 0.04, Not required
	GPRS 850	1.169	-0.60	76.80	-179.70	2.119	220.92	0.014	SPLSR $\leq$ 0.04, Not required
	GPRS1900	1.073	-2.10	109.80	-179.40	2.023	253.91	0.011	SPLSR $\leq$ 0.04, Not required
	LTE Band 2	1.085	-7.40	113.00	-177.80	2.035	257.16	0.011	SPLSR $\leq$ 0.04, Not required
	LTE Band 4	0.703	-7.40	112.70	-177.80	1.653	256.86	0.008	SPLSR $\leq$ 0.04, Not required
	LTE Band 5	0.300	-7.60	76.30	-177.80	1.250	220.48	0.006	SPLSR $\leq$ 0.04, Not required
	LTE Band 12	0.338	-5.90	82.70	-177.80	1.288	226.84	0.006	SPLSR $\leq$ 0.04, Not required
	LTE Band 13	0.306	-7.60	76.30	-177.80	1.256	220.48	0.006	SPLSR $\leq$ 0.04, Not required
	LTE Band 14	0.290	-7.60	76.30	-177.80	1.240	220.48	0.006	SPLSR $\leq$ 0.04, Not required
	LTE Band 25	1.132	-7.40	112.70	-177.80	2.082	256.86	0.012	SPLSR $\leq$ 0.04, Not required
	LTE Band 26_FCC	0.316	-4.60	67.30	-179.60	1.266	211.43	0.007	SPLSR $\leq$ 0.04, Not required
	LTE Band 26_IC	0.289	-4.60	65.80	-179.60	1.239	209.93	0.007	SPLSR $\leq$ 0.04, Not required
	LTE Band 66	0.743	-4.50	107.70	-179.30	1.693	251.82	0.009	SPLSR $\leq$ 0.04, Not required
	LTE Band 85	0.318	-4.60	55.80	-179.70	1.268	199.94	0.007	SPLSR $\leq$ 0.04, Not required

Unless otherwise stated the results shown in this test report refer only to the sample(s) tested and such sample(s) are retained for 90 days only.

除非另有說明，此報告結果僅對測試之樣品負責，同時此樣品僅保留90天。本報告未經本公司書面許可，不可部份複製。

This document is issued by the Company subject to its General Conditions of Service printed overleaf, available on request or accessible at <http://www.sgs.com.tw/Terms-and-Conditions> and for electronic format documents, subject to Terms and Conditions for Electronic Documents at <http://www.sgs.com.tw/Terms-and-Conditions>. Attention is drawn to the limitation of liability, indemnification and jurisdiction issues defined therein. Any holder of this document is advised that information contained hereon reflects the Company's findings at the time of its intervention only and within the limits of Client's instructions, if any. The Company's sole responsibility is to its Client and this document does not exonerate parties to a transaction from exercising all their rights and obligations under the transaction documents. This document cannot be reproduced except in full, without prior written approval of the Company. Any unauthorized alteration, forgery or falsification of the content or appearance of this document is unlawful and offenders may be prosecuted to the fullest extent of the law.

SGS Taiwan Ltd.

No.134,Wu Kung Road, New Taipei Industrial Park, Wuku District, New Taipei City, Taiwan/新北市五股區新北產業園區五工路 134 號

台灣檢驗科技股份有限公司

t (886-2) 2299-3279

f (886-2) 2298-0488

www.sgs.com.tw

Member of SGS Group

Scenario 5_1+4+5+6									
Position	Conditions	SAR Value (W/kg)	Coordinates (cm)			$\Sigma$ SAR (W/kg)	Peak Location Separation Distance	SPLSR	Simultaneous Transmission SAR Test
			x	y	z				
Top Edge	WLAN 5G Ant 1+BT	1.140	0.11	-15.82	-179.00	-	-	-	-
	GPRS 850	1.169	-0.60	76.80	-179.70	2.309	92.63	0.038	SPLSR $\leq$ 0.04, Not required
	GPRS1900	1.073	-2.10	109.80	-179.40	2.213	125.64	0.026	SPLSR $\leq$ 0.04, Not required
	LTE Band 2	1.085	-7.40	113.00	-177.80	2.225	129.04	0.026	SPLSR $\leq$ 0.04, Not required
	LTE Band 4	0.703	-7.40	112.70	-177.80	1.843	128.74	0.019	SPLSR $\leq$ 0.04, Not required
	LTE Band 5	0.300	-7.60	76.30	-177.80	1.440	92.45	0.019	SPLSR $\leq$ 0.04, Not required
	LTE Band 12	0.338	-5.90	82.70	-177.80	1.478	98.71	0.018	SPLSR $\leq$ 0.04, Not required
	LTE Band 13	0.306	-7.60	76.30	-177.80	1.446	92.45	0.019	SPLSR $\leq$ 0.04, Not required
	LTE Band 14	0.290	-7.60	76.30	-177.80	1.430	92.45	0.018	SPLSR $\leq$ 0.04, Not required
	LTE Band 25	1.132	-7.40	112.70	-177.80	2.272	128.74	0.027	SPLSR $\leq$ 0.04, Not required
	LTE Band 26_FCC	0.316	-4.60	67.30	-179.60	1.456	83.26	0.021	SPLSR $\leq$ 0.04, Not required
	LTE Band 26_IC	0.289	-4.60	65.80	-179.60	1.429	81.76	0.021	SPLSR $\leq$ 0.04, Not required
	LTE Band 66	0.743	-4.50	107.70	-179.30	1.883	123.61	0.021	SPLSR $\leq$ 0.04, Not required
	LTE Band 85	0.318	-4.60	55.80	-179.70	1.458	71.78	0.025	SPLSR $\leq$ 0.04, Not required

Unless otherwise stated the results shown in this test report refer only to the sample(s) tested and such sample(s) are retained for 90 days only.

除非另有說明，此報告結果僅對測試之樣品負責，同時此樣品僅保留90天。本報告未經本公司書面許可，不可部份複製。

This document is issued by the Company subject to its General Conditions of Service printed overleaf, available on request or accessible at <http://www.sgs.com.tw/Terms-and-Conditions> and for electronic format documents, subject to Terms and Conditions for Electronic Documents at <http://www.sgs.com.tw/Terms-and-Conditions>. Attention is drawn to the limitation of liability, indemnification and jurisdiction issues defined therein. Any holder of this document is advised that information contained hereon reflects the Company's findings at the time of its intervention only and within the limits of Client's instructions, if any. The Company's sole responsibility is to its Client and this document does not exonerate parties to a transaction from exercising all their rights and obligations under the transaction documents. This document cannot be reproduced except in full, without prior written approval of the Company. Any unauthorized alteration, forgery or falsification of the content or appearance of this document is unlawful and offenders may be prosecuted to the fullest extent of the law.

SGS Taiwan Ltd.

No.134,Wu Kung Road, New Taipei Industrial Park, Wuku District, New Taipei City, Taiwan/新北市五股區新北產業園區五工路 134 號

台灣檢驗科技股份有限公司

t (886-2) 2299-3279

f (886-2) 2298-0488

www.sgs.com.tw

Member of SGS Group

Scenario 8_1+6+8+9									
Position	Conditions	SAR Value (W/kg)	Coordinates (cm)			$\Sigma$ SAR (W/kg)	Peak Location Separation	SPLSR	Simultaneous Transmission SAR Test
			x	y	z				
Top Edge	WLAN 6E Ant 2	0.820	-6.55	-149.35	-176.95	-	-	-	-
	WLAN 6E Ant 1+BT	1.200	-4.54	-41.14	-177.04	2.020	108.23	0.027	SPLSR $\leq$ 0.04, Not required
	GPRS 850	1.169	-0.60	76.80	-179.70	1.989	226.24	0.012	SPLSR $\leq$ 0.04, Not required
	GPRS1900	1.073	-2.10	109.80	-179.40	1.893	259.20	0.010	SPLSR $\leq$ 0.04, Not required
	LTE Band 2	1.085	-7.40	113.00	-177.80	1.905	262.35	0.010	SPLSR $\leq$ 0.04, Not required
	LTE Band 4	0.703	-7.40	112.70	-177.80	1.523	262.05	0.007	SPLSR $\leq$ 0.04, Not required
	LTE Band 5	0.300	-7.60	76.30	-177.80	1.120	225.65	0.005	SPLSR $\leq$ 0.04, Not required
	LTE Band 12	0.338	-5.90	82.70	-177.80	1.158	232.05	0.005	SPLSR $\leq$ 0.04, Not required
	LTE Band 13	0.306	-7.60	76.30	-177.80	1.126	225.65	0.005	SPLSR $\leq$ 0.04, Not required
	LTE Band 14	0.290	-7.60	76.30	-177.80	1.110	225.65	0.005	SPLSR $\leq$ 0.04, Not required
	LTE Band 25	1.132	-7.40	112.70	-177.80	1.952	262.05	0.010	SPLSR $\leq$ 0.04, Not required
	LTE Band 26_FCC	0.316	-4.60	67.30	-179.60	1.136	216.67	0.006	SPLSR $\leq$ 0.04, Not required
	LTE Band 26_IC	0.289	-4.60	65.80	-179.60	1.109	215.18	0.005	SPLSR $\leq$ 0.04, Not required
	LTE Band 66	0.743	-4.50	107.70	-179.30	1.563	257.07	0.008	SPLSR $\leq$ 0.04, Not required
	LTE Band 85	0.318	-4.60	55.80	-179.70	1.138	205.18	0.006	SPLSR $\leq$ 0.04, Not required

Unless otherwise stated the results shown in this test report refer only to the sample(s) tested and such sample(s) are retained for 90 days only.

除非另有說明，此報告結果僅對測試之樣品負責，同時此樣品僅保留90天。本報告未經本公司書面許可，不可部份複製。

This document is issued by the Company subject to its General Conditions of Service printed overleaf, available on request or accessible at <http://www.sgs.com.tw/Terms-and-Conditions>, and for electronic format documents, subject to Terms and Conditions for Electronic Documents at <http://www.sgs.com.tw/Terms-and-Conditions>. Attention is drawn to the limitation of liability, indemnification and jurisdiction issues defined therein. Any holder of this document is advised that information contained hereon reflects the Company's findings at the time of its intervention only and within the limits of Client's instructions, if any. The Company's sole responsibility is to its Client and this document does not exonerate parties to a transaction from exercising all their rights and obligations under the transaction documents. This document cannot be reproduced except in full, without prior written approval of the Company. Any unauthorized alteration, forgery or falsification of the content or appearance of this document is unlawful and offenders may be prosecuted to the fullest extent of the law.

SGS Taiwan Ltd.

No.134,Wu Kung Road, New Taipei Industrial Park, Wuku District, New Taipei City, Taiwan/新北市五股區新北產業園區五工路 134 號

台灣檢驗科技股份有限公司

t (886-2) 2299-3279

f (886-2) 2298-0488

www.sgs.com.tw

Member of SGS Group

Scenario 8_1+6+8+9									
Position	Conditions	SAR Value (W/kg)	Coordinates (cm)			$\Sigma$ SAR (W/kg)	Peak Location Separation	SPLSR	Simultaneous Transmission SAR Test
			x	y	z				
Top Edge	WLAN 6E Ant 1+BT	1.200	0.11	-15.82	-179.00	-	-	-	-
	GPRS 850	1.169	-0.60	76.80	-179.70	2.369	92.63	0.039	SPLSR $\leq$ 0.04, Not required
	GPRS1900	1.073	-2.10	109.80	-179.40	2.273	125.64	0.027	SPLSR $\leq$ 0.04, Not required
	LTE Band 2	1.085	-7.40	113.00	-177.80	2.285	129.04	0.027	SPLSR $\leq$ 0.04, Not required
	LTE Band 4	0.703	-7.40	112.70	-177.80	1.903	128.74	0.020	SPLSR $\leq$ 0.04, Not required
	LTE Band 5	0.300	-7.60	76.30	-177.80	1.500	92.45	0.020	SPLSR $\leq$ 0.04, Not required
	LTE Band 12	0.338	-5.90	82.70	-177.80	1.538	98.71	0.019	SPLSR $\leq$ 0.04, Not required
	LTE Band 13	0.306	-7.60	76.30	-177.80	1.506	92.45	0.020	SPLSR $\leq$ 0.04, Not required
	LTE Band 14	0.290	-7.60	76.30	-177.80	1.490	92.45	0.020	SPLSR $\leq$ 0.04, Not required
	LTE Band 25	1.132	-7.40	112.70	-177.80	2.332	128.74	0.028	SPLSR $\leq$ 0.04, Not required
	LTE Band 26_FCC	0.316	-4.60	67.30	-179.60	1.516	83.26	0.022	SPLSR $\leq$ 0.04, Not required
	LTE Band 26_IC	0.289	-4.60	65.80	-179.60	1.489	81.76	0.022	SPLSR $\leq$ 0.04, Not required
	LTE Band 66	0.743	-4.50	107.70	-179.30	1.943	123.61	0.022	SPLSR $\leq$ 0.04, Not required
	LTE Band 85	0.318	-4.60	55.80	-179.70	1.518	71.78	0.026	SPLSR $\leq$ 0.04, Not required

## 7.4 Conclusion

The simultaneous transmission is compliant because both SAR sum and/or SPLSR are less than their corresponding criteria.

Unless otherwise stated the results shown in this test report refer only to the sample(s) tested and such sample(s) are retained for 90 days only.

除非另有說明，此報告結果僅對測試之樣品負責，同時此樣品僅保留90天。本報告未經本公司書面許可，不可部份複製。

This document is issued by the Company subject to its General Conditions of Service printed overleaf, available on request or accessible at <http://www.sgs.com.tw/Terms-and-Conditions>, and for electronic format documents, subject to Terms and Conditions for Electronic Documents at <http://www.sgs.com.tw/Terms-and-Conditions>. Attention is drawn to the limitation of liability, indemnification and jurisdiction issues defined therein. Any holder of this document is advised that information contained hereon reflects the Company's findings at the time of its intervention only and within the limits of Client's instructions, if any. The Company's sole responsibility is to its Client and this document does not exonerate parties to a transaction from exercising all their rights and obligations under the transaction documents. This document cannot be reproduced except in full, without prior written approval of the Company. Any unauthorized alteration, forgery or falsification of the content or appearance of this document is unlawful and offenders may be prosecuted to the fullest extent of the law.

SGS Taiwan Ltd.

No.134,Wu Kung Road, New Taipei Industrial Park, Wuku District, New Taipei City, Taiwan/新北市五股區新北產業園區五工路 134 號

台灣檢驗科技股份有限公司

t (886-2) 2299-3279

f (886-2) 2298-0488

[www.sgs.com.tw](http://www.sgs.com.tw)

Member of SGS Group

## 8 INSTRUMENTS LIST

Equipment List					
Manufacturer	Device	Type	Serial number	Date of last calibration	Date of next calibration
SPEAG	Data acquisition Electronics	DAE4	547	Mar/23/2022	Mar/22/2023
SPEAG	Dosimetric E-Field Probe	EX3DV4	7686	Sep/27/2022	Sep/26/2023
SPEAG	System Validation Dipole	D750V3	1015	Oct/09/2023	Oct/08/2023
SPEAG	System Validation Dipole	D835V2	4d063	Sep/26/2022	Sep/25/2023
SPEAG	System Validation Dipole	D1750V2	1008	Sep/27/2022	Sep/26/2023
SPEAG	System Validation Dipole	D1900V2	5d173	Apr/28/2022	Apr/27/2023
SPEAG	Dielectric Assessment Kit	DAKS-3.5	1053	Feb/28/2022	Feb/27/2023
R&S	MXG Analog Signal Generator	SMB100A03	182012	Jun/13/2022	Jun/12/2023
Agilent	Dual-directional coupler	772D	MY46151258	Oct/03/2022	Oct/02/2023
Agilent	Dual-directional coupler	778D	MY46151242	Aug/30/2022	Aug/29/2023
EMCI	Amplifier	ZHL-42	980189	Calibration not required	Calibration not required
EMCI	Amplifier	ZVE-8G	980190	Calibration not required	Calibration not required
R&S	Power Sensor	NRP18S	101973	Jan/22/2022	Jan/21/2023
R&S	Power Meter	NRX	102191	Jan/22/2022	Jan/21/2023
R&S	Power Sensor	NRP18S	101358	Jan/22/2022	Jan/21/2023
SPEAG	Software	DASY 8 V16.0.2.83	N/A	Calibration not required	Calibration not required
SPEAG	Phantom	ELI	N/A	Calibration not required	Calibration not required
Anritsu	Radio Communication Test	MT8820C	6201061014	Aug/19/2022	Aug/18/2023
LKM	Digital thermometer	DTM3000	EC14010603	Sep/27/2022	Sep/26/2023
TECPEL	Digital thermometer	DTM-303A	TP130077	Sep/29/2022	Sep/28/2023

Unless otherwise stated the results shown in this test report refer only to the sample(s) tested and such sample(s) are retained for 90 days only.

除非另有說明，此報告結果僅對測試之樣品負責，同時此樣品僅保留90天。本報告未經本公司書面許可，不可部份複製。

This document is issued by the Company subject to its General Conditions of Service printed overleaf, available on request or accessible at <http://www.sgs.com.tw/Terms-and-Conditions> and for electronic format documents, subject to Terms and Conditions for Electronic Documents at <http://www.sgs.com.tw/Terms-and-Conditions>. Attention is drawn to the limitation of liability, indemnification and jurisdiction issues defined therein. Any holder of this document is advised that information contained hereon reflects the Company's findings at the time of its intervention only and within the limits of Client's instructions, if any. The Company's sole responsibility is to its Client and this document does not exonerate parties to a transaction from exercising all their rights and obligations under the transaction documents. This document cannot be reproduced except in full, without prior written approval of the Company. Any unauthorized alteration, forgery or falsification of the content or appearance of this document is unlawful and offenders may be prosecuted to the fullest extent of the law.

SGS Taiwan Ltd.

No.134,Wu Kung Road, New Taipei Industrial Park, Wuku District, New Taipei City, Taiwan/新北市五股區新北產業園區五工路 134 號

台灣檢驗科技股份有限公司

t (886-2) 2299-3279

f (886-2) 2298-0488

[www.sgs.com.tw](http://www.sgs.com.tw)

Member of SGS Group



## 9 UNCERTAINTY BUDGET

Measurement Uncertainty evaluation template for DUT SAR test (0.3-3G)

A	c	D	e		f	g	h=c * f / e	i=c * g / e	k
Source of Uncertainty	Tolerance/ Uncertainty	Probability Distributio	Div	Div Value	ci (1g)	ci (10g)	Standard uncertainty	Standard uncertainty	vi, or Veff
<b>Measurement system</b>									
Probe calibration	6.00%	N	1	1	1	1	6.00%	6.00%	∞
<i>Isotropy , Axial</i>	3.50%	R	$\sqrt{3}$	1.732	1	1	2.02%	2.02%	∞
<i>Isotropy, Hemispherical</i>	9.60%	R	$\sqrt{3}$	1.732	1	1	5.54%	5.54%	∞
Modulation Response	2.40%	R	$\sqrt{3}$	1.732	1	1	1.40%	1.40%	∞
Boundary Effect	1.00%	R	$\sqrt{3}$	1.732	1	1	0.58%	0.58%	∞
Linearity	4.70%	R	$\sqrt{3}$	1.732	1	1	2.71%	2.71%	∞
Detection Limits	1.00%	R	$\sqrt{3}$	1.732	1	1	0.58%	0.58%	∞
Readout Electronics	0.30%	N	1	1	1	1	0.30%	0.30%	∞
Response time	0.80%	R	$\sqrt{3}$	1.732	1	1	0.46%	0.46%	∞
Integration Time	2.60%	R	$\sqrt{3}$	1.732	1	1	1.50%	1.50%	∞
<b>Measurement drift (class A evaluation)</b>	1.75%	R	$\sqrt{3}$	1.732	1	1	1.01%	1.01%	∞
RF ambient condition - noise	3.00%	R	$\sqrt{3}$	1.732	1	1	1.73%	1.73%	∞
RF ambient conditions - reflections	3.00%	R	$\sqrt{3}$	1.732	1	1	1.73%	1.73%	∞
Probe positioner Mechanical restrictions	0.40%	R	$\sqrt{3}$	1.732	1	1	0.23%	0.23%	∞
Probe Positioning with respect to phantom shell	2.90%	R	$\sqrt{3}$	1.732	1	1	1.67%	1.67%	∞
Post-processing	1.00%	R	$\sqrt{3}$	1.732	1	1	0.58%	0.58%	∞
Max SAR Eval	1.00%	R	$\sqrt{3}$	1.732	1	1	0.58%	0.58%	∞
<b>Test Sample related</b>									
Test sample positioning	2.90%	N	1	1	1	1	2.90%	2.90%	M-1
Device Holder Uncertainty	3.60%	N	1	1	1	1	3.60%	3.60%	M-1
Drift of output power	5.00%	R	$\sqrt{3}$	1.732	1	1	2.89%	2.89%	∞
<b>Phantom and Setup</b>									
Phantom Uncertainty	4.00%	R	$\sqrt{3}$	1.732	1	1	2.31%	2.31%	∞
Liquid permittivity (mea.)	2.35%	N	1	1	0.64	0.43	1.50%	1.01%	M
Liquid Conductivity (mea.)	4.17%	N	1	1	0.6	0.49	2.50%	2.04%	M
Combined standard uncertainty		RSS					11.78%	11.63%	
Expant uncertainty (95% confidence interval), K=2							23.57%	23.27%	

Unless otherwise stated the results shown in this test report refer only to the sample(s) tested and such sample(s) are retained for 90 days only.

除非另有說明，此報告結果僅對測試之樣品負責，同時此樣品僅保留90天。本報告未經本公司書面許可，不可部份複製。

This document is issued by the Company subject to its General Conditions of Service printed overleaf, available on request or accessible at <http://www.sgs.com.tw/Terms-and-Conditions> and for electronic format documents, subject to Terms and Conditions for Electronic Documents at <http://www.sgs.com.tw/Terms-and-Conditions>. Attention is drawn to the limitation of liability, indemnification and jurisdiction issues defined therein. Any holder of this document is advised that information contained hereon reflects the Company's findings at the time of its intervention only and within the limits of Client's instructions, if any. The Company's sole responsibility is to its Client and this document does not exonerate parties to a transaction from exercising all their rights and obligations under the transaction documents. This document cannot be reproduced except in full, without prior written approval of the Company. Any unauthorized alteration, forgery or falsification of the content or appearance of this document is unlawful and offenders may be prosecuted to the fullest extent of the law.

## 10 SAR MEASUREMENT RESULTS

ID: 001

Report No. : TESA2212000576E5

Measurement Report\_GPRS 850\_Body\_Top Edge\_CH 190\_0mm

Ambient temperature: 22.4°C; Liquid temperature: 21.6°C

### Exposure Conditions

Phantom Section, TSL	Position, Test Distance [mm]	Frequency [MHz], Channel Number	Conversion Factor	TSL Conductivity [S/m]	TSL Permittivity
Flat, HSL	Top Edge, 0.00	836.6, 190	10.37	0.935	42.467

### Hardware Setup

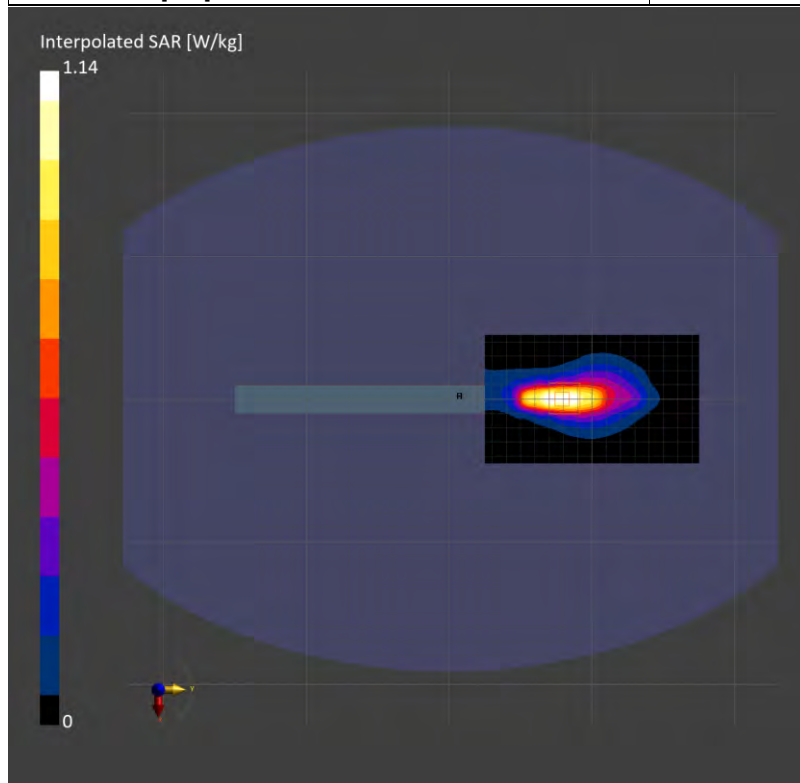
Phantom	Probe, Calibration Date	DAE, Calibration Date
ELI	EX3DV4 - SN7686, 2022-09-27	DAE4 Sn547, 2022-03-23

### Scans Setup

	Area Scan	Zoom Scan
Grid Extents [mm]	90.0 x 150.0	32.0 x 32.0 x 30.0
Grid Steps [mm]	15.0 x 15.0	8.0 x 8.0 x 5.0
Sensor Surface [mm]	3.0	1.4

### Measurement Results

	Area Scan	Zoom Scan
Date	2023-1-11	2023-1-11
psSAR1g [W/kg]	0.941	0.962
psSAR8g [W/kg]	0.591	0.510
psSAR10g [W/kg]	0.548	0.471
Power Drift [dB]	0.04	-0.02
M2/M1 [%]		53.7
Dist 3dB Peak [mm]		6.5



Unless otherwise stated the results shown in this test report refer only to the sample(s) tested and such sample(s) are retained for 90 days only.  
除非另有說明，此報告結果僅對測試之樣品負責，同時此樣品僅保留90天。本報告未經本公司書面許可，不可部份複製。

This document is issued by the Company subject to its General Conditions of Service printed overleaf, available on request or accessible at <http://www.sgs.com.tw/Terms-and-Conditions> and for electronic format documents, subject to Terms and Conditions for Electronic Documents at <http://www.sgs.com.tw/Terms-and-Conditions>. Attention is drawn to the limitation of liability, indemnification and jurisdiction issues defined therein. Any holder of this document is advised that information contained hereon reflects the Company's findings at the time of its intervention only and within the limits of Client's instructions, if any. The Company's sole responsibility is to its Client and this document does not exonerate parties to a transaction from exercising all their rights and obligations under the transaction documents. This document cannot be reproduced except in full, without prior written approval of the Company. Any unauthorized alteration, forgery or falsification of the content or appearance of this document is unlawful and offenders may be prosecuted to the fullest extent of the law.

ID: 002

Report No. : TESA2212000576E5

Measurement Report\_GPRS 1900\_Body\_Top Edge\_CH 810\_0mm

Ambient temperature: 22.2°C; Liquid temperature: 21.3°C

**Exposure Conditions**

Phantom Section, TSL	Position, Test Distance [mm]	Frequency [MHz], Channel Number	Conversion Factor	TSL Conductivity [S/m]	TSL Permittivity
Flat, HSL	Top Edge, 0.00	1909.8, 810	8.8	1.458	40.92

**Hardware Setup**

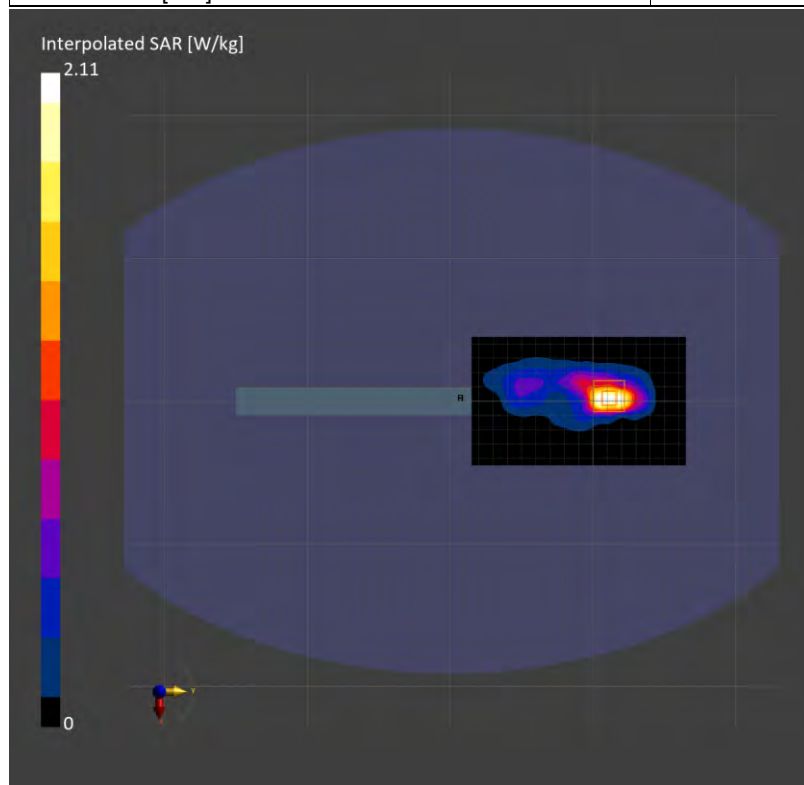
Phantom	Probe, Calibration Date	DAE, Calibration Date
ELI	EX3DV4 - SN7686, 2022-09-27	DAE4 Sn547, 2022-03-23

**Scans Setup**

	Area Scan	Zoom Scan
Grid Extents [mm]	90.0 x 150.0	32.0 x 32.0 x 30.0
Grid Steps [mm]	15.0 x 15.0	8.0 x 8.0 x 5.0
Sensor Surface [mm]	3.0	1.4

**Measurement Results**

	Area Scan	Zoom Scan
Date	2023-1-12	2023-1-12
psSAR1g [W/kg]	0.838	0.992
psSAR8g [W/kg]	0.461	0.490
psSAR10g [W/kg]	0.420	0.444
Power Drift [dB]	0.00	0.02
M2/M1 [%]		44.2
Dist 3dB Peak [mm]		4.9



Unless otherwise stated the results shown in this test report refer only to the sample(s) tested and such sample(s) are retained for 90 days only.

除非另有說明，此報告結果僅對測試之樣品負責，同時此樣品僅保留90天。本報告未經本公司書面許可，不可部份複製。

This document is issued by the Company subject to its General Conditions of Service printed overleaf, available on request or accessible at <http://www.sgs.com.tw/Terms-and-Conditions> and for electronic format documents, subject to Terms and Conditions for Electronic Documents at <http://www.sgs.com.tw/Terms-and-Conditions>. Attention is drawn to the limitation of liability, indemnification and jurisdiction issues defined therein. Any holder of this document is advised that information contained hereon reflects the Company's findings at the time of its intervention only and within the limits of Client's instructions, if any. The Company's sole responsibility is to its Client and this document does not exonerate parties to a transaction from exercising all their rights and obligations under the transaction documents. This document cannot be reproduced except in full, without prior written approval of the Company. Any unauthorized alteration, forgery or falsification of the content or appearance of this document is unlawful and offenders may be prosecuted to the fullest extent of the law.

SGS Taiwan Ltd.

No.134,Wu Kung Road, New Taipei Industrial Park, Wuku District, New Taipei City, Taiwan/新北市五股區新北產業園區五工路 134 號

台灣檢驗科技股份有限公司

t (886-2) 2299-3279

f (886-2) 2298-0488

www.sgs.com.tw

Member of SGS Group

ID: 003

Report No. : TESA2212000576E5

Measurement Report\_LTE Band 2 (5MHz)\_Body\_Top Edge\_CH 18625\_1-0\_QPSK\_0mm

Ambient temperature: 22.2°C; Liquid temperature: 21.3°C

**Exposure Conditions**

Phantom Section, TSL	Position, Test Distance [mm]	Frequency [MHz], Channel Number	Conversion Factor	TSL Conductivity [S/m]	TSL Permittivity
Flat, HSL	Top Edge, 0.00	1852.5, 18625	8.8	1.456	40.92

**Hardware Setup**

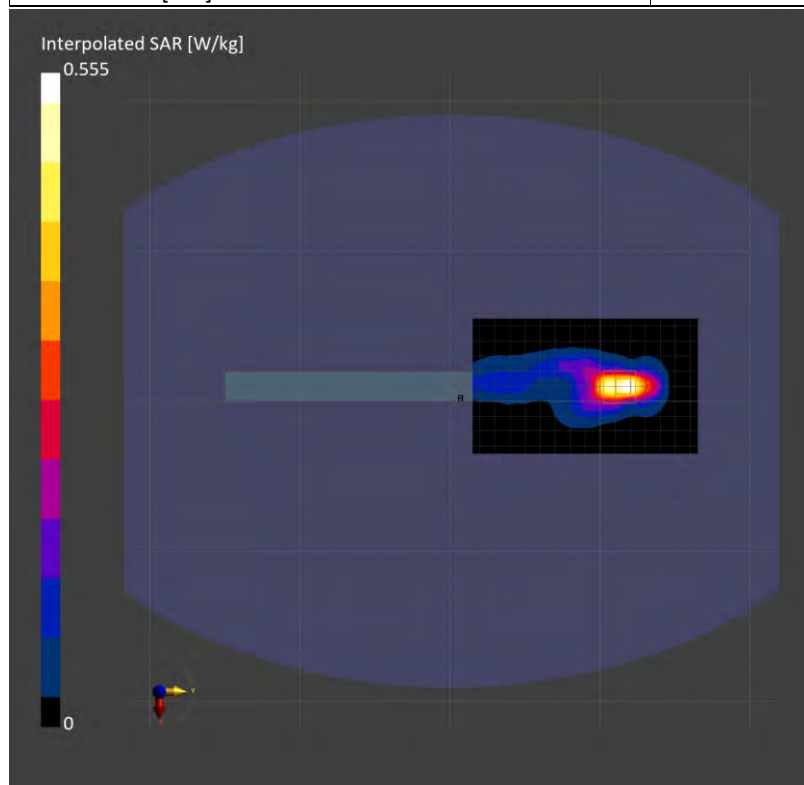
Phantom	Probe, Calibration Date	DAE, Calibration Date
ELI	EX3DV4 - SN7686, 2022-09-27	DAE4 Sn547, 2022-03-23

**Scans Setup**

	Area Scan	Zoom Scan
Grid Extents [mm]	90.0 x 150.0	32.0 x 32.0 x 30.0
Grid Steps [mm]	15.0 x 15.0	8.0 x 8.0 x 5.0
Sensor Surface [mm]	3.0	1.4

**Measurement Results**

	Area Scan	Zoom Scan
Date	2023-1-12	2023-1-12
psSAR1g [W/kg]	0.425	0.481
psSAR8g [W/kg]	0.234	0.257
psSAR10g [W/kg]	0.213	0.234
Power Drift [dB]	-0.01	-0.03
M2/M1 [%]		56.2
Dist 3dB Peak [mm]		8.0



Unless otherwise stated the results shown in this test report refer only to the sample(s) tested and such sample(s) are retained for 90 days only.

除非另有說明，此報告結果僅對測試之樣品負責，同時此樣品僅保留90天。本報告未經本公司書面許可，不可部份複製。

This document is issued by the Company subject to its General Conditions of Service printed overleaf, available on request or accessible at <http://www.sgs.com.tw/Terms-and-Conditions> and for electronic format documents, subject to Terms and Conditions for Electronic Documents at <http://www.sgs.com.tw/Terms-and-Conditions>. Attention is drawn to the limitation of liability, indemnification and jurisdiction issues defined therein. Any holder of this document is advised that information contained hereon reflects the Company's findings at the time of its intervention only and within the limits of Client's instructions, if any. The Company's sole responsibility is to its Client and this document does not exonerate parties to a transaction from exercising all their rights and obligations under the transaction documents. This document cannot be reproduced except in full, without prior written approval of the Company. Any unauthorized alteration, forgery or falsification of the content or appearance of this document is unlawful and offenders may be prosecuted to the fullest extent of the law.

SGS Taiwan Ltd.

No.134,Wu Kung Road, New Taipei Industrial Park, Wuku District, New Taipei City, Taiwan/新北市五股區新北產業園區五工路 134 號

台灣檢驗科技股份有限公司

t (886-2) 2299-3279

f (886-2) 2298-0488

www.sgs.com.tw

Member of SGS Group

ID: 004

Report No. : TESA2212000576E5

Measurement Report\_LTE Band 4 (5MHz)\_Body\_Top Edge\_CH 19975\_1-0\_QPSK\_0mm

Ambient temperature: 22.2°C; Liquid temperature: 21.3°C

**Exposure Conditions**

Phantom Section, TSL	Position, Test Distance [mm]	Frequency [MHz], Channel Number	Conversion Factor	TSL Conductivity [S/m]	TSL Permittivity
Flat, HSL	Top Edge, 0.00	1712.5, 19975	9.19	1.399	41.057

**Hardware Setup**

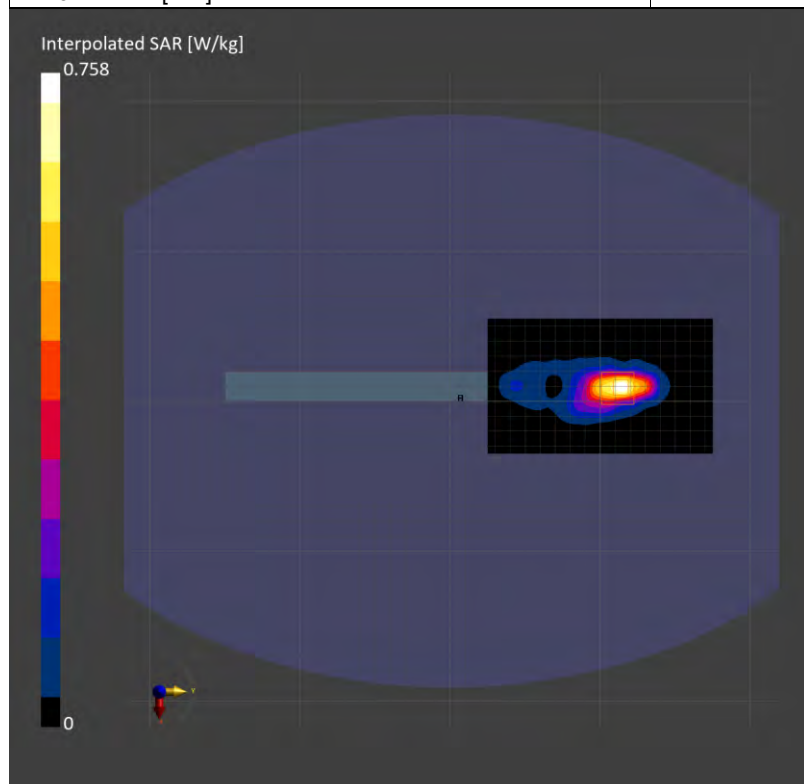
Phantom	Probe, Calibration Date	DAE, Calibration Date
ELI	EX3DV4 - SN7686, 2022-09-27	DAE4 Sn547, 2022-03-23

**Scans Setup**

	Area Scan	Zoom Scan
Grid Extents [mm]	90.0 x 150.0	32.0 x 32.0 x 30.0
Grid Steps [mm]	15.0 x 15.0	8.0 x 8.0 x 5.0
Sensor Surface [mm]	3.0	1.4

**Measurement Results**

	Area Scan	Zoom Scan
Date	2023-1-12	2023-1-12
psSAR1g [W/kg]	0.582	0.636
psSAR8g [W/kg]	0.319	0.351
psSAR10g [W/kg]	0.290	0.321
Power Drift [dB]	-0.02	-0.01
M2/M1 [%]		57.2
Dist 3dB Peak [mm]		12.4



Unless otherwise stated the results shown in this test report refer only to the sample(s) tested and such sample(s) are retained for 90 days only.

除非另有說明，此報告結果僅對測試之樣品負責，同時此樣品僅保留90天。本報告未經本公司書面許可，不可部份複製。

This document is issued by the Company subject to its General Conditions of Service printed overleaf, available on request or accessible at <http://www.sgs.com.tw/Terms-and-Conditions> and for electronic format documents, subject to Terms and Conditions for Electronic Documents at <http://www.sgs.com.tw/Terms-and-Conditions>. Attention is drawn to the limitation of liability, indemnification and jurisdiction issues defined therein. Any holder of this document is advised that information contained hereon reflects the Company's findings at the time of its intervention only and within the limits of Client's instructions, if any. The Company's sole responsibility is to its Client and this document does not exonerate parties to a transaction from exercising all their rights and obligations under the transaction documents. This document cannot be reproduced except in full, without prior written approval of the Company. Any unauthorized alteration, forgery or falsification of the content or appearance of this document is unlawful and offenders may be prosecuted to the fullest extent of the law.

SGS Taiwan Ltd.

No.134,Wu Kung Road, New Taipei Industrial Park, Wuku District, New Taipei City, Taiwan/新北市五股區新北產業園區五工路 134 號

台灣檢驗科技股份有限公司

t (886-2) 2299-3279

f (886-2) 2298-0488

[www.sgs.com.tw](http://www.sgs.com.tw)

Member of SGS Group

ID: 005

Report No. : TESA2212000576E5

Measurement Report\_LTE Band 5 (5MHz)\_Body\_Top Edge\_CH 20425\_1-0\_QPSK\_0mm

Ambient temperature: 22.4°C; Liquid temperature: 21.6°C

**Exposure Conditions**

Phantom Section, TSL	Position, Test Distance [mm]	Frequency [MHz], Channel Number	Conversion Factor	TSL Conductivity [S/m]	TSL Permittivity
Flat, HSL	Top Edge, 0.00	826.5, 20425	10.37	0.931	42.504

**Hardware Setup**

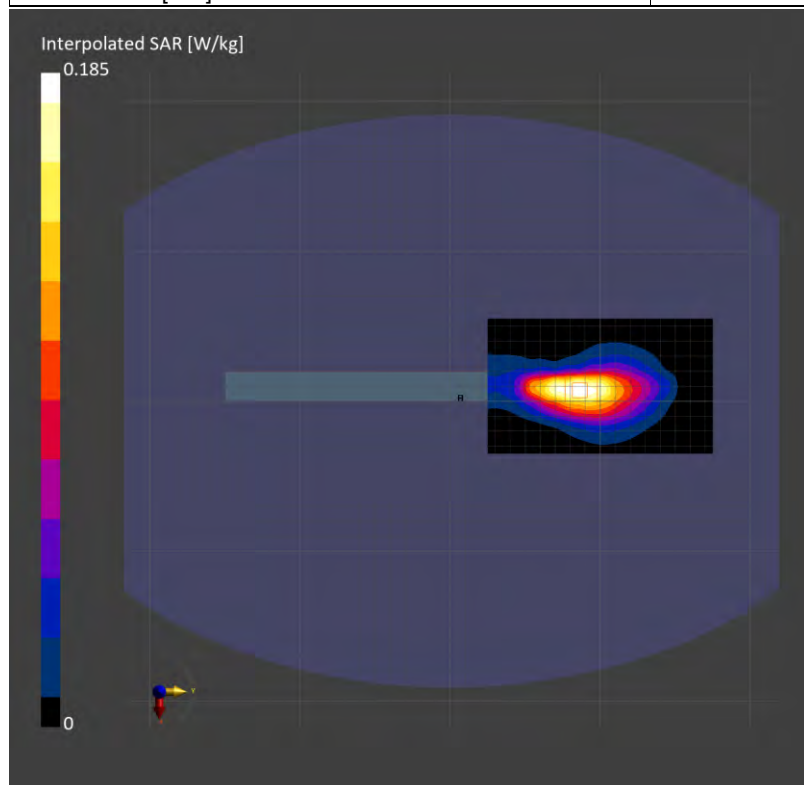
Phantom	Probe, Calibration Date	DAE, Calibration Date
ELI	EX3DV4 - SN7686, 2022-09-27	DAE4 Sn547, 2022-03-23

**Scans Setup**

	Area Scan	Zoom Scan
Grid Extents [mm]	90.0 x 150.0	32.0 x 32.0 x 30.0
Grid Steps [mm]	15.0 x 15.0	8.0 x 8.0 x 5.0
Sensor Surface [mm]	3.0	1.4

**Measurement Results**

	Area Scan	Zoom Scan
Date	2023-1-11	2023-1-11
psSAR1g [W/kg]	0.158	0.190
psSAR8g [W/kg]	0.105	0.105
psSAR10g [W/kg]	0.098	0.097
Power Drift [dB]	0.05	-0.01
M2/M1 [%]		57.9
Dist 3dB Peak [mm]		11.4



Unless otherwise stated the results shown in this test report refer only to the sample(s) tested and such sample(s) are retained for 90 days only.

除非另有說明，此報告結果僅對測試之樣品負責，同時此樣品僅保留90天。本報告未經本公司書面許可，不可部份複製。

This document is issued by the Company subject to its General Conditions of Service printed overleaf, available on request or accessible at <http://www.sgs.com.tw/Terms-and-Conditions> and for electronic format documents, subject to Terms and Conditions for Electronic Documents at <http://www.sgs.com.tw/Terms-and-Conditions>. Attention is drawn to the limitation of liability, indemnification and jurisdiction issues defined therein. Any holder of this document is advised that information contained hereon reflects the Company's findings at the time of its intervention only and within the limits of Client's instructions, if any. The Company's sole responsibility is to its Client and this document does not exonerate parties to a transaction from exercising all their rights and obligations under the transaction documents. This document cannot be reproduced except in full, without prior written approval of the Company. Any unauthorized alteration, forgery or falsification of the content or appearance of this document is unlawful and offenders may be prosecuted to the fullest extent of the law.

SGS Taiwan Ltd.

No.134,Wu Kung Road, New Taipei Industrial Park, Wuku District, New Taipei City, Taiwan/新北市五股區新北產業園區五工路 134 號

台灣檢驗科技股份有限公司

t (886-2) 2299-3279

f (886-2) 2298-0488

www.sgs.com.tw

Member of SGS Group



ID: 006

Report No. : TESA2212000576E5

Measurement Report\_LTE Band 12 (5MHz)\_Body\_Top Edge\_CH 23155\_1-0\_QPSK\_0mm

Ambient temperature: 22.3°C; Liquid temperature: 21.7°C

**Exposure Conditions**

Phantom Section, TSL	Position, Test Distance [mm]	Frequency [MHz], Channel Number	Conversion Factor	TSL Conductivity [S/m]	TSL Permittivity
Flat, HSL	Top Edge, 0.00	713.5, 23155	10.65	0.911	43.049

**Hardware Setup**

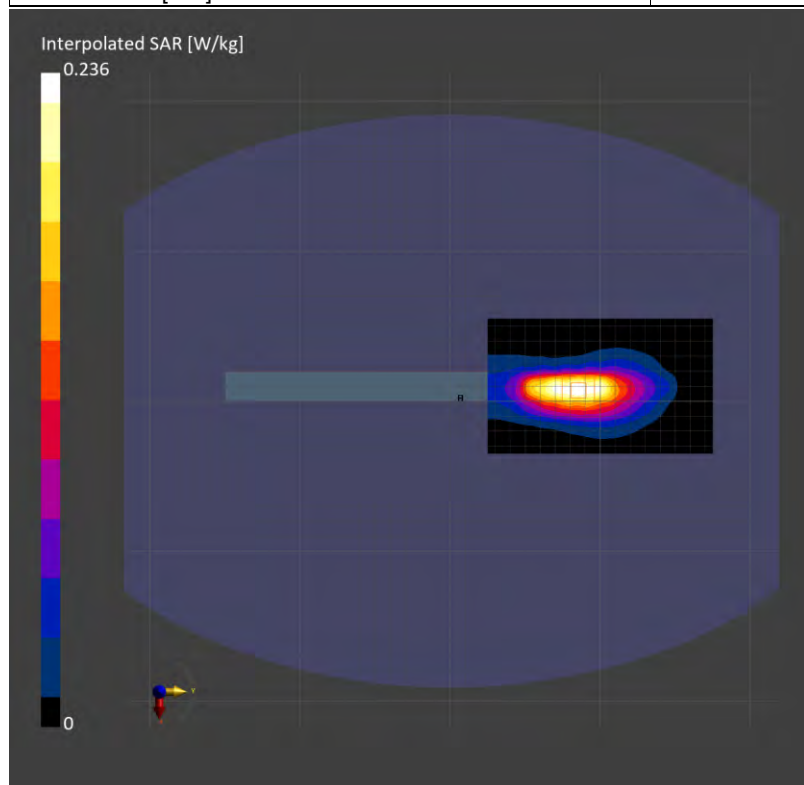
Phantom	Probe, Calibration Date	DAE, Calibration Date
ELI	EX3DV4 - SN7686, 2022-09-27	DAE4 Sn547, 2022-03-23

**Scans Setup**

	Area Scan	Zoom Scan
Grid Extents [mm]	90.0 x 150.0	32.0 x 32.0 x 30.0
Grid Steps [mm]	15.0 x 15.0	8.0 x 8.0 x 5.0
Sensor Surface [mm]	3.0	1.4

**Measurement Results**

	Area Scan	Zoom Scan
Date	2023-1-10	2023-1-10
psSAR1g [W/kg]	0.201	0.233
psSAR8g [W/kg]	0.134	0.134
psSAR10g [W/kg]	0.125	0.124
Power Drift [dB]	-0.03	-0.05
M2/M1 [%]		55.0
Dist 3dB Peak [mm]		8.0



Unless otherwise stated the results shown in this test report refer only to the sample(s) tested and such sample(s) are retained for 90 days only.

除非另有說明，此報告結果僅對測試之樣品負責，同時此樣品僅保留90天。本報告未經本公司書面許可，不可部份複製。

This document is issued by the Company subject to its General Conditions of Service printed overleaf, available on request or accessible at <http://www.sgs.com.tw/Terms-and-Conditions> and for electronic format documents, subject to Terms and Conditions for Electronic Documents at <http://www.sgs.com.tw/Terms-and-Conditions>. Attention is drawn to the limitation of liability, indemnification and jurisdiction issues defined therein. Any holder of this document is advised that information contained hereon reflects the Company's findings at the time of its intervention only and within the limits of Client's instructions, if any. The Company's sole responsibility is to its Client and this document does not exonerate parties to a transaction from exercising all their rights and obligations under the transaction documents. This document cannot be reproduced except in full, without prior written approval of the Company. Any unauthorized alteration, forgery or falsification of the content or appearance of this document is unlawful and offenders may be prosecuted to the fullest extent of the law.

SGS Taiwan Ltd.

No.134,Wu Kung Road, New Taipei Industrial Park, Wuku District, New Taipei City, Taiwan/新北市五股區新北產業園區五工路 134 號

台灣檢驗科技股份有限公司

t (886-2) 2299-3279

f (886-2) 2298-0488

www.sgs.com.tw

Member of SGS Group



ID: 007

Report No. : TESA2212000576E5

Measurement Report\_LTE Band 13 (5MHz)\_Body\_Top Edge\_CH 23205\_1-0\_QPSK\_0mm

Ambient temperature: 22.3°C; Liquid temperature: 21.7°C

**Exposure Conditions**

Phantom Section, TSL	Position, Test Distance [mm]	Frequency [MHz], Channel Number	Conversion Factor	TSL Conductivity [S/m]	TSL Permittivity
Flat, HSL	Top Edge, 0.00	779.5, 23205	10.65	0.918	43.706

**Hardware Setup**

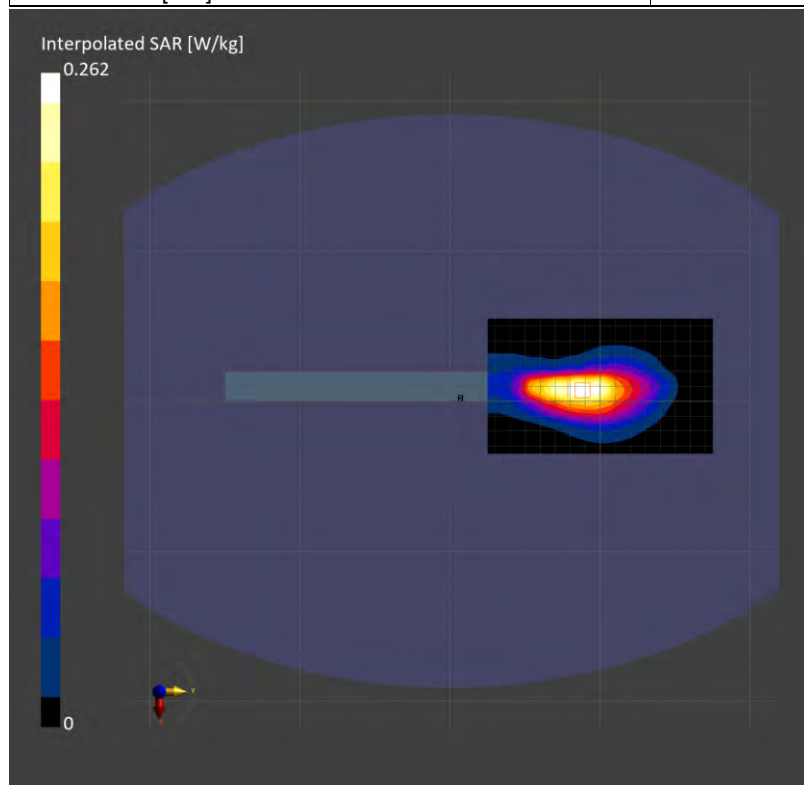
Phantom	Probe, Calibration Date	DAE, Calibration Date
ELI	EX3DV4 - SN7686, 2022-09-27	DAE4 Sn547, 2022-03-23

**Scans Setup**

	Area Scan	Zoom Scan
Grid Extents [mm]	90.0 x 150.0	32.0 x 32.0 x 30.0
Grid Steps [mm]	15.0 x 15.0	8.0 x 8.0 x 5.0
Sensor Surface [mm]	3.0	1.4

**Measurement Results**

	Area Scan	Zoom Scan
Date	2023-1-10	2023-1-10
psSAR1g [W/kg]	0.225	0.270
psSAR8g [W/kg]	0.150	0.152
psSAR10g [W/kg]	0.141	0.141
Power Drift [dB]	-0.04	-0.02
M2/M1 [%]		58.6
Dist 3dB Peak [mm]		12.1



Unless otherwise stated the results shown in this test report refer only to the sample(s) tested and such sample(s) are retained for 90 days only.

除非另有說明，此報告結果僅對測試之樣品負責，同時此樣品僅保留90天。本報告未經本公司書面許可，不可部份複製。

This document is issued by the Company subject to its General Conditions of Service printed overleaf, available on request or accessible at <http://www.sgs.com.tw/Terms-and-Conditions> and for electronic format documents, subject to Terms and Conditions for Electronic Documents at <http://www.sgs.com.tw/Terms-and-Conditions>. Attention is drawn to the limitation of liability, indemnification and jurisdiction issues defined therein. Any holder of this document is advised that information contained hereon reflects the Company's findings at the time of its intervention only and within the limits of Client's instructions, if any. The Company's sole responsibility is to its Client and this document does not exonerate parties to a transaction from exercising all their rights and obligations under the transaction documents. This document cannot be reproduced except in full, without prior written approval of the Company. Any unauthorized alteration, forgery or falsification of the content or appearance of this document is unlawful and offenders may be prosecuted to the fullest extent of the law.

SGS Taiwan Ltd.

No.134,Wu Kung Road, New Taipei Industrial Park, Wuku District, New Taipei City, Taiwan/新北市五股區新北產業園區五工路 134 號

台灣檢驗科技股份有限公司

t (886-2) 2299-3279

f (886-2) 2298-0488

www.sgs.com.tw

Member of SGS Group

ID: 008

Report No. : TESA2212000576E5

Measurement Report\_LTE Band 14 (5MHz)\_Body\_Top Edge\_CH 23305\_1-0\_QPSK\_0mm

Ambient temperature: 22.3°C; Liquid temperature: 21.7°C

**Exposure Conditions**

Phantom Section, TSL	Position, Test Distance [mm]	Frequency [MHz], Channel Number	Conversion Factor	TSL Conductivity [S/m]	TSL Permittivity
Flat, HSL	Top Edge, 0.00	790.5, 23305	8.8	0.919	42.649

**Hardware Setup**

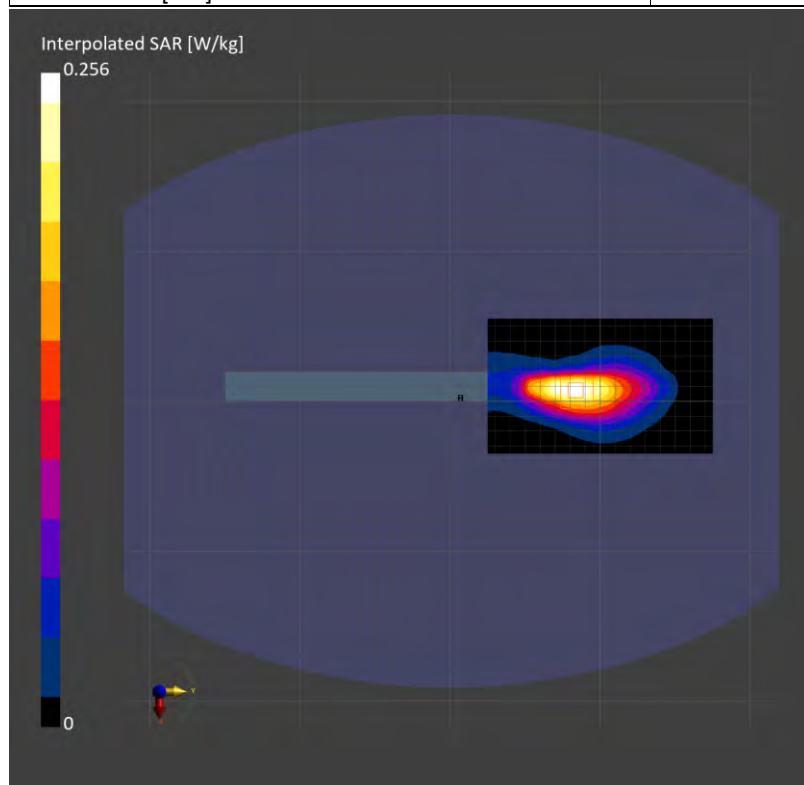
Phantom	Probe, Calibration Date	DAE, Calibration Date
ELI	EX3DV4 - SN7686, 2022-09-27	DAE4 Sn547, 2022-03-23

**Scans Setup**

	Area Scan	Zoom Scan
Grid Extents [mm]	90.0 x 150.0	32.0 x 32.0 x 30.0
Grid Steps [mm]	15.0 x 15.0	8.0 x 8.0 x 5.0
Sensor Surface [mm]	3.0	1.4

**Measurement Results**

	Area Scan	Zoom Scan
Date	2023-1-10	2023-1-10
psSAR1g [W/kg]	0.218	0.256
psSAR8g [W/kg]	0.144	0.143
psSAR10g [W/kg]	0.135	0.132
Power Drift [dB]	-0.03	-0.01
M2/M1 [%]		59.4
Dist 3dB Peak [mm]		8.1



Unless otherwise stated the results shown in this test report refer only to the sample(s) tested and such sample(s) are retained for 90 days only.

除非另有說明，此報告結果僅對測試之樣品負責，同時此樣品僅保留90天。本報告未經本公司書面許可，不可部份複製。

This document is issued by the Company subject to its General Conditions of Service printed overleaf, available on request or accessible at <http://www.sgs.com.tw/Terms-and-Conditions> and for electronic format documents, subject to Terms and Conditions for Electronic Documents at <http://www.sgs.com.tw/Terms-and-Conditions>. Attention is drawn to the limitation of liability, indemnification and jurisdiction issues defined therein. Any holder of this document is advised that information contained hereon reflects the Company's findings at the time of its intervention only and within the limits of Client's instructions, if any. The Company's sole responsibility is to its Client and this document does not exonerate parties to a transaction from exercising all their rights and obligations under the transaction documents. This document cannot be reproduced except in full, without prior written approval of the Company. Any unauthorized alteration, forgery or falsification of the content or appearance of this document is unlawful and offenders may be prosecuted to the fullest extent of the law.

SGS Taiwan Ltd.

No.134,Wu Kung Road, New Taipei Industrial Park, Wuku District, New Taipei City, Taiwan/新北市五股區新北產業園區五工路 134 號

台灣檢驗科技股份有限公司

t (886-2) 2299-3279

f (886-2) 2298-0488

www.sgs.com.tw

Member of SGS Group

ID: 009

Report No. : TESA2212000576E5

Measurement Report\_LTE Band 25 (5MHz)\_Body\_Top Edge\_CH 26065\_1-0\_QPSK\_0mm

Ambient temperature: 22.2°C; Liquid temperature: 21.3°C

**Exposure Conditions**

Phantom Section, TSL	Position, Test Distance [mm]	Frequency [MHz], Channel Number	Conversion Factor	TSL Conductivity [S/m]	TSL Permittivity
Flat, HSL	Top Edge, 0.00	1852.5, 26065	8.8	1.457	40.92

**Hardware Setup**

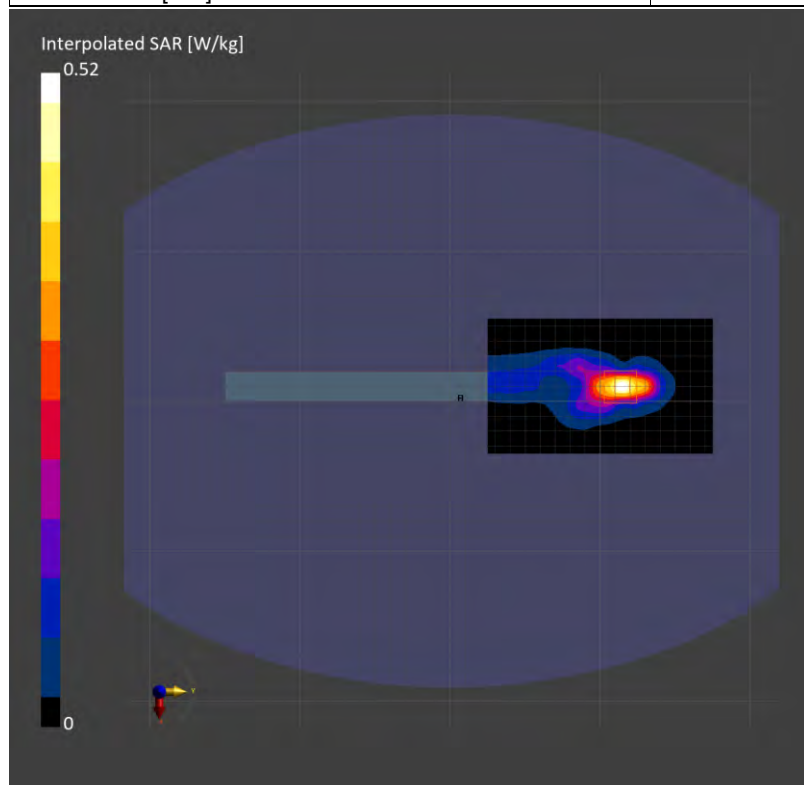
Phantom	Probe, Calibration Date	DAE, Calibration Date
ELI	EX3DV4 - SN7686, 2022-09-27	DAE4 Sn547, 2022-03-23

**Scans Setup**

	Area Scan	Zoom Scan
Grid Extents [mm]	90.0 x 150.0	32.0 x 32.0 x 30.0
Grid Steps [mm]	15.0 x 15.0	8.0 x 8.0 x 5.0
Sensor Surface [mm]	3.0	1.4

**Measurement Results**

	Area Scan	Zoom Scan
Date	2023-1-12	2023-1-12
psSAR1g [W/kg]	0.386	0.471
psSAR8g [W/kg]	0.206	0.254
psSAR10g [W/kg]	0.187	0.231
Power Drift [dB]	-0.01	-0.09
M2/M1 [%]		57.8
Dist 3dB Peak [mm]		8.0



Unless otherwise stated the results shown in this test report refer only to the sample(s) tested and such sample(s) are retained for 90 days only.

除非另有說明，此報告結果僅對測試之樣品負責，同時此樣品僅保留90天。本報告未經本公司書面許可，不可部份複製。

This document is issued by the Company subject to its General Conditions of Service printed overleaf, available on request or accessible at <http://www.sgs.com.tw/Terms-and-Conditions> and for electronic format documents, subject to Terms and Conditions for Electronic Documents at <http://www.sgs.com.tw/Terms-and-Conditions>. Attention is drawn to the limitation of liability, indemnification and jurisdiction issues defined therein. Any holder of this document is advised that information contained hereon reflects the Company's findings at the time of its intervention only and within the limits of Client's instructions, if any. The Company's sole responsibility is to its Client and this document does not exonerate parties to a transaction from exercising all their rights and obligations under the transaction documents. This document cannot be reproduced except in full, without prior written approval of the Company. Any unauthorized alteration, forgery or falsification of the content or appearance of this document is unlawful and offenders may be prosecuted to the fullest extent of the law.

SGS Taiwan Ltd.

No.134,Wu Kung Road, New Taipei Industrial Park, Wuku District, New Taipei City, Taiwan/新北市五股區新北產業園區五工路 134 號

台灣檢驗科技股份有限公司

t (886-2) 2299-3279

f (886-2) 2298-0488

www.sgs.com.tw

Member of SGS Group

ID: 010

Report No. : TESA2212000576E5

Measurement Report\_LTE Band 26 (5MHz)\_Body\_Top Edge\_CH 26715\_1-0\_QPSK\_0mm

Ambient temperature: 22.4°C; Liquid temperature: 21.6°C

**Exposure Conditions**

Phantom Section, TSL	Position, Test Distance [mm]	Frequency [MHz], Channel Number	Conversion Factor	TSL Conductivity [S/m]	TSL Permittivity
Flat, HSL	Top Edge, 0.00	816.5, 26715	10.37	0.927	42.54

**Hardware Setup**

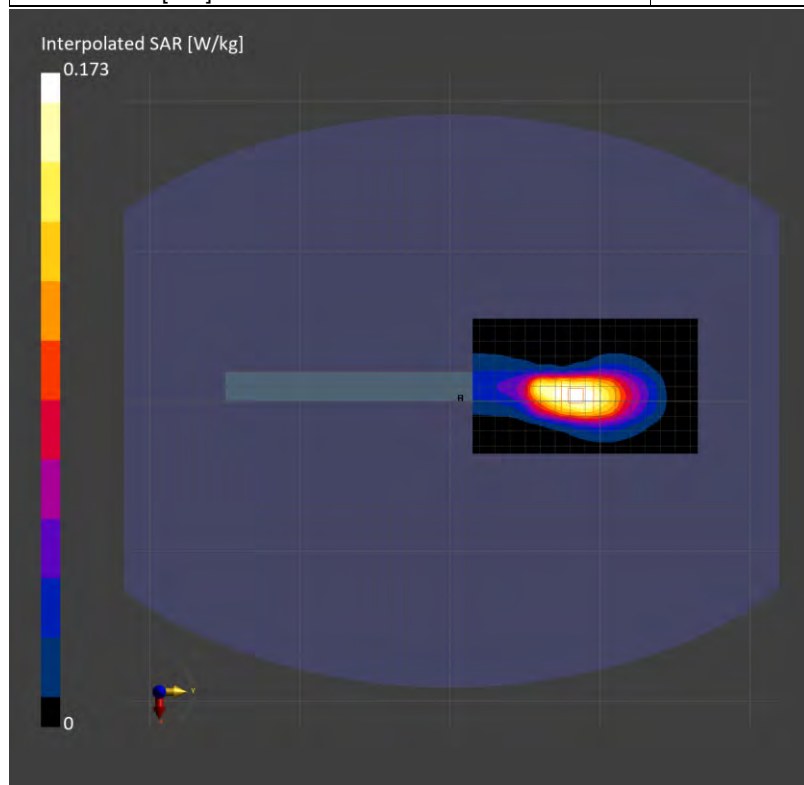
Phantom	Probe, Calibration Date	DAE, Calibration Date
ELI	EX3DV4 - SN7686, 2022-09-27	DAE4 Sn547, 2022-03-23

**Scans Setup**

	Area Scan	Zoom Scan
Grid Extents [mm]	90.0 x 150.0	32.0 x 32.0 x 30.0
Grid Steps [mm]	15.0 x 15.0	8.0 x 8.0 x 5.0
Sensor Surface [mm]	3.0	1.4

**Measurement Results**

	Area Scan	Zoom Scan
Date	2023-1-11	2023-1-11
psSAR1g [W/kg]	0.153	0.210
psSAR8g [W/kg]	0.105	0.113
psSAR10g [W/kg]	0.099	0.104
Power Drift [dB]	-0.01	0.02
M2/M1 [%]		51.0
Dist 3dB Peak [mm]		8.3



Unless otherwise stated the results shown in this test report refer only to the sample(s) tested and such sample(s) are retained for 90 days only.

除非另有說明，此報告結果僅對測試之樣品負責，同時此樣品僅保留90天。本報告未經本公司書面許可，不可部份複製。

This document is issued by the Company subject to its General Conditions of Service printed overleaf, available on request or accessible at <http://www.sgs.com.tw/Terms-and-Conditions> and for electronic format documents, subject to Terms and Conditions for Electronic Documents at <http://www.sgs.com.tw/Terms-and-Conditions>. Attention is drawn to the limitation of liability, indemnification and jurisdiction issues defined therein. Any holder of this document is advised that information contained hereon reflects the Company's findings at the time of its intervention only and within the limits of Client's instructions, if any. The Company's sole responsibility is to its Client and this document does not exonerate parties to a transaction from exercising all their rights and obligations under the transaction documents. This document cannot be reproduced except in full, without prior written approval of the Company. Any unauthorized alteration, forgery or falsification of the content or appearance of this document is unlawful and offenders may be prosecuted to the fullest extent of the law.

ID: 012

Report No. : TESA2212000576E5

Measurement Report\_LTE Band 66 (5MHz)\_Body\_Top Edge\_CH 131997\_1-0\_QPSK\_0mm

Ambient temperature: 22.2°C; Liquid temperature: 21.3°C

**Exposure Conditions**

Phantom Section, TSL	Position, Test Distance [mm]	Frequency [MHz], Channel Number	Conversion Factor	TSL Conductivity [S/m]	TSL Permittivity
Flat, HSL	Top Edge, 0.00	1712.5, 131997	9.19	1.399	41.057

**Hardware Setup**

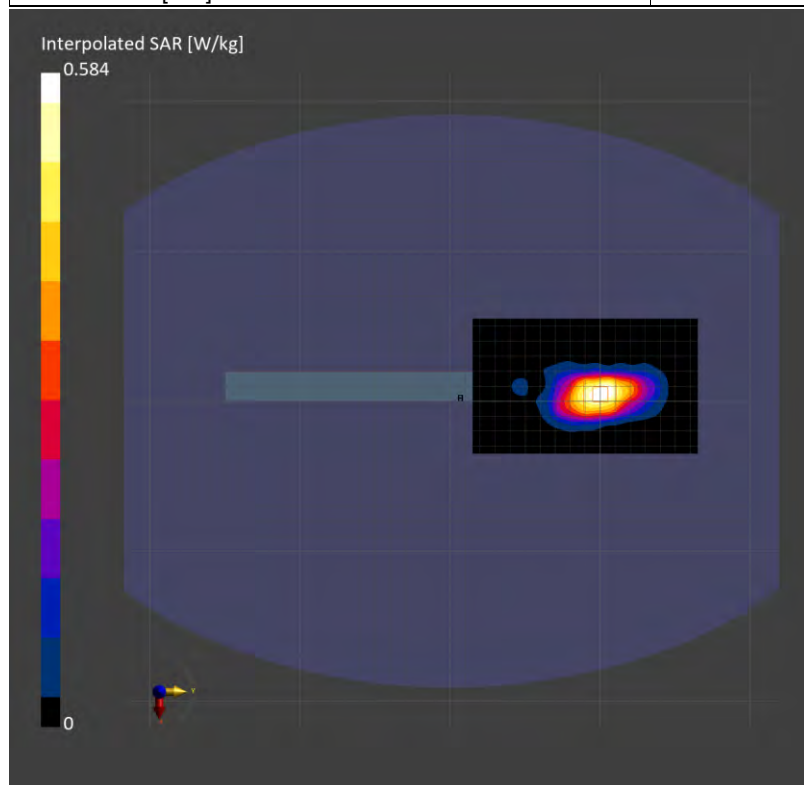
Phantom	Probe, Calibration Date	DAE, Calibration Date
ELI	EX3DV4 - SN7686, 2022-09-27	DAE4 Sn547, 2022-03-23

**Scans Setup**

	Area Scan	Zoom Scan
Grid Extents [mm]	90.0 x 150.0	32.0 x 32.0 x 30.0
Grid Steps [mm]	15.0 x 15.0	8.0 x 8.0 x 5.0
Sensor Surface [mm]	3.0	1.4

**Measurement Results**

	Area Scan	Zoom Scan
Date	2023-1-12	2023-1-12
psSAR1g [W/kg]	0.496	0.650
psSAR8g [W/kg]	0.303	0.363
psSAR10g [W/kg]	0.281	0.334
Power Drift [dB]	-0.03	0.05
M2/M1 [%]		50.4
Dist 3dB Peak [mm]		8.0



Unless otherwise stated the results shown in this test report refer only to the sample(s) tested and such sample(s) are retained for 90 days only.

除非另有說明，此報告結果僅對測試之樣品負責，同時此樣品僅保留90天。本報告未經本公司書面許可，不可部份複製。

This document is issued by the Company subject to its General Conditions of Service printed overleaf, available on request or accessible at <http://www.sgs.com.tw/Terms-and-Conditions> and for electronic format documents, subject to Terms and Conditions for Electronic Documents at <http://www.sgs.com.tw/Terms-and-Conditions>. Attention is drawn to the limitation of liability, indemnification and jurisdiction issues defined therein. Any holder of this document is advised that information contained hereon reflects the Company's findings at the time of its intervention only and within the limits of Client's instructions, if any. The Company's sole responsibility is to its Client and this document does not exonerate parties to a transaction from exercising all their rights and obligations under the transaction documents. This document cannot be reproduced except in full, without prior written approval of the Company. Any unauthorized alteration, forgery or falsification of the content or appearance of this document is unlawful and offenders may be prosecuted to the fullest extent of the law.

SGS Taiwan Ltd.

No.134,Wu Kung Road, New Taipei Industrial Park, Wuku District, New Taipei City, Taiwan/新北市五股區新北產業園區五工路 134 號

台灣檢驗科技股份有限公司

t (886-2) 2299-3279

f (886-2) 2298-0488

www.sgs.com.tw

Member of SGS Group

ID: 013

Report No. : TESA2212000576E5

Measurement Report\_LTE Band 85 (5MHz)\_Body\_Top Edge\_CH 134157\_1-0\_QPSK\_0mm

Ambient temperature: 22.3°C; Liquid temperature: 21.7°C

**Exposure Conditions**

Phantom Section, TSL	Position, Test Distance [mm]	Frequency [MHz], Channel Number	Conversion Factor	TSL Conductivity [S/m]	TSL Permittivity
Flat, HSL	Top Edge, 0.00	713.5, 134157	10.65	0.911	43.049

**Hardware Setup**

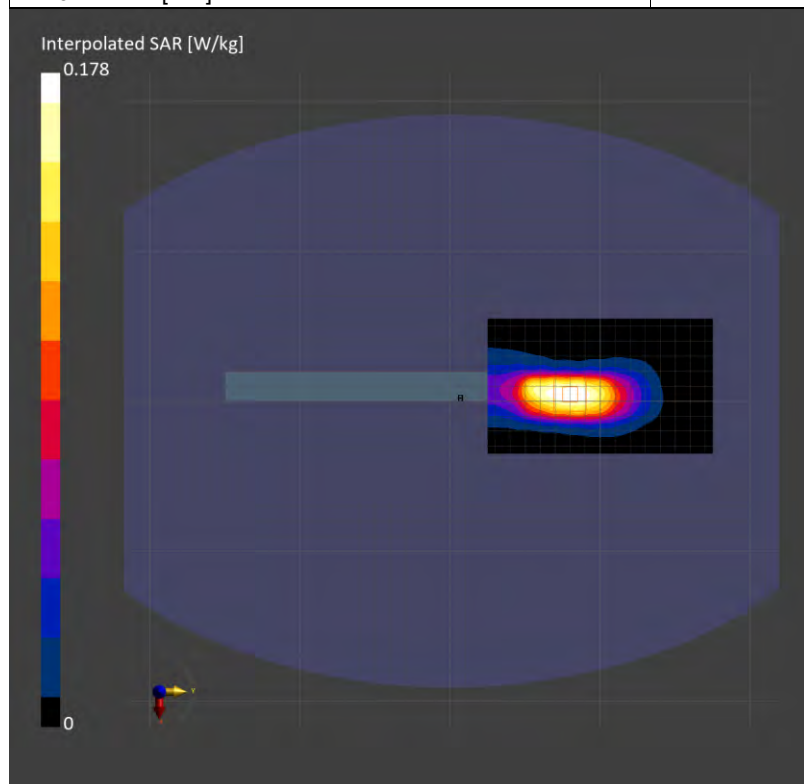
Phantom	Probe, Calibration Date	DAE, Calibration Date
ELI	EX3DV4 - SN7686, 2022-09-27	DAE4 Sn547, 2022-03-23

**Scans Setup**

	Area Scan	Zoom Scan
Grid Extents [mm]	90.0 x 150.0	32.0 x 32.0 x 30.0
Grid Steps [mm]	15.0 x 15.0	8.0 x 8.0 x 5.0
Sensor Surface [mm]	3.0	1.4

**Measurement Results**

	Area Scan	Zoom Scan
Date	2023-1-10	2023-1-10
psSAR1g [W/kg]	0.157	0.221
psSAR8g [W/kg]	0.108	0.116
psSAR10g [W/kg]	0.102	0.107
Power Drift [dB]	-0.03	0.02
M2/M1 [%]		54.4
Dist 3dB Peak [mm]		9.3



Unless otherwise stated the results shown in this test report refer only to the sample(s) tested and such sample(s) are retained for 90 days only.

除非另有說明，此報告結果僅對測試之樣品負責，同時此樣品僅保留90天。本報告未經本公司書面許可，不可部份複製。

This document is issued by the Company subject to its General Conditions of Service printed overleaf, available on request or accessible at <http://www.sgs.com.tw/Terms-and-Conditions> and for electronic format documents, subject to Terms and Conditions for Electronic Documents at <http://www.sgs.com.tw/Terms-and-Conditions>. Attention is drawn to the limitation of liability, indemnification and jurisdiction issues defined therein. Any holder of this document is advised that information contained hereon reflects the Company's findings at the time of its intervention only and within the limits of Client's instructions, if any. The Company's sole responsibility is to its Client and this document does not exonerate parties to a transaction from exercising all their rights and obligations under the transaction documents. This document cannot be reproduced except in full, without prior written approval of the Company. Any unauthorized alteration, forgery or falsification of the content or appearance of this document is unlawful and offenders may be prosecuted to the fullest extent of the law.

SGS Taiwan Ltd.

No.134,Wu Kung Road, New Taipei Industrial Park, Wuku District, New Taipei City, Taiwan/新北市五股區新北產業園區五工路 134 號

台灣檢驗科技股份有限公司

t (886-2) 2299-3279

f (886-2) 2298-0488

www.sgs.com.tw

Member of SGS Group



ID: 014

Report No. : TESA2212000576E5

Measurement Report\_GPRS 850\_Body\_Top Edge\_CH 251\_0mm

Ambient temperature: 22.4°C; Liquid temperature: 21.6°C

**Exposure Conditions**

Phantom Section, TSL	Position, Test Distance [mm]	Frequency [MHz], Channel Number	Conversion Factor	TSL Conductivity [S/m]	TSL Permittivity
Flat, HSL	Top Edge, 0.00	848.8, 251	10.37	0.939	42.424

**Hardware Setup**

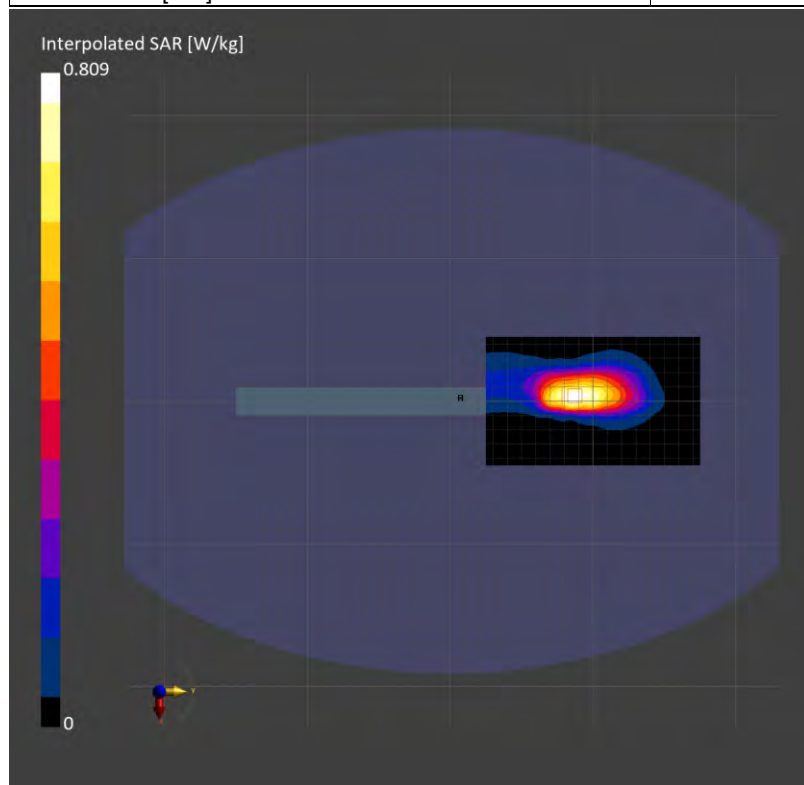
Phantom	Probe, Calibration Date	DAE, Calibration Date
ELI	EX3DV4 - SN7686, 2022-09-27	DAE4 Sn547, 2022-03-23

**Scans Setup**

	Area Scan	Zoom Scan
Grid Extents [mm]	90.0 x 150.0	32.0 x 32.0 x 30.0
Grid Steps [mm]	15.0 x 15.0	8.0 x 8.0 x 5.0
Sensor Surface [mm]	3.0	1.4

**Measurement Results**

	Area Scan	Zoom Scan
Date	2023-1-11	2023-1-11
psSAR1g [W/kg]	0.687	0.924
psSAR8g [W/kg]	0.450	0.471
psSAR10g [W/kg]	0.421	0.431
Power Drift [dB]	0.02	-0.01
M2/M1 [%]		61.1
Dist 3dB Peak [mm]		6.4



Unless otherwise stated the results shown in this test report refer only to the sample(s) tested and such sample(s) are retained for 90 days only.

除非另有說明，此報告結果僅對測試之樣品負責，同時此樣品僅保留90天。本報告未經本公司書面許可，不可部份複製。

This document is issued by the Company subject to its General Conditions of Service printed overleaf, available on request or accessible at <http://www.sgs.com.tw/Terms-and-Conditions> and for electronic format documents, subject to Terms and Conditions for Electronic Documents at <http://www.sgs.com.tw/Terms-and-Conditions>. Attention is drawn to the limitation of liability, indemnification and jurisdiction issues defined therein. Any holder of this document is advised that information contained hereon reflects the Company's findings at the time of its intervention only and within the limits of Client's instructions, if any. The Company's sole responsibility is to its Client and this document does not exonerate parties to a transaction from exercising all their rights and obligations under the transaction documents. This document cannot be reproduced except in full, without prior written approval of the Company. Any unauthorized alteration, forgery or falsification of the content or appearance of this document is unlawful and offenders may be prosecuted to the fullest extent of the law.

SGS Taiwan Ltd.

No.134,Wu Kung Road, New Taipei Industrial Park, Wuku District, New Taipei City, Taiwan/新北市五股區新北產業園區五工路 134 號

台灣檢驗科技股份有限公司

t (886-2) 2299-3279

f (886-2) 2298-0488

www.sgs.com.tw

Member of SGS Group

ID: 015

Report No. : TESA2212000576E5

Measurement Report\_GPRS 1900\_Body\_Top Edge\_CH 512\_0mm

Ambient temperature: 22.2°C; Liquid temperature: 21.3°C

**Exposure Conditions**

Phantom Section, TSL	Position, Test Distance [mm]	Frequency [MHz], Channel Number	Conversion Factor	TSL Conductivity [S/m]	TSL Permittivity
Flat, HSL	Top Edge, 0.00	1850.2, 512	8.8	1.456	40.92

**Hardware Setup**

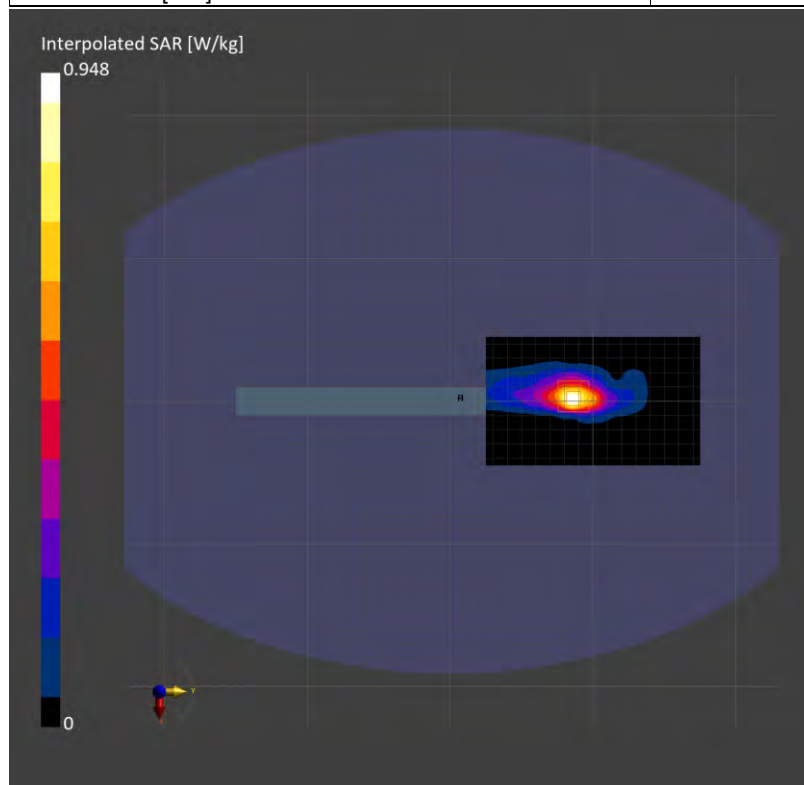
Phantom	Probe, Calibration Date	DAE, Calibration Date
ELI	EX3DV4 - SN7686, 2022-09-27	DAE4 Sn547, 2022-03-23

**Scans Setup**

	Area Scan	Zoom Scan
Grid Extents [mm]	90.0 x 150.0	32.0 x 32.0 x 30.0
Grid Steps [mm]	15.0 x 15.0	8.0 x 8.0 x 5.0
Sensor Surface [mm]	3.0	1.4

**Measurement Results**

	Area Scan	Zoom Scan
Date	2023-1-12	2023-1-12
psSAR1g [W/kg]	0.730	0.990
psSAR8g [W/kg]	0.398	0.487
psSAR10g [W/kg]	0.362	0.438
Power Drift [dB]	-0.02	-0.02
M2/M1 [%]		57.7
Dist 3dB Peak [mm]		7.2



Unless otherwise stated the results shown in this test report refer only to the sample(s) tested and such sample(s) are retained for 90 days only.

除非另有說明，此報告結果僅對測試之樣品負責，同時此樣品僅保留90天。本報告未經本公司書面許可，不可部份複製。

This document is issued by the Company subject to its General Conditions of Service printed overleaf, available on request or accessible at <http://www.sgs.com.tw/Terms-and-Conditions> and for electronic format documents, subject to Terms and Conditions for Electronic Documents at <http://www.sgs.com.tw/Terms-and-Conditions>. Attention is drawn to the limitation of liability, indemnification and jurisdiction issues defined therein. Any holder of this document is advised that information contained hereon reflects the Company's findings at the time of its intervention only and within the limits of Client's instructions, if any. The Company's sole responsibility is to its Client and this document does not exonerate parties to a transaction from exercising all their rights and obligations under the transaction documents. This document cannot be reproduced except in full, without prior written approval of the Company. Any unauthorized alteration, forgery or falsification of the content or appearance of this document is unlawful and offenders may be prosecuted to the fullest extent of the law.

SGS Taiwan Ltd.

No.134,Wu Kung Road, New Taipei Industrial Park, Wuku District, New Taipei City, Taiwan/新北市五股區新北產業園區五工路 134 號

台灣檢驗科技股份有限公司

t (886-2) 2299-3279

f (886-2) 2298-0488

www.sgs.com.tw

Member of SGS Group



ID: 016

Report No. : TESA2212000576E5

Measurement Report\_LTE Band 2 (5MHz)\_Body\_Top Edge\_CH 19175\_1-0\_QPSK\_0mm

Ambient temperature: 22.2°C; Liquid temperature: 21.3°C

**Exposure Conditions**

Phantom Section, TSL	Position, Test Distance [mm]	Frequency [MHz], Channel Number	Conversion Factor	TSL Conductivity [S/m]	TSL Permittivity
Flat, HSL	Top Edge, 0.00	1907.5, 19175	8.8	1.458	40.92

**Hardware Setup**

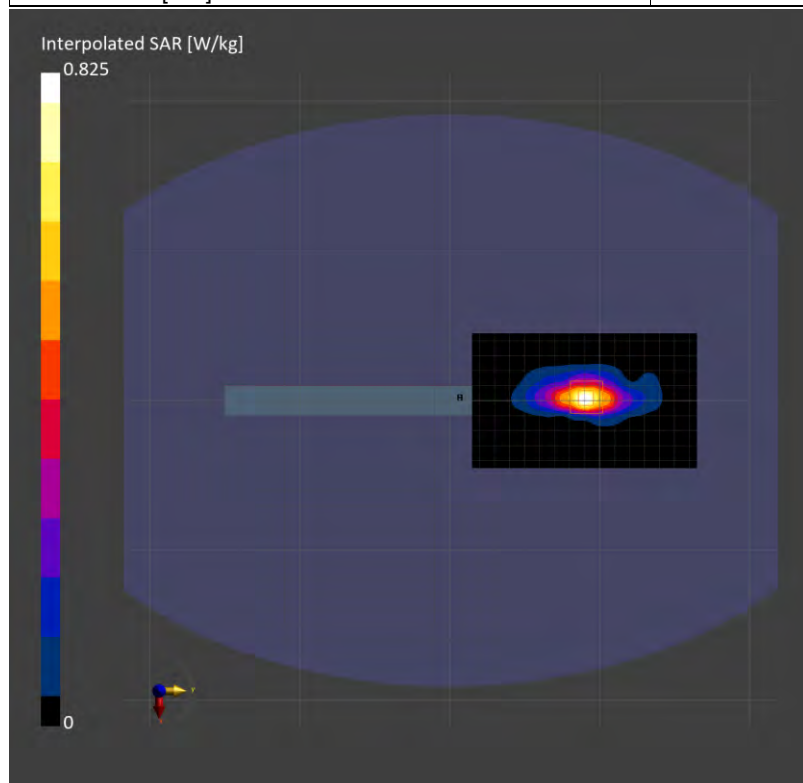
Phantom	Probe, Calibration Date	DAE, Calibration Date
ELI	EX3DV4 - SN7686, 2022-09-27	DAE4 Sn547, 2022-03-23

**Scans Setup**

	Area Scan	Zoom Scan
Grid Extents [mm]	90.0 x 150.0	32.0 x 32.0 x 30.0
Grid Steps [mm]	15.0 x 15.0	8.0 x 8.0 x 5.0
Sensor Surface [mm]	3.0	1.4

**Measurement Results**

	Area Scan	Zoom Scan
Date	2023-1-12	2023-1-12
psSAR1g [W/kg]	0.631	0.732
psSAR8g [W/kg]	0.338	0.371
psSAR10g [W/kg]	0.306	0.337
Power Drift [dB]	0.05	0.02
M2/M1 [%]		56.8
Dist 3dB Peak [mm]		8.4



Unless otherwise stated the results shown in this test report refer only to the sample(s) tested and such sample(s) are retained for 90 days only.

除非另有說明，此報告結果僅對測試之樣品負責，同時此樣品僅保留90天。本報告未經本公司書面許可，不可部份複製。

This document is issued by the Company subject to its General Conditions of Service printed overleaf, available on request or accessible at <http://www.sgs.com.tw/Terms-and-Conditions> and for electronic format documents, subject to Terms and Conditions for Electronic Documents at <http://www.sgs.com.tw/Terms-and-Conditions>. Attention is drawn to the limitation of liability, indemnification and jurisdiction issues defined therein. Any holder of this document is advised that information contained hereon reflects the Company's findings at the time of its intervention only and within the limits of Client's instructions, if any. The Company's sole responsibility is to its Client and this document does not exonerate parties to a transaction from exercising all their rights and obligations under the transaction documents. This document cannot be reproduced except in full, without prior written approval of the Company. Any unauthorized alteration, forgery or falsification of the content or appearance of this document is unlawful and offenders may be prosecuted to the fullest extent of the law.

SGS Taiwan Ltd.

No.134,Wu Kung Road, New Taipei Industrial Park, Wuku District, New Taipei City, Taiwan/新北市五股區新北產業園區五工路 134 號

台灣檢驗科技股份有限公司

t (886-2) 2299-3279

f (886-2) 2298-0488

www.sgs.com.tw

Member of SGS Group

ID: 017

Report No. : TESA2212000576E5

Measurement Report\_LTE Band 4 (5MHz)\_Body\_Top Edge\_CH 20375\_1-0\_QPSK\_0mm

Ambient temperature: 22.2°C; Liquid temperature: 21.3°C

**Exposure Conditions**

Phantom Section, TSL	Position, Test Distance [mm]	Frequency [MHz], Channel Number	Conversion Factor	TSL Conductivity [S/m]	TSL Permittivity
Flat, HSL	Top Edge, 0.00	1752.5, 20375	9.19	1.423	40.994

**Hardware Setup**

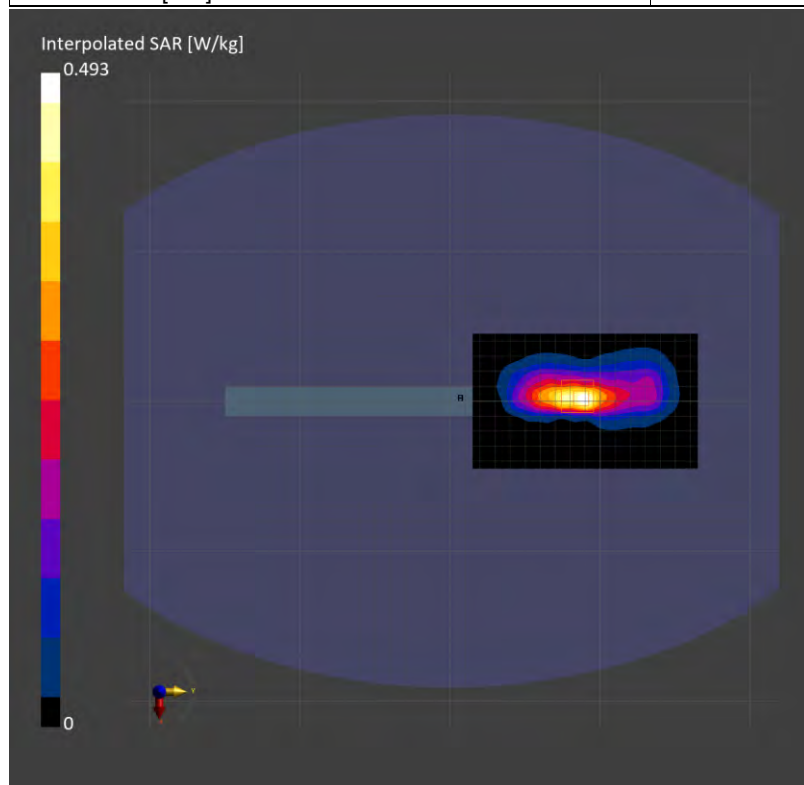
Phantom	Probe, Calibration Date	DAE, Calibration Date
ELI	EX3DV4 - SN7686, 2022-09-27	DAE4 Sn547, 2022-03-23

**Scans Setup**

	Area Scan	Zoom Scan
Grid Extents [mm]	90.0 x 150.0	32.0 x 32.0 x 30.0
Grid Steps [mm]	15.0 x 15.0	8.0 x 8.0 x 5.0
Sensor Surface [mm]	3.0	1.4

**Measurement Results**

	Area Scan	Zoom Scan
Date	2023-1-12	2023-1-12
psSAR1g [W/kg]	0.383	0.468
psSAR8g [W/kg]	0.216	0.242
psSAR10g [W/kg]	0.197	0.220
Power Drift [dB]	-0.02	-0.01
M2/M1 [%]		53.5
Dist 3dB Peak [mm]		10.4



Unless otherwise stated the results shown in this test report refer only to the sample(s) tested and such sample(s) are retained for 90 days only.

除非另有說明，此報告結果僅對測試之樣品負責，同時此樣品僅保留90天。本報告未經本公司書面許可，不可部份複製。

This document is issued by the Company subject to its General Conditions of Service printed overleaf, available on request or accessible at <http://www.sgs.com.tw/Terms-and-Conditions> and for electronic format documents, subject to Terms and Conditions for Electronic Documents at <http://www.sgs.com.tw/Terms-and-Conditions>. Attention is drawn to the limitation of liability, indemnification and jurisdiction issues defined therein. Any holder of this document is advised that information contained hereon reflects the Company's findings at the time of its intervention only and within the limits of Client's instructions, if any. The Company's sole responsibility is to its Client and this document does not exonerate parties to a transaction from exercising all their rights and obligations under the transaction documents. This document cannot be reproduced except in full, without prior written approval of the Company. Any unauthorized alteration, forgery or falsification of the content or appearance of this document is unlawful and offenders may be prosecuted to the fullest extent of the law.

SGS Taiwan Ltd.

No.134,Wu Kung Road, New Taipei Industrial Park, Wuku District, New Taipei City, Taiwan/新北市五股區新北產業園區五工路 134 號

台灣檢驗科技股份有限公司

t (886-2) 2299-3279

f (886-2) 2298-0488

www.sgs.com.tw

Member of SGS Group

ID: 018

Report No. : TESA2212000576E5

Measurement Report\_LTE Band 5 (5MHz)\_Body\_Top Edge\_CH 20525\_1-0\_QPSK\_0mm

Ambient temperature: 22.4°C; Liquid temperature: 21.6°C

**Exposure Conditions**

Phantom Section, TSL	Position, Test Distance [mm]	Frequency [MHz], Channel Number	Conversion Factor	TSL Conductivity [S/m]	TSL Permittivity
Flat, HSL	Top Edge, 0.00	836.5, 20525	10.37	0.935	42.467

**Hardware Setup**

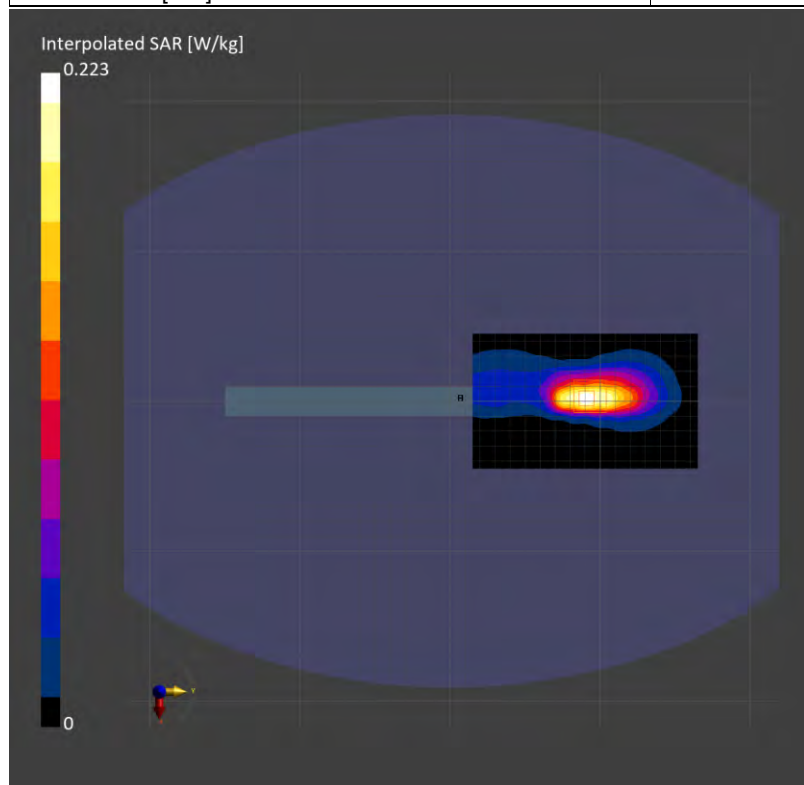
Phantom	Probe, Calibration Date	DAE, Calibration Date
ELI	EX3DV4 - SN7686, 2022-09-27	DAE4 Sn547, 2022-03-23

**Scans Setup**

	Area Scan	Zoom Scan
Grid Extents [mm]	90.0 x 150.0	32.0 x 32.0 x 30.0
Grid Steps [mm]	15.0 x 15.0	8.0 x 8.0 x 5.0
Sensor Surface [mm]	3.0	1.4

**Measurement Results**

	Area Scan	Zoom Scan
Date	2023-1-11	2023-1-11
psSAR1g [W/kg]	0.185	0.217
psSAR8g [W/kg]	0.118	0.115
psSAR10g [W/kg]	0.109	0.106
Power Drift [dB]	0.01	-0.05
M2/M1 [%]		53.3
Dist 3dB Peak [mm]		9.4



Unless otherwise stated the results shown in this test report refer only to the sample(s) tested and such sample(s) are retained for 90 days only.

除非另有說明，此報告結果僅對測試之樣品負責，同時此樣品僅保留90天。本報告未經本公司書面許可，不可部份複製。

This document is issued by the Company subject to its General Conditions of Service printed overleaf, available on request or accessible at <http://www.sgs.com.tw/Terms-and-Conditions> and for electronic format documents, subject to Terms and Conditions for Electronic Documents at <http://www.sgs.com.tw/Terms-and-Conditions>. Attention is drawn to the limitation of liability, indemnification and jurisdiction issues defined therein. Any holder of this document is advised that information contained hereon reflects the Company's findings at the time of its intervention only and within the limits of Client's instructions, if any. The Company's sole responsibility is to its Client and this document does not exonerate parties to a transaction from exercising all their rights and obligations under the transaction documents. This document cannot be reproduced except in full, without prior written approval of the Company. Any unauthorized alteration, forgery or falsification of the content or appearance of this document is unlawful and offenders may be prosecuted to the fullest extent of the law.

SGS Taiwan Ltd.

No.134,Wu Kung Road, New Taipei Industrial Park, Wuku District, New Taipei City, Taiwan/新北市五股區新北產業園區五工路 134 號

台灣檢驗科技股份有限公司

t (886-2) 2299-3279

f (886-2) 2298-0488

www.sgs.com.tw

Member of SGS Group

ID: 019

Report No. : TESA2212000576E5

Measurement Report\_LTE Band 12 (5MHz)\_Body\_Top Edge\_CH 23035\_1-0\_QPSK\_0mm

Ambient temperature: 22.3°C; Liquid temperature: 21.7°C

**Exposure Conditions**

Phantom Section, TSL	Position, Test Distance [mm]	Frequency [MHz], Channel Number	Conversion Factor	TSL Conductivity [S/m]	TSL Permittivity
Flat, HSL	Top Edge, 0.00	701.5, 23035	10.65	0.909	43.111

**Hardware Setup**

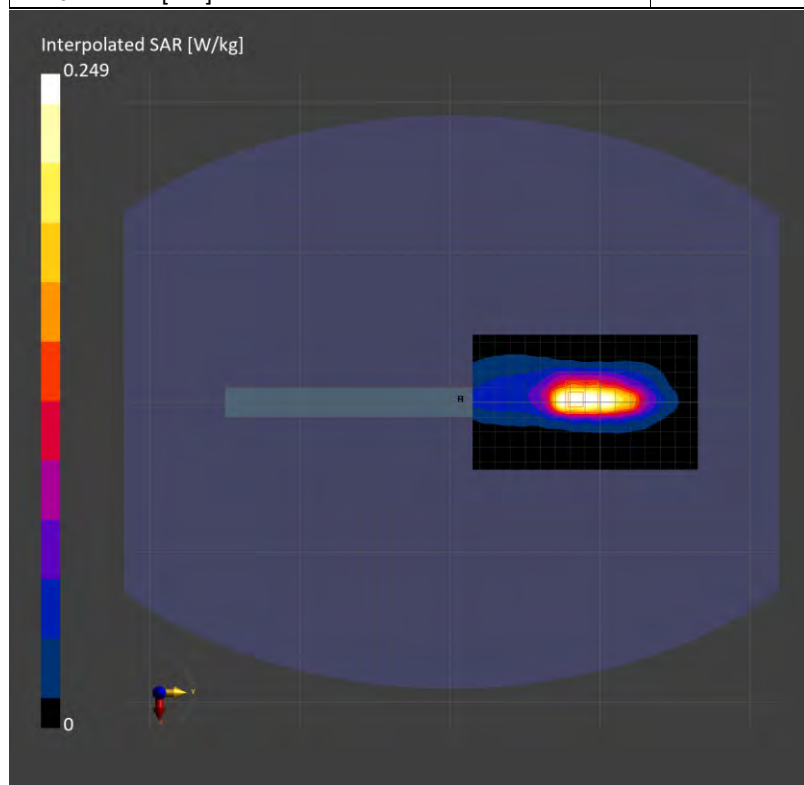
Phantom	Probe, Calibration Date	DAE, Calibration Date
ELI	EX3DV4 - SN7686, 2022-09-27	DAE4 Sn547, 2022-03-23

**Scans Setup**

	Area Scan	Zoom Scan
Grid Extents [mm]	90.0 x 150.0	32.0 x 32.0 x 30.0
Grid Steps [mm]	15.0 x 15.0	8.0 x 8.0 x 5.0
Sensor Surface [mm]	3.0	1.4

**Measurement Results**

	Area Scan	Zoom Scan
Date	2023-1-10	2023-1-10
psSAR1g [W/kg]	0.214	0.252
psSAR8g [W/kg]	0.139	0.131
psSAR10g [W/kg]	0.130	0.121
Power Drift [dB]	-0.02	0.04
M2/M1 [%]		52.1
Dist 3dB Peak [mm]		8.4



Unless otherwise stated the results shown in this test report refer only to the sample(s) tested and such sample(s) are retained for 90 days only.

除非另有說明，此報告結果僅對測試之樣品負責，同時此樣品僅保留90天。本報告未經本公司書面許可，不可部份複製。

This document is issued by the Company subject to its General Conditions of Service printed overleaf, available on request or accessible at <http://www.sgs.com.tw/Terms-and-Conditions> and for electronic format documents, subject to Terms and Conditions for Electronic Documents at <http://www.sgs.com.tw/Terms-and-Conditions>. Attention is drawn to the limitation of liability, indemnification and jurisdiction issues defined therein. Any holder of this document is advised that information contained hereon reflects the Company's findings at the time of its intervention only and within the limits of Client's instructions, if any. The Company's sole responsibility is to its Client and this document does not exonerate parties to a transaction from exercising all their rights and obligations under the transaction documents. This document cannot be reproduced except in full, without prior written approval of the Company. Any unauthorized alteration, forgery or falsification of the content or appearance of this document is unlawful and offenders may be prosecuted to the fullest extent of the law.

SGS Taiwan Ltd.

No.134,Wu Kung Road, New Taipei Industrial Park, Wuku District, New Taipei City, Taiwan/新北市五股區新北產業園區五工路 134 號

台灣檢驗科技股份有限公司

t (886-2) 2299-3279

f (886-2) 2298-0488

www.sgs.com.tw

Member of SGS Group

ID: 020

Report No. : TESA2212000576E5

Measurement Report\_LTE Band 13 (5MHz)\_Body\_Top Edge\_CH 23230\_1-0\_QPSK\_0mm

Ambient temperature: 22.3°C; Liquid temperature: 21.7°C

**Exposure Conditions**

Phantom Section, TSL	Position, Test Distance [mm]	Frequency [MHz], Channel Number	Conversion Factor	TSL Conductivity [S/m]	TSL Permittivity
Flat, HSL	Top Edge, 0.00	782, 23230	10.65	0.918	42.695

**Hardware Setup**

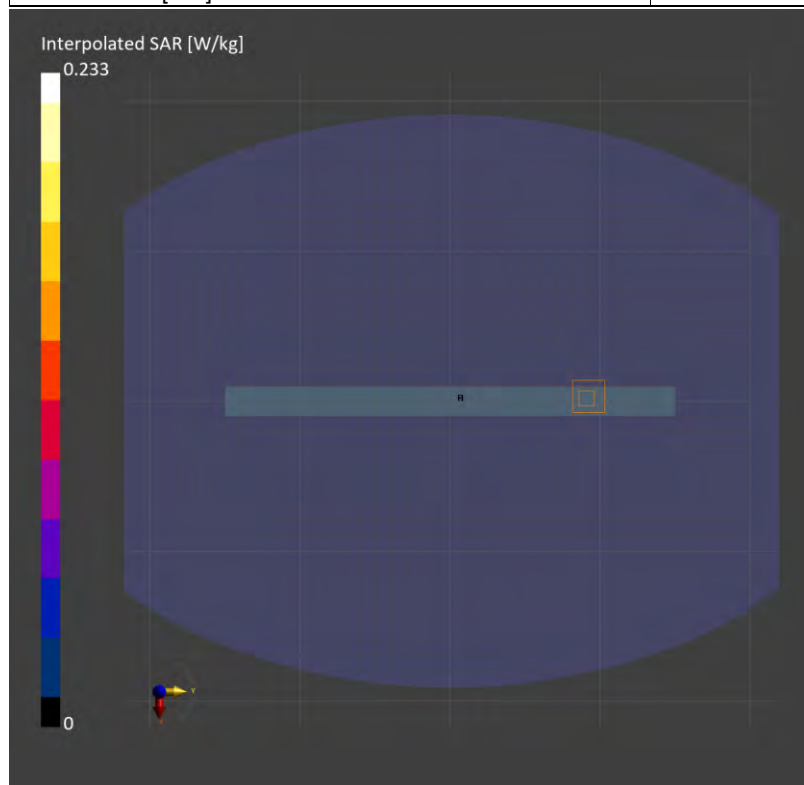
Phantom	Probe, Calibration Date	DAE, Calibration Date
ELI	EX3DV4 - SN7686, 2022-09-27	DAE4 Sn547, 2022-03-23

**Scans Setup**

	Area Scan	Zoom Scan
Grid Extents [mm]	90.0 x 150.0	32.0 x 32.0 x 30.0
Grid Steps [mm]	15.0 x 15.0	8.0 x 8.0 x 5.0
Sensor Surface [mm]	3.0	1.4

**Measurement Results**

	Area Scan	Zoom Scan
Date	2023-1-10	2023-1-10
psSAR1g [W/kg]	0.196	0.224
psSAR8g [W/kg]	0.126	0.120
psSAR10g [W/kg]	0.118	0.111
Power Drift [dB]	0.03	-0.01
M2/M1 [%]		52.9
Dist 3dB Peak [mm]		8.1



Unless otherwise stated the results shown in this test report refer only to the sample(s) tested and such sample(s) are retained for 90 days only.

除非另有說明，此報告結果僅對測試之樣品負責，同時此樣品僅保留90天。本報告未經本公司書面許可，不可部份複製。

This document is issued by the Company subject to its General Conditions of Service printed overleaf, available on request or accessible at <http://www.sgs.com.tw/Terms-and-Conditions> and for electronic format documents, subject to Terms and Conditions for Electronic Documents at <http://www.sgs.com.tw/Terms-and-Conditions>. Attention is drawn to the limitation of liability, indemnification and jurisdiction issues defined therein. Any holder of this document is advised that information contained hereon reflects the Company's findings at the time of its intervention only and within the limits of Client's instructions, if any. The Company's sole responsibility is to its Client and this document does not exonerate parties to a transaction from exercising all their rights and obligations under the transaction documents. This document cannot be reproduced except in full, without prior written approval of the Company. Any unauthorized alteration, forgery or falsification of the content or appearance of this document is unlawful and offenders may be prosecuted to the fullest extent of the law.

SGS Taiwan Ltd.

No.134,Wu Kung Road, New Taipei Industrial Park, Wuku District, New Taipei City, Taiwan/新北市五股區新北產業園區五工路 134 號

台灣檢驗科技股份有限公司

t (886-2) 2299-3279

f (886-2) 2298-0488

www.sgs.com.tw

Member of SGS Group

ID: 021

Report No. : TESA2212000576E5

Measurement Report\_LTE Band 14 (5MHz)\_Body\_Top Edge\_CH 23305\_1-0\_QPSK\_0mm

Ambient temperature: 22.3°C; Liquid temperature: 21.7°C

**Exposure Conditions**

Phantom Section, TSL	Position, Test Distance [mm]	Frequency [MHz], Channel Number	Conversion Factor	TSL Conductivity [S/m]	TSL Permittivity
Flat, HSL	Top Edge, 0.00	790.5, 23305	10.65	0.919	42.649

**Hardware Setup**

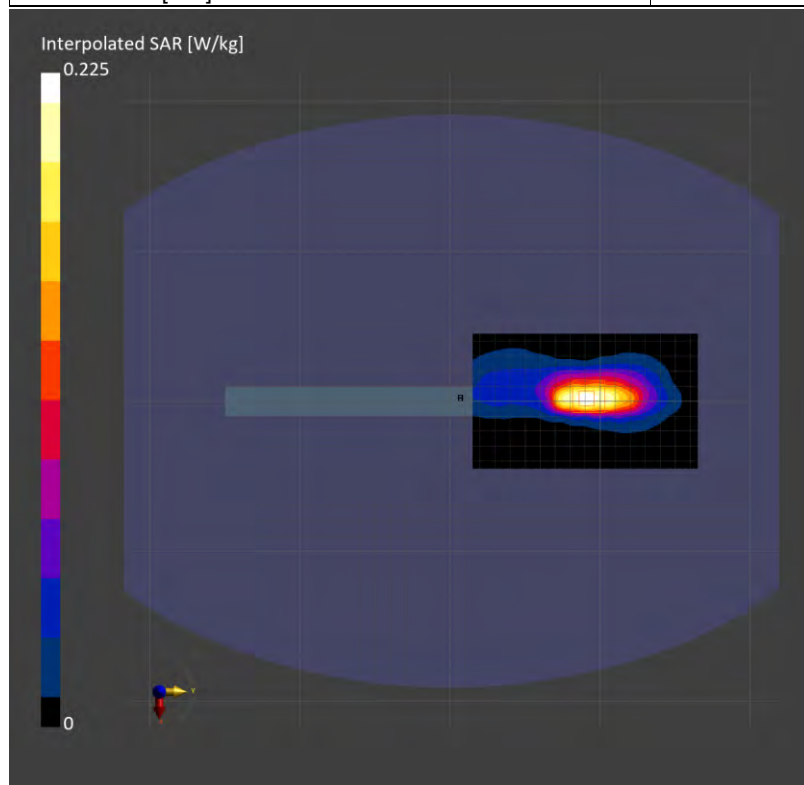
Phantom	Probe, Calibration Date	DAE, Calibration Date
ELI	EX3DV4 - SN7686, 2022-09-27	DAE4 Sn547, 2022-03-23

**Scans Setup**

	Area Scan	Zoom Scan
Grid Extents [mm]	90.0 x 150.0	32.0 x 32.0 x 30.0
Grid Steps [mm]	15.0 x 15.0	8.0 x 8.0 x 5.0
Sensor Surface [mm]	3.0	1.4

**Measurement Results**

	Area Scan	Zoom Scan
Date	2023-1-10	2023-1-10
psSAR1g [W/kg]	0.189	0.216
psSAR8g [W/kg]	0.121	0.116
psSAR10g [W/kg]	0.113	0.106
Power Drift [dB]	-0.02	-0.04
M2/M1 [%]		52.8
Dist 3dB Peak [mm]		8.2



Unless otherwise stated the results shown in this test report refer only to the sample(s) tested and such sample(s) are retained for 90 days only.

除非另有說明，此報告結果僅對測試之樣品負責，同時此樣品僅保留90天。本報告未經本公司書面許可，不可部份複製。

This document is issued by the Company subject to its General Conditions of Service printed overleaf, available on request or accessible at <http://www.sgs.com.tw/Terms-and-Conditions> and for electronic format documents, subject to Terms and Conditions for Electronic Documents at <http://www.sgs.com.tw/Terms-and-Conditions>. Attention is drawn to the limitation of liability, indemnification and jurisdiction issues defined therein. Any holder of this document is advised that information contained hereon reflects the Company's findings at the time of its intervention only and within the limits of Client's instructions, if any. The Company's sole responsibility is to its Client and this document does not exonerate parties to a transaction from exercising all their rights and obligations under the transaction documents. This document cannot be reproduced except in full, without prior written approval of the Company. Any unauthorized alteration, forgery or falsification of the content or appearance of this document is unlawful and offenders may be prosecuted to the fullest extent of the law.

SGS Taiwan Ltd.

No.134,Wu Kung Road, New Taipei Industrial Park, Wuku District, New Taipei City, Taiwan/新北市五股區新北產業園區五工路 134 號

台灣檢驗科技股份有限公司

t (886-2) 2299-3279

f (886-2) 2298-0488

www.sgs.com.tw

Member of SGS Group



ID: 022

Report No. : TESA2212000576E5

Measurement Report\_LTE Band 25 (5MHz)\_Body\_Top Edge\_CH 26665\_1-0\_QPSK\_0mm

Ambient temperature: 22.2°C; Liquid temperature: 21.3°C

**Exposure Conditions**

Phantom Section, TSL	Position, Test Distance [mm]	Frequency [MHz], Channel Number	Conversion Factor	TSL Conductivity [S/m]	TSL Permittivity
Flat, HSL	Top Edge, 0.00	1912.5, 26665	8.8	1.458	40.92

**Hardware Setup**

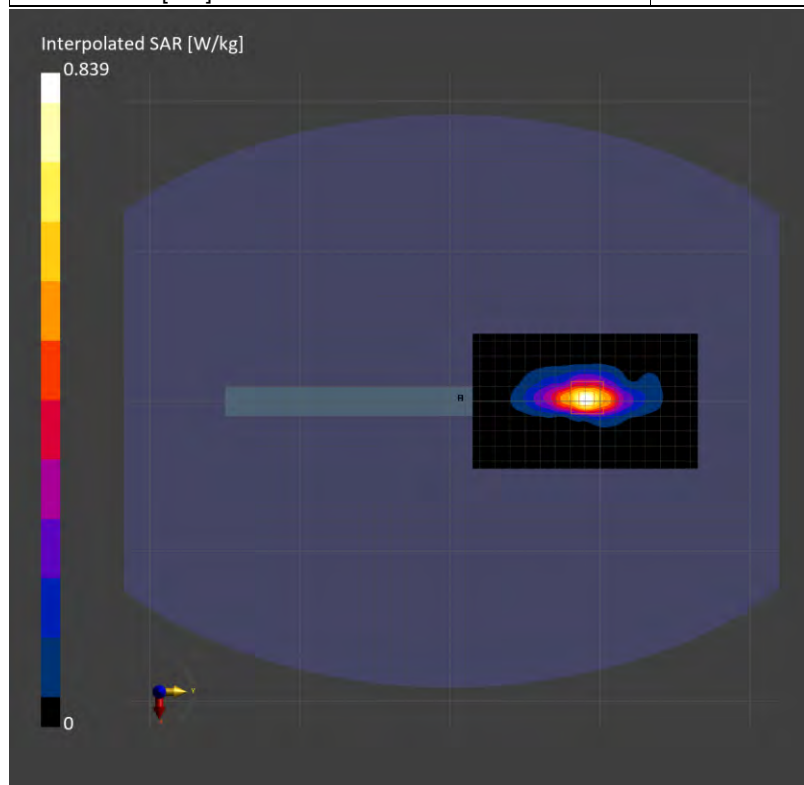
Phantom	Probe, Calibration Date	DAE, Calibration Date
ELI	EX3DV4 - SN7686, 2022-09-27	DAE4 Sn547, 2022-03-23

**Scans Setup**

	Area Scan	Zoom Scan
Grid Extents [mm]	90.0 x 150.0	32.0 x 32.0 x 30.0
Grid Steps [mm]	15.0 x 15.0	8.0 x 8.0 x 5.0
Sensor Surface [mm]	3.0	1.4

**Measurement Results**

	Area Scan	Zoom Scan
Date	2023-1-12	2023-1-12
psSAR1g [W/kg]	0.642	0.741
psSAR8g [W/kg]	0.344	0.377
psSAR10g [W/kg]	0.312	0.342
Power Drift [dB]	0.02	-0.05
M2/M1 [%]		56.7
Dist 3dB Peak [mm]		8.5



Unless otherwise stated the results shown in this test report refer only to the sample(s) tested and such sample(s) are retained for 90 days only.

除非另有說明，此報告結果僅對測試之樣品負責，同時此樣品僅保留90天。本報告未經本公司書面許可，不可部份複製。

This document is issued by the Company subject to its General Conditions of Service printed overleaf, available on request or accessible at <http://www.sgs.com.tw/Terms-and-Conditions> and for electronic format documents, subject to Terms and Conditions for Electronic Documents at <http://www.sgs.com.tw/Terms-and-Conditions>. Attention is drawn to the limitation of liability, indemnification and jurisdiction issues defined therein. Any holder of this document is advised that information contained hereon reflects the Company's findings at the time of its intervention only and within the limits of Client's instructions, if any. The Company's sole responsibility is to its Client and this document does not exonerate parties to a transaction from exercising all their rights and obligations under the transaction documents. This document cannot be reproduced except in full, without prior written approval of the Company. Any unauthorized alteration, forgery or falsification of the content or appearance of this document is unlawful and offenders may be prosecuted to the fullest extent of the law.

SGS Taiwan Ltd.

No.134,Wu Kung Road, New Taipei Industrial Park, Wuku District, New Taipei City, Taiwan/新北市五股區新北產業園區五工路 134 號

台灣檢驗科技股份有限公司

t (886-2) 2299-3279

f (886-2) 2298-0488

www.sgs.com.tw

Member of SGS Group

ID: 023

Report No. : TESA2212000576E5

Measurement Report\_LTE Band 26 (5MHz)\_Body\_Top Edge\_CH 26865\_1-0\_QPSK\_0mm

Ambient temperature: 22.4°C; Liquid temperature: 21.6°C

**Exposure Conditions**

Phantom Section, TSL	Position, Test Distance [mm]	Frequency [MHz], Channel Number	Conversion Factor	TSL Conductivity [S/m]	TSL Permittivity
Flat, HSL	Top Edge, 0.00	831.5, 26865	10.37	0.933	42.486

**Hardware Setup**

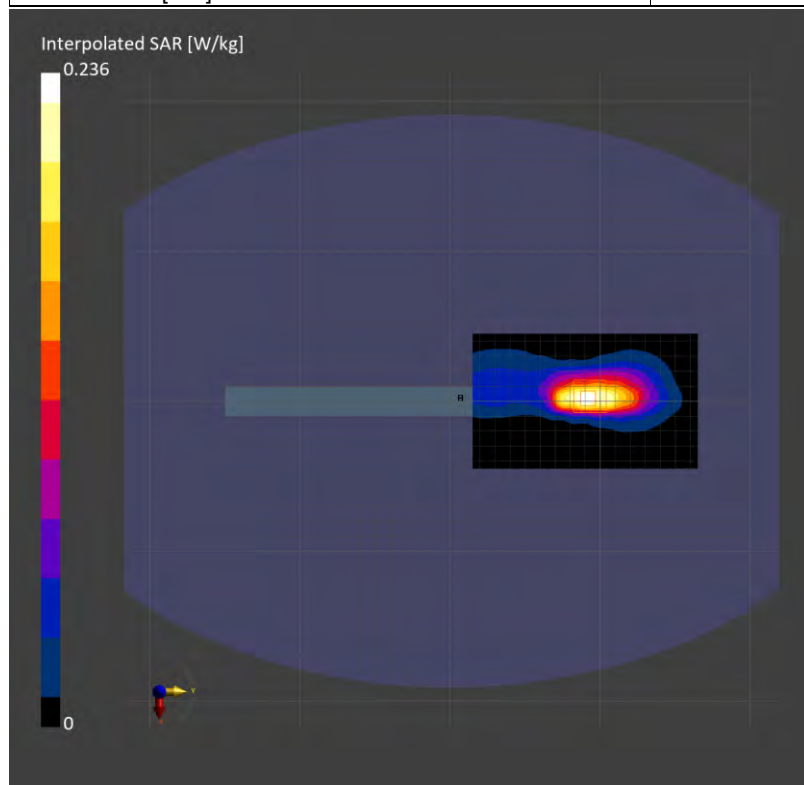
Phantom	Probe, Calibration Date	DAE, Calibration Date
ELI	EX3DV4 - SN7686, 2022-09-27	DAE4 Sn547, 2022-03-23

**Scans Setup**

	Area Scan	Zoom Scan
Grid Extents [mm]	90.0 x 150.0	32.0 x 32.0 x 30.0
Grid Steps [mm]	15.0 x 15.0	8.0 x 8.0 x 5.0
Sensor Surface [mm]	3.0	1.4

**Measurement Results**

	Area Scan	Zoom Scan
Date	2023-1-11	2023-1-11
psSAR1g [W/kg]	0.197	0.227
psSAR8g [W/kg]	0.126	0.121
psSAR10g [W/kg]	0.117	0.111
Power Drift [dB]	-0.01	-0.02
M2/M1 [%]		53.6
Dist 3dB Peak [mm]		8.8



Unless otherwise stated the results shown in this test report refer only to the sample(s) tested and such sample(s) are retained for 90 days only.

除非另有說明，此報告結果僅對測試之樣品負責，同時此樣品僅保留90天。本報告未經本公司書面許可，不可部份複製。

This document is issued by the Company subject to its General Conditions of Service printed overleaf, available on request or accessible at <http://www.sgs.com.tw/Terms-and-Conditions> and for electronic format documents, subject to Terms and Conditions for Electronic Documents at <http://www.sgs.com.tw/Terms-and-Conditions>. Attention is drawn to the limitation of liability, indemnification and jurisdiction issues defined therein. Any holder of this document is advised that information contained hereon reflects the Company's findings at the time of its intervention only and within the limits of Client's instructions, if any. The Company's sole responsibility is to its Client and this document does not exonerate parties to a transaction from exercising all their rights and obligations under the transaction documents. This document cannot be reproduced except in full, without prior written approval of the Company. Any unauthorized alteration, forgery or falsification of the content or appearance of this document is unlawful and offenders may be prosecuted to the fullest extent of the law.

SGS Taiwan Ltd.

No.134,Wu Kung Road, New Taipei Industrial Park, Wuku District, New Taipei City, Taiwan/新北市五股區新北產業園區五工路 134 號

台灣檢驗科技股份有限公司

t (886-2) 2299-3279

f (886-2) 2298-0488

www.sgs.com.tw

Member of SGS Group



ID: 025

Report No. : TESA2212000576E5

Measurement Report\_LTE Band 66 (5MHz)\_Body\_Top Edge\_CH 132647\_1-0\_QPSK\_0mm

Ambient temperature: 22.2°C; Liquid temperature: 21.3°C

**Exposure Conditions**

Phantom Section, TSL	Position, Test Distance [mm]	Frequency [MHz], Channel Number	Conversion Factor	TSL Conductivity [S/m]	TSL Permittivity
Flat, HSL	Top Edge, 0.00	1777.5, 132647	9.19	1.438	40.955

**Hardware Setup**

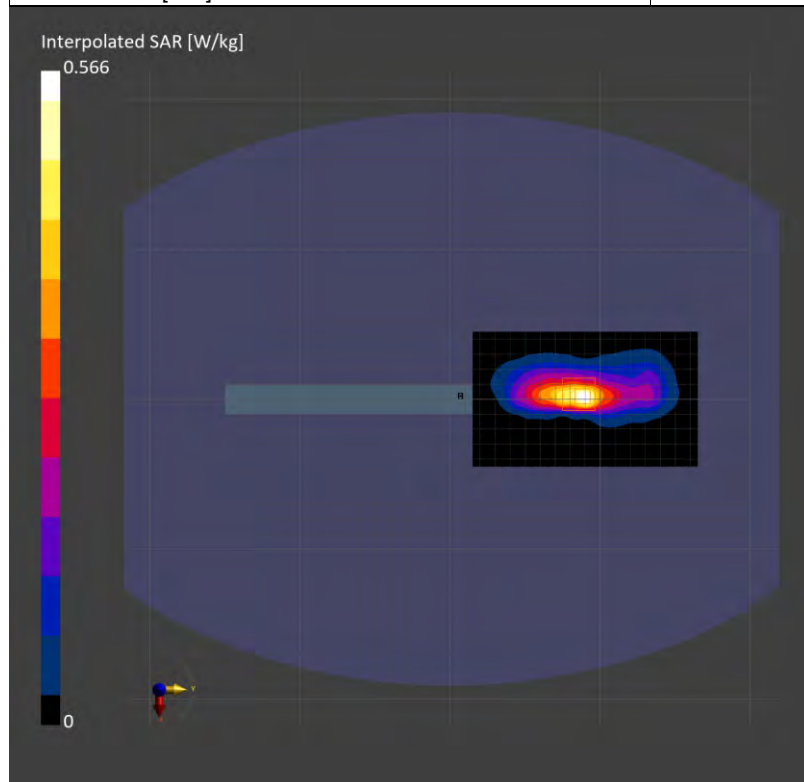
Phantom	Probe, Calibration Date	DAE, Calibration Date
ELI	EX3DV4 - SN7686, 2022-09-27	DAE4 Sn547, 2022-03-23

**Scans Setup**

	Area Scan	Zoom Scan
Grid Extents [mm]	90.0 x 150.0	32.0 x 32.0 x 30.0
Grid Steps [mm]	15.0 x 15.0	8.0 x 8.0 x 5.0
Sensor Surface [mm]	3.0	1.4

**Measurement Results**

	Area Scan	Zoom Scan
Date	2023-1-12	2023-1-12
psSAR1g [W/kg]	0.437	0.530
psSAR8g [W/kg]	0.244	0.272
psSAR10g [W/kg]	0.223	0.247
Power Drift [dB]	0.01	-0.03
M2/M1 [%]		54.1
Dist 3dB Peak [mm]		6.4



Unless otherwise stated the results shown in this test report refer only to the sample(s) tested and such sample(s) are retained for 90 days only.

除非另有說明，此報告結果僅對測試之樣品負責，同時此樣品僅保留90天。本報告未經本公司書面許可，不可部份複製。

This document is issued by the Company subject to its General Conditions of Service printed overleaf, available on request or accessible at <http://www.sgs.com.tw/Terms-and-Conditions> and for electronic format documents, subject to Terms and Conditions for Electronic Documents at <http://www.sgs.com.tw/Terms-and-Conditions>. Attention is drawn to the limitation of liability, indemnification and jurisdiction issues defined therein. Any holder of this document is advised that information contained hereon reflects the Company's findings at the time of its intervention only and within the limits of Client's instructions, if any. The Company's sole responsibility is to its Client and this document does not exonerate parties to a transaction from exercising all their rights and obligations under the transaction documents. This document cannot be reproduced except in full, without prior written approval of the Company. Any unauthorized alteration, forgery or falsification of the content or appearance of this document is unlawful and offenders may be prosecuted to the fullest extent of the law.

SGS Taiwan Ltd.

No.134,Wu Kung Road, New Taipei Industrial Park, Wuku District, New Taipei City, Taiwan/新北市五股區新北產業園區五工路 134 號

台灣檢驗科技股份有限公司

t (886-2) 2299-3279

f (886-2) 2298-0488

www.sgs.com.tw

Member of SGS Group

ID: 026

Report No. : TESA2212000576E5

Measurement Report\_LTE Band 85 (5MHz)\_Body\_Top Edge\_CH 134027\_1-0\_QPSK\_0mm

Ambient temperature: 22.3°C; Liquid temperature: 21.7°C

**Exposure Conditions**

Phantom Section, TSL	Position, Test Distance [mm]	Frequency [MHz], Channel Number	Conversion Factor	TSL Conductivity [S/m]	TSL Permittivity
Flat, HSL	Top Edge, 0.00	700.5, 134027	10.65	0.909	43.116

**Hardware Setup**

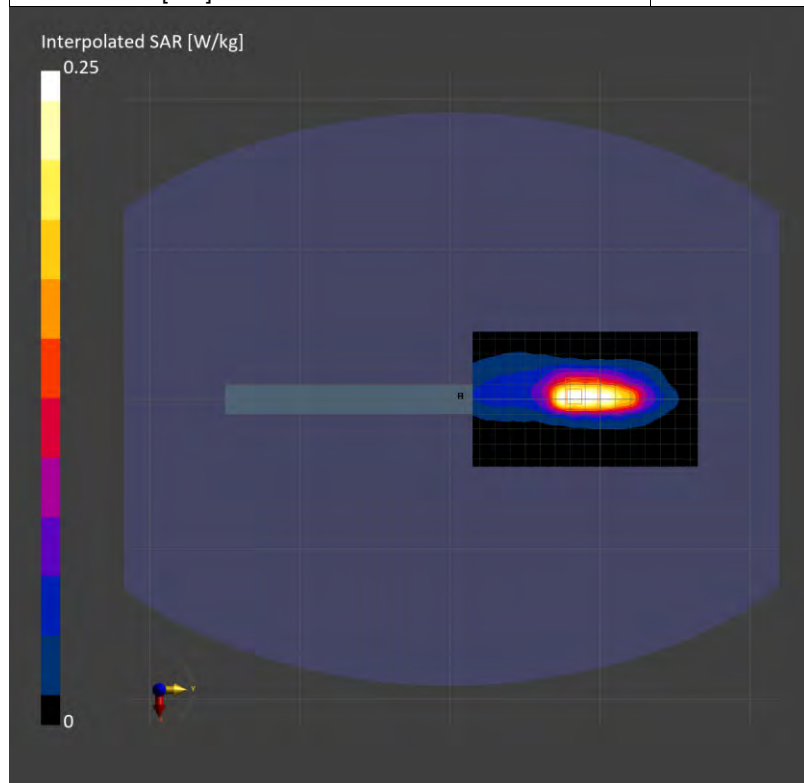
Phantom	Probe, Calibration Date	DAE, Calibration Date
ELI	EX3DV4 - SN7686, 2022-09-27	DAE4 Sn547, 2022-03-23

**Scans Setup**

	Area Scan	Zoom Scan
Grid Extents [mm]	90.0 x 150.0	32.0 x 32.0 x 30.0
Grid Steps [mm]	15.0 x 15.0	8.0 x 8.0 x 5.0
Sensor Surface [mm]	3.0	1.4

**Measurement Results**

	Area Scan	Zoom Scan
Date	2023-1-10	2023-1-10
psSAR1g [W/kg]	0.214	0.254
psSAR8g [W/kg]	0.139	0.129
psSAR10g [W/kg]	0.129	0.119
Power Drift [dB]	-0.05	-0.05
M2/M1 [%]		58.3
Dist 3dB Peak [mm]		6.4



Unless otherwise stated the results shown in this test report refer only to the sample(s) tested and such sample(s) are retained for 90 days only.

除非另有說明，此報告結果僅對測試之樣品負責，同時此樣品僅保留90天。本報告未經本公司書面許可，不可部份複製。

This document is issued by the Company subject to its General Conditions of Service printed overleaf, available on request or accessible at <http://www.sgs.com.tw/Terms-and-Conditions> and for electronic format documents, subject to Terms and Conditions for Electronic Documents at <http://www.sgs.com.tw/Terms-and-Conditions>. Attention is drawn to the limitation of liability, indemnification and jurisdiction issues defined therein. Any holder of this document is advised that information contained hereon reflects the Company's findings at the time of its intervention only and within the limits of Client's instructions, if any. The Company's sole responsibility is to its Client and this document does not exonerate parties to a transaction from exercising all their rights and obligations under the transaction documents. This document cannot be reproduced except in full, without prior written approval of the Company. Any unauthorized alteration, forgery or falsification of the content or appearance of this document is unlawful and offenders may be prosecuted to the fullest extent of the law.

SGS Taiwan Ltd.

No.134,Wu Kung Road, New Taipei Industrial Park, Wuku District, New Taipei City, Taiwan/新北市五股區新北產業園區五工路 134 號

台灣檢驗科技股份有限公司

t (886-2) 2299-3279

f (886-2) 2298-0488

www.sgs.com.tw

Member of SGS Group

## 11 SAR SYSTEM CHECK RESULTS

Report No. : TESA2212000576E5

Measurement Report

Dipole\_D750-SN: 1015

Ambient temperature: 22.3°C; Liquid temperature: 21.7°C

### Exposure Conditions

Phantom Section, TSL	Position, Test Distance [mm]	Conversion Factor	TSL Conductivity [S/m]	TSL Permittivity
Flat, HSL	FRONT, 15.00	10.65	0.914	42.862

### Hardware Setup

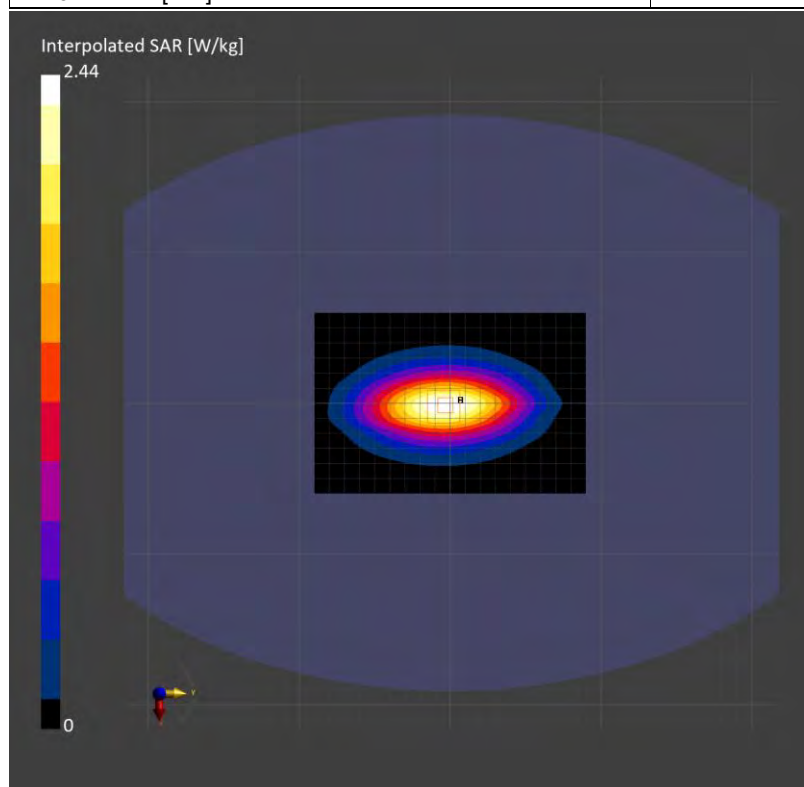
Phantom	Probe, Calibration Date	DAE, Calibration Date
ELI	EX3DV4 - SN7686, 2022-09-27	DAE4 Sn547, 2022-03-23

### Scans Setup

	Area Scan	Zoom Scan
Grid Extents [mm]	120.0 x 180.0	30.0 x 30.0 x 30.0
Grid Steps [mm]	10.0 x 10.0	5.0 x 5.0 x 5.0
Sensor Surface [mm]	3.0	1.4

### Measurement Results

	Area Scan	Zoom Scan
Date	2023-1-10	2023-1-10
psSAR1g [W/kg]	2.12	2.15
psSAR8g [W/kg]	1.49	1.51
psSAR10g [W/kg]	1.41	1.44
Power Drift [dB]	-0.05	-0.02
M2/M1 [%]		69.3
Dist 3dB Peak [mm]		18.9



Unless otherwise stated the results shown in this test report refer only to the sample(s) tested and such sample(s) are retained for 90 days only.

除非另有說明，此報告結果僅對測試之樣品負責，同時此樣品僅保留90天。本報告未經本公司書面許可，不可部份複製。

This document is issued by the Company subject to its General Conditions of Service printed overleaf, available on request or accessible at <http://www.sgs.com.tw/Terms-and-Conditions> and for electronic format documents, subject to Terms and Conditions for Electronic Documents at <http://www.sgs.com.tw/Terms-and-Conditions>. Attention is drawn to the limitation of liability, indemnification and jurisdiction issues defined therein. Any holder of this document is advised that information contained hereon reflects the Company's findings at the time of its intervention only and within the limits of Client's instructions, if any. The Company's sole responsibility is to its Client and this document does not exonerate parties to a transaction from exercising all their rights and obligations under the transaction documents. This document cannot be reproduced except in full, without prior written approval of the Company. Any unauthorized alteration, forgery or falsification of the content or appearance of this document is unlawful and offenders may be prosecuted to the fullest extent of the law.

SGS Taiwan Ltd.

No.134,Wu Kung Road, New Taipei Industrial Park, Wuku District, New Taipei City, Taiwan/新北市五股區新北產業園區五工路 134 號

台灣檢驗科技股份有限公司

t (886-2) 2299-3279

f (886-2) 2298-0488

www.sgs.com.tw

Member of SGS Group

Report No. : TESA2212000576E5

## Measurement Report

Dipole\_D835-SN: 4d063

Ambient temperature: 22.4°C; Liquid temperature: 21.6°C

## Exposure Conditions

Phantom Section, TSL	Position, Test Distance [mm]	Conversion Factor	TSL Conductivity [S/m]	TSL Permittivity
Flat, HSL	FRONT, 15.00	10.37	0.934	42.475

## Hardware Setup

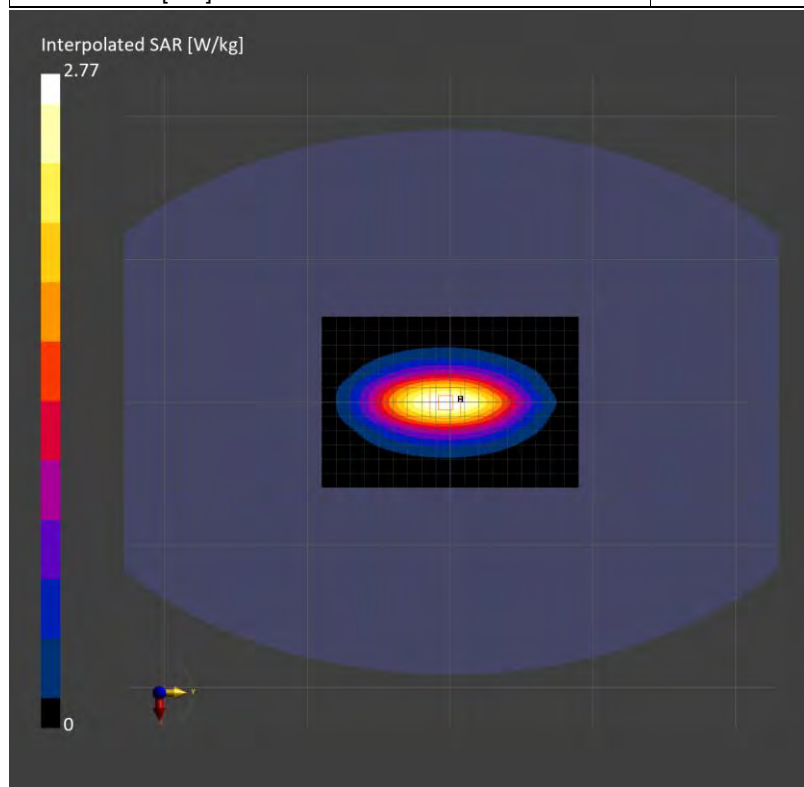
Phantom	Probe, Calibration Date	DAE, Calibration Date
ELI	EX3DV4 - SN7686, 2022-09-27	DAE4 Sn547, 2022-03-23

## Scans Setup

	Area Scan	Zoom Scan
Grid Extents [mm]	120.0 x 180.0	30.0 x 30.0 x 30.0
Grid Steps [mm]	10.0 x 10.0	5.0 x 5.0 x 5.0
Sensor Surface [mm]	3.0	1.4

## Measurement Results

	Area Scan	Zoom Scan
Date	2023-1-11	2023-1-11
psSAR1g [W/kg]	2.39	2.48
psSAR8g [W/kg]	1.66	1.74
psSAR10g [W/kg]	1.57	1.65
Power Drift [dB]	-0.05	-0.01
M2/M1 [%]		67.8
Dist 3dB Peak [mm]		18.9



Unless otherwise stated the results shown in this test report refer only to the sample(s) tested and such sample(s) are retained for 90 days only.

除非另有說明，此報告結果僅對測試之樣品負責，同時此樣品僅保留90天。本報告未經本公司書面許可，不可部份複製。

This document is issued by the Company subject to its General Conditions of Service printed overleaf, available on request or accessible at <http://www.sgs.com.tw/Terms-and-Conditions> and for electronic format documents, subject to Terms and Conditions for Electronic Documents at <http://www.sgs.com.tw/Terms-and-Conditions>. Attention is drawn to the limitation of liability, indemnification and jurisdiction issues defined therein. Any holder of this document is advised that information contained hereon reflects the Company's findings at the time of its intervention only and within the limits of Client's instructions, if any. The Company's sole responsibility is to its Client and this document does not exonerate parties to a transaction from exercising all their rights and obligations under the transaction documents. This document cannot be reproduced except in full, without prior written approval of the Company. Any unauthorized alteration, forgery or falsification of the content or appearance of this document is unlawful and offenders may be prosecuted to the fullest extent of the law.

SGS Taiwan Ltd.

No.134,Wu Kung Road, New Taipei Industrial Park, Wuku District, New Taipei City, Taiwan/新北市五股區新北產業園區五工路 134 號

台灣檢驗科技股份有限公司

t (886-2) 2299-3279

f (886-2) 2298-0488

www.sgs.com.tw

Member of SGS Group

Report No. : TESA2212000576E5

## Measurement Report

Dipole\_D1750-SN: 1008

Ambient temperature: 22.2°C; Liquid temperature: 21.3°C

## Exposure Conditions

Phantom Section, TSL	Position, Test Distance [mm]	Conversion Factor	TSL Conductivity [S/m]	TSL Permittivity
Flat, HSL	FRONT, 10.00	9.19	1.421	40.999

## Hardware Setup

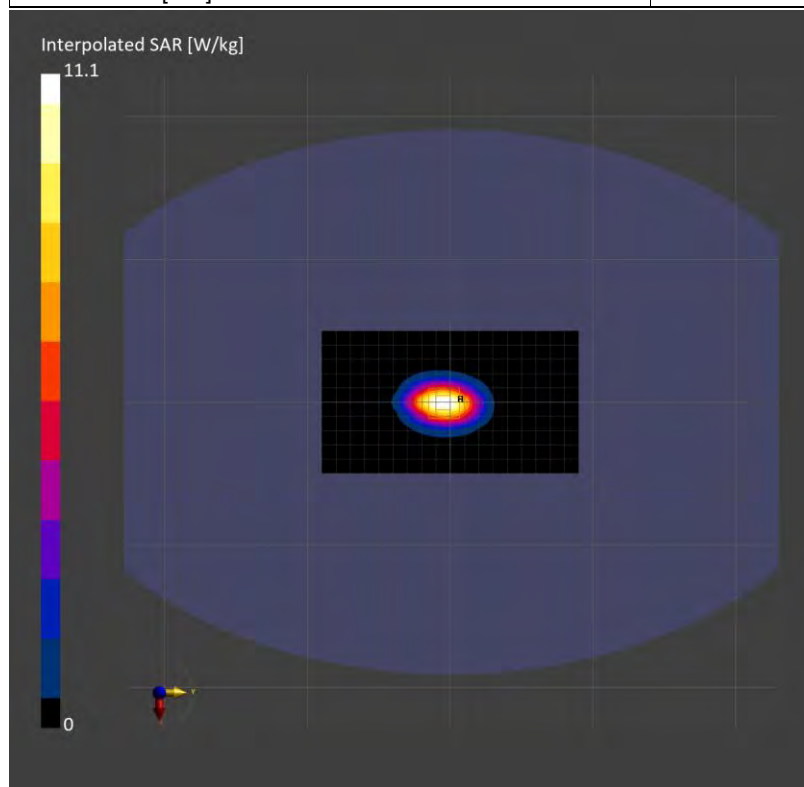
Phantom	Probe, Calibration Date	DAE, Calibration Date
ELI	EX3DV4 - SN7686, 2022-09-27	DAE4 Sn547, 2022-03-23

## Scans Setup

	Area Scan	Zoom Scan
Grid Extents [mm]	100.0 x 180.0	30.0 x 30.0 x 30.0
Grid Steps [mm]	10.0 x 10.0	5.0 x 5.0 x 5.0
Sensor Surface [mm]	3.0	1.4

## Measurement Results

	Area Scan	Zoom Scan
Date	2023-1-12	2023-1-12
psSAR1g [W/kg]	9.02	9.25
psSAR8g [W/kg]	5.26	5.42
psSAR10g [W/kg]	4.84	5.00
Power Drift [dB]	-0.02	-0.04
M2/M1 [%]		57.2
Dist 3dB Peak [mm]		10.0



Unless otherwise stated the results shown in this test report refer only to the sample(s) tested and such sample(s) are retained for 90 days only.

除非另有說明，此報告結果僅對測試之樣品負責，同時此樣品僅保留90天。本報告未經本公司書面許可，不可部份複製。

This document is issued by the Company subject to its General Conditions of Service printed overleaf, available on request or accessible at <http://www.sgs.com.tw/Terms-and-Conditions> and for electronic format documents, subject to Terms and Conditions for Electronic Documents at <http://www.sgs.com.tw/Terms-and-Conditions>. Attention is drawn to the limitation of liability, indemnification and jurisdiction issues defined therein. Any holder of this document is advised that information contained hereon reflects the Company's findings at the time of its intervention only and within the limits of Client's instructions, if any. The Company's sole responsibility is to its Client and this document does not exonerate parties to a transaction from exercising all their rights and obligations under the transaction documents. This document cannot be reproduced except in full, without prior written approval of the Company. Any unauthorized alteration, forgery or falsification of the content or appearance of this document is unlawful and offenders may be prosecuted to the fullest extent of the law.

SGS Taiwan Ltd.

No.134,Wu Kung Road, New Taipei Industrial Park, Wuku District, New Taipei City, Taiwan/新北市五股區新北產業園區五工路 134 號

台灣檢驗科技股份有限公司

t (886-2) 2299-3279

f (886-2) 2298-0488

www.sgs.com.tw

Member of SGS Group

Report No. : TESA2212000576E5

## Measurement Report

Dipole\_D1900-SN: 5d173

Ambient temperature: 22.2°C; Liquid temperature: 21.3°C

## Exposure Conditions

Phantom Section, TSL	Position, Test Distance [mm]	Conversion Factor	TSL Conductivity [S/m]	TSL Permittivity
Flat, HSL	FRONT, 10.00	8.8	1.458	40.92

## Hardware Setup

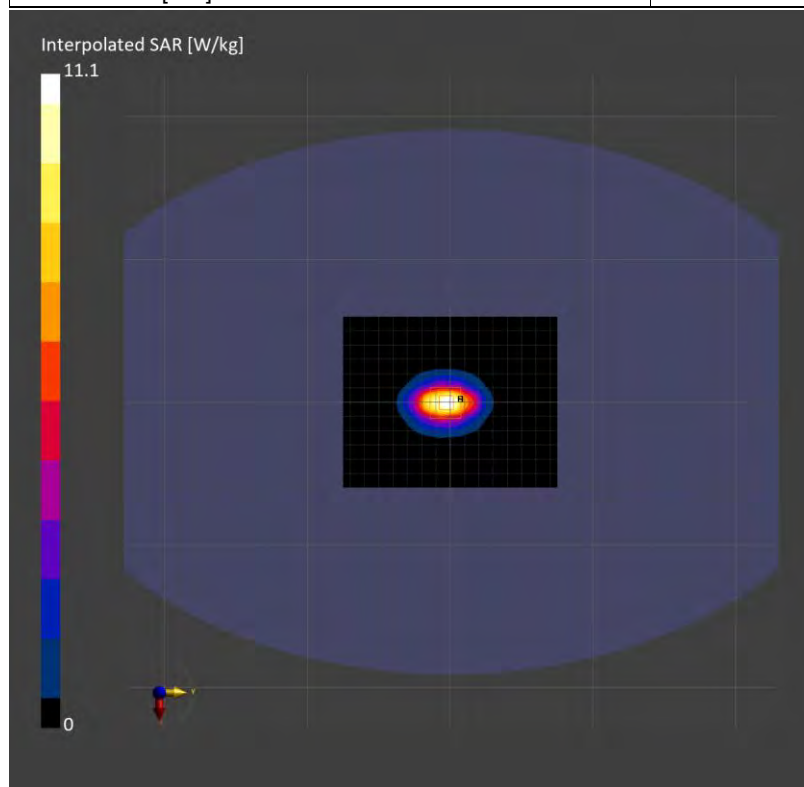
Phantom	Probe, Calibration Date	DAE, Calibration Date
ELI	EX3DV4 - SN7686, 2022-09-27	DAE4 Sn547, 2022-03-23

## Scans Setup

	Area Scan	Zoom Scan
Grid Extents [mm]	120.0 x 150.0	30.0 x 30.0 x 30.0
Grid Steps [mm]	15.0 x 15.0	5.0 x 5.0 x 5.0
Sensor Surface [mm]	3.0	1.4

## Measurement Results

	Area Scan	Zoom Scan
Date	2023-1-12	2023-1-12
psSAR1g [W/kg]	8.84	9.57
psSAR8g [W/kg]	4.99	5.52
psSAR10g [W/kg]	4.56	5.09
Power Drift [dB]	-0.03	-0.05
M2/M1 [%]		57.2
Dist 3dB Peak [mm]		10.1



Unless otherwise stated the results shown in this test report refer only to the sample(s) tested and such sample(s) are retained for 90 days only.

除非另有說明，此報告結果僅對測試之樣品負責，同時此樣品僅保留90天。本報告未經本公司書面許可，不可部份複製。

This document is issued by the Company subject to its General Conditions of Service printed overleaf, available on request or accessible at <http://www.sgs.com.tw/Terms-and-Conditions> and for electronic format documents, subject to Terms and Conditions for Electronic Documents at <http://www.sgs.com.tw/Terms-and-Conditions>. Attention is drawn to the limitation of liability, indemnification and jurisdiction issues defined therein. Any holder of this document is advised that information contained hereon reflects the Company's findings at the time of its intervention only and within the limits of Client's instructions, if any. The Company's sole responsibility is to its Client and this document does not exonerate parties to a transaction from exercising all their rights and obligations under the transaction documents. This document cannot be reproduced except in full, without prior written approval of the Company. Any unauthorized alteration, forgery or falsification of the content or appearance of this document is unlawful and offenders may be prosecuted to the fullest extent of the law.

SGS Taiwan Ltd.

No.134,Wu Kung Road, New Taipei Industrial Park, Wuku District, New Taipei City, Taiwan/新北市五股區新北產業園區五工路 134 號

台灣檢驗科技股份有限公司

t (886-2) 2299-3279

f (886-2) 2298-0488

www.sgs.com.tw

Member of SGS Group

## 12 APPENDIXES

**Refer to separated files for the following appendixes.**

**12.1 SAR\_Appendix A Photographs**

**12.2 SAR\_Appendix B DAE & Probe Cal. Certificate**

**12.3 SAR\_Appendix C Phantom Description & Dipole Cal. Certificate**

**- End of report -**

Unless otherwise stated the results shown in this test report refer only to the sample(s) tested and such sample(s) are retained for 90 days only.

除非另有說明，此報告結果僅對測試之樣品負責，同時此樣品僅保留90天。本報告未經本公司書面許可，不可部份複製。

This document is issued by the Company subject to its General Conditions of Service printed overleaf, available on request or accessible at <http://www.sgs.com.tw/Terms-and-Conditions> and for electronic format documents, subject to Terms and Conditions for Electronic Documents at <http://www.sgs.com.tw/Terms-and-Conditions>. Attention is drawn to the limitation of liability, indemnification and jurisdiction issues defined therein. Any holder of this document is advised that information contained hereon reflects the Company's findings at the time of its intervention only and within the limits of Client's instructions, if any. The Company's sole responsibility is to its Client and this document does not exonerate parties to a transaction from exercising all their rights and obligations under the transaction documents. This document cannot be reproduced except in full, without prior written approval of the Company. Any unauthorized alteration, forgery or falsification of the content or appearance of this document is unlawful and offenders may be prosecuted to the fullest extent of the law.

SGS Taiwan Ltd.

No.134,Wu Kung Road, New Taipei Industrial Park, Wuku District, New Taipei City, Taiwan/新北市五股區新北產業園區五工路 134 號

台灣檢驗科技股份有限公司

t (886-2) 2299-3279

f (886-2) 2298-0488

[www.sgs.com.tw](http://www.sgs.com.tw)

Member of SGS Group