

Appendix D







Photographs

1. SAR measurement System
2. Photographs of Tissue Simulate Liquid
3. Photographs of EUT test position
4. EUT Constructional Details

1. SAR measurement System



3. Photographs of EUT test position

Photo 2: Front side	Photo 3: Back side
	
Photo 4: Left side	Photo 5: Right side
	
Photo 6: Top side	Photo 7: Bottom side
	

4. EUT Constructional Details

Details please Refer to Appendix – Photographs for SZCR2406002298AT.

- End of the Appendix –