

MYWELLNESS KIOSK



USER MANUAL

The User Manual was written in the Manufacturer's original language and then translated into the language of the country of use. It is an integral part of the product kit.

Technogym reserves the right to modify its products and documentation at any time and without notice.

Technogym s.p.a. will accept responsibility for the product only if the following precautions are observed:

- The product is used in compliance with its specifications.
- Every part of the User Manual has been carefully read.
- The place of installation meets the requirements in the User Manual.
- The electrical system conforms to the standards and legal requirements in the country of use.
- Towels or other items are not placed on the product.

Contents

Safety warnings.....	4
Description of the product.....	6
Technical characteristics	8
Mains connection and switching on.....	10
Lifting and moving the product.....	12
Routine maintenance	13
Replacing the fuse	14
Manufacturer and product identification.....	15
Technical Service	16
Storing and disposing of the product.....	17
Disposing of the battery.....	18

Safety warnings

Please read all instructions before using the product. These were written to ensure the safety of the user and to protect the product.

When using an electrical appliance, basic precautions should be always followed, including those listed below.



WARNING. To reduce the risk of electric shock, always remove the plug from the electrical socket immediately after using and before cleaning or performing any maintenance procedures.



WARNING. To reduce the risk of burns, fire, electric shock or injury to persons, take the following precautions.

The product should never be left unattended when plugged in. Unplug the product from the power socket when not in use, before cleaning it, and before installing or removing electrical parts.

Do not allow children to have unsupervised access to the product.

The product is only to be used for the purpose for it was designed and built, that is to provide information about the workout sheet, the type of exercises and the results of the workout. Any other use should be considered incorrect and therefore dangerous.

Do not use any accessories other than those recommended by Technogym.

Never turn on the product if it has a damaged cable or plug, if it is not working correctly, if it has been knocked over or damaged, or if it has fallen into water. In these circumstances, contact the Technogym Technical Support Service.

Do not pull the product by the power cable or use the cable as a handle.

Keep the power cable away from heated surfaces.

Never drop or insert any object into any opening.

To disconnect the power, move all the controls to the off position then disconnect the plug from the socket.

Fully assemble the product before using it. Check the product before each use. Do not continue to use the product if it is not working properly.

Assemble and use the product only on a solid and flat surface.

Keep all the components (such as the power cable and the on/off switch) away from liquid substances, to avoid all risk of electric shock.

Do not use the product outdoors. Do not leave the product outside exposed to the elements. Do not expose the product to jets of water.

Keep the product in good working condition. If you see signs of wear, contact Technogym technical support service.

Do not attempt any maintenance work on the product other than the operations described in the user manual.

The installation, maintenance and setting operations must be carried out by qualified Technogym staff or persons authorised by Technogym.

The electrical system must conform to the standards and legal requirements in the country of use.

Do not place anything on the screen.

Technogym is not responsible for any harm due to any failures or damage caused by unauthorized maintenance, misuse, accident, negligence, improper assembly or installation, debris resulting from any construction activities in the area where the unit is used, rust or corrosion as a result of the product's location, alterations or modifications without Technogym written authorization or for failure on your part to use, operate and maintain the unit as set out in this User Manual.

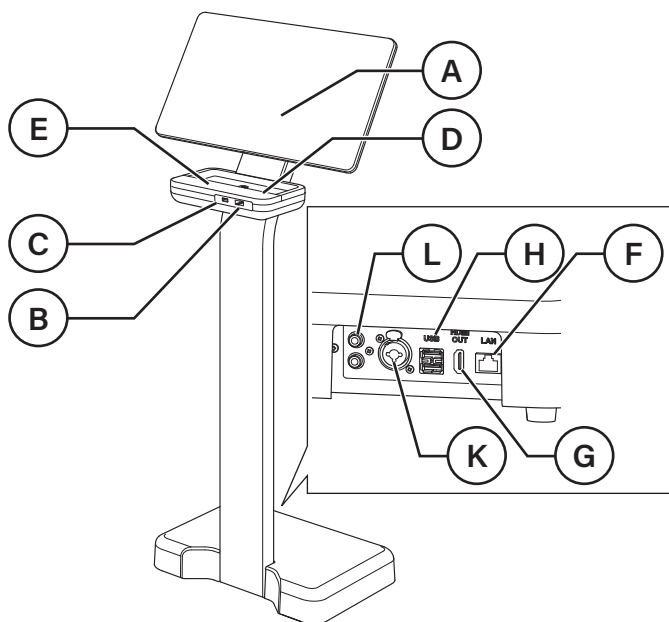
SAVE THESE INSTRUCTIONS

Description of the product

- A. 22" full HD touch screen
- B. Technogym key socket
- C. USB port
- D. NFC sensor for the Mywellness band and smartphone
- E. Wireless charger
- F. Network or LAN socket for the Ethernet connection
- G. Socket for the HDMI 1.4 connector (up to 4k)
- H. USB service ports
- K. Microphone input socket. The microphone can be connected with a 6 mm jack, or a 3-pin XLR connector.
- L. Audio stereo output for speakers. RCA connectors

The device is compatible with Bluetooth® 5.0, to connect a microphone and smartphone.

To view the heart rate of the users, use an ANT+ heart rate monitor and install WASP-N (North Pole).



Wireless charger

Use a smartphone with Qi certification.

Place the smartphone correctly in the battery charger. The smartphone may not charge correctly if it is not positioned correctly on the charging surface.

Depending on the position of the wireless battery charger coil, the smartphone may not charge correctly.

The wireless battery charger is not compatible with quick charge.

Wireless charging may not function correctly if the smartphone has a thick case. If the case is thick, remove it before placing the smartphone on the wireless battery charger.

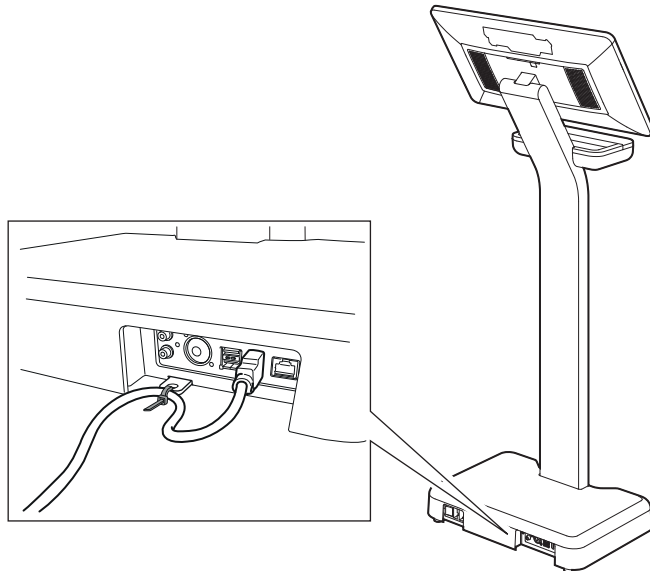
Do not leave the smartphone unmonitored on the battery charger.

Do not place other items between the smartphone and the wireless battery charger.

Do not leave magnetic cards near the battery charger. Magnetic cards, including credit cards and boarding cards can be damaged by magnetic fields.

Do not use the battery charger for purposes other than what is intended.

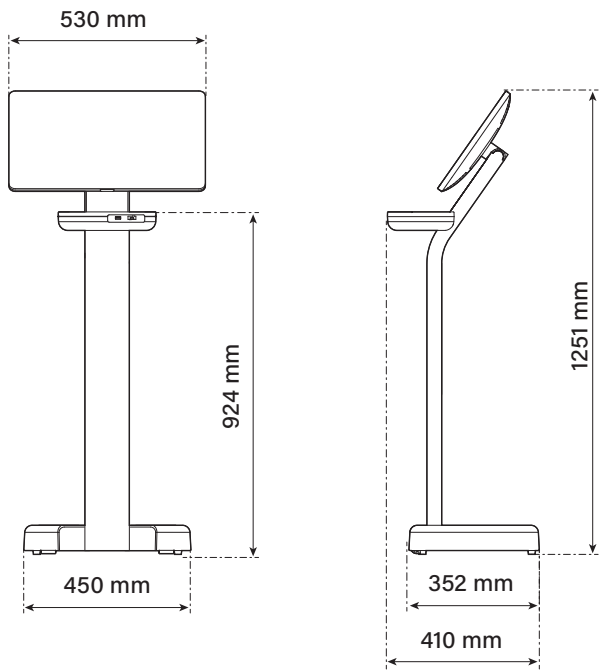
It is recommended to secure the HDMI cable to the appropriate slot with a cable tie.



Technical characteristics

Power supply	100÷240 Vac 50/60 Hz 2.0 - 1.0A
Fuse	4A - 250V Littelfuse: 216004; Cooper Bussmann: S501-4-R; Schurter: 00011010, 0034.1522; Bel Fuse: 5HF 4-R, 5SF 4-R
Electric class	I
Risk class	Ila
Protection rating	IP20
Operating temperature	Between +5 and +30°C
Device weight	24,5 kg

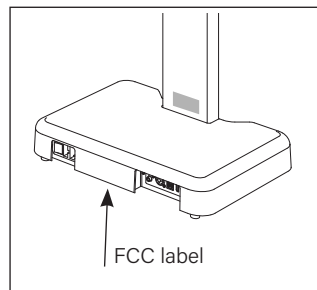
The Mywellness Kiosk is a commercial device intended for residential and professional use indoors.



FCC Regulatory Notices

This device complies with part 15 of the FCC Rules. Operation is subject to the following two conditions:

- 1 - the device may not cause harmful interference; and
- 2 - the device must accept any interference received, including interference that may cause undesired operation.



NOTE. Changes or modifications made to this equipment not expressly approved by the manufacturer may void the FCC authorization to operate this equipment.

NOTE. This equipment has been tested and found to comply with the limits for a Class B digital device, pursuant to part 15 of the FCC Rules. These limits are designed to provide reasonable protection against harmful interference in a residential installation.

This equipment generates, uses and can radiate radio frequency energy and, if not installed and used in accordance with the instructions, may cause harmful interference to radio communications. However, there is no guarantee that interference will not occur in a particular installation. If this equipment does cause harmful interference to radio or television reception, which can be determined by turning the equipment off and on, the user is encouraged to try to correct the interference by one or more of the following measures:

- Reorient or relocate the receiving antenna.
- Increase the separation between the equipment and receiver.
- Connect the equipment into an outlet on a circuit different from that to which the receiver is connected.
- Consult the dealer or an experienced radio/ TV technician for help.

ISED Canada Regulatory Notices

This device contains licence-exempt transmitter(s)/receiver(s) that comply with Innovation, Science and Economic Development Canada's licence-exempt RSS(s). Operation is subject to the following two conditions:

- 1 - the device may not cause harmful interference;
- 2 - this device must accept any interference, including interference that may cause undesired operation of the device.

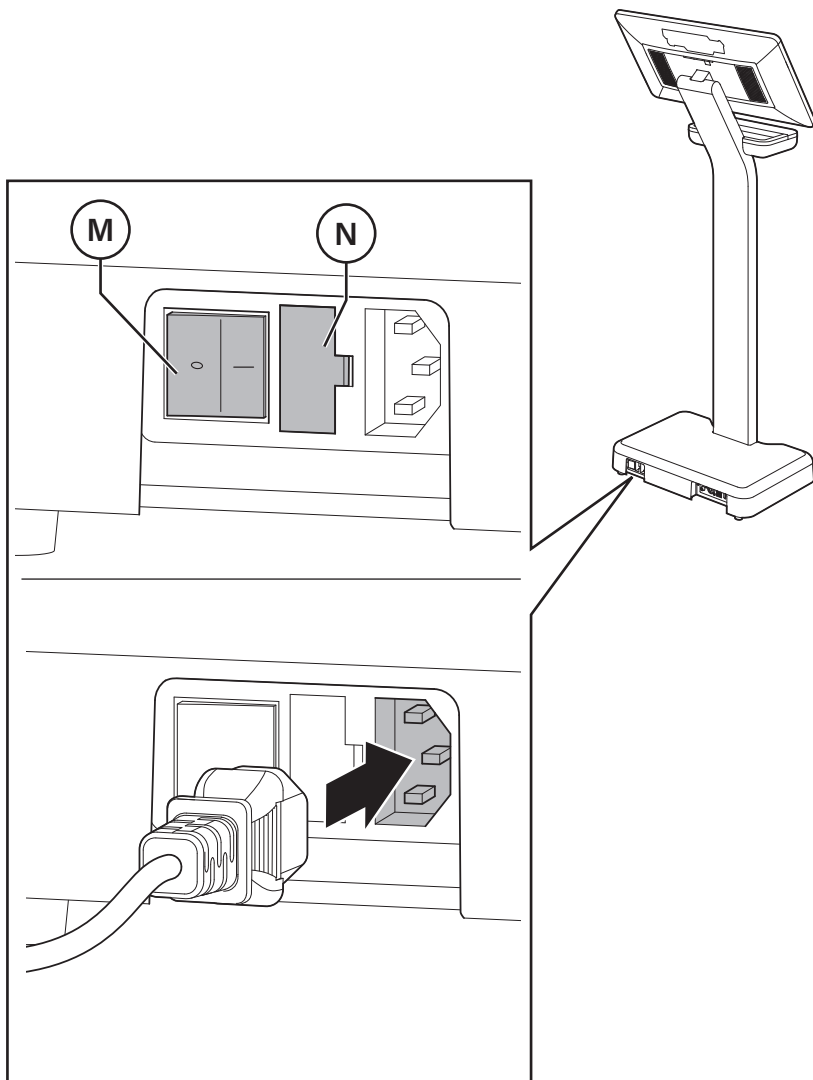
RF Exposure information (SAR)

This equipment complies with FCC and ISED Canada (RSS-102) radiation exposure limits set forth for extremity SAR and use in contact with it. The highest SAR value when tested at a separation distance of 0 mm for extremity use is 1.52 W/kg against a limit of 4.0 W/kg.

Mains connection and switching on

M. Main switch. Turns the device power supply voltage on and off.

N. Fuse. Protects the electrical components of the device.



Before connecting the device to the mains power supply, ensure that the electrical system specifications comply with current regulations.

Check that the mains voltage corresponds to what is indicated on the product identification label.

Plug the power cable into the product socket first and then into the wall socket.

When plugging it in, the switch must be in the **0** position, that is the product must be off.

If the switch is in the **0** position, the product is off; if the switch is in the **I** position, the product is on.



DANGER. The power supply cable plug must be connected to a socket that is properly earthed. If not, an earth connection must be installed by a qualified electrician before connecting the device to the mains electricity. If the product operates poorly or malfunctions, the earth connection reduces the risk of electric shock.

The power supply cable must be positioned such not to create a hazard for persons.

The wall socket must be located in a place where the unit may be easily plugged in and unplugged.

Periodically check the condition of the power supply cable.

It is recommended to use a wall socket that is used exclusively for the product.

Lifting and moving the product

The product has two mono-directional wheels.

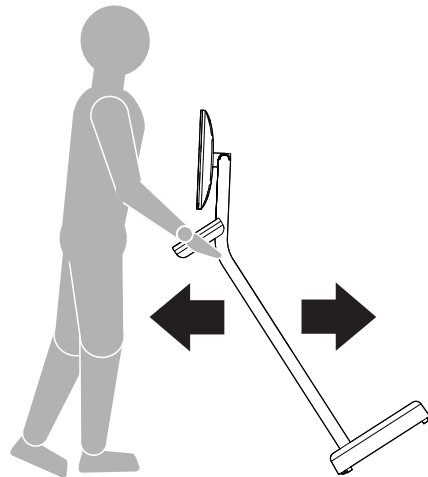
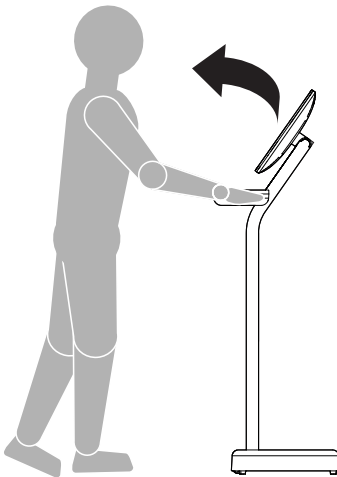
To move it, grasp the storage compartment and turn the product towards you until the wheels are firmly on the ground.

Do not use the screen as a gripping point for movement.



WARNINGS. Move the product very carefully, because it could become unstable and tip over.

Disconnect all the cables from the sockets before moving the product.



Routine maintenance

Routine maintenance involves correctly cleaning all parts of the machine.

Use non-aggressive solvents. Before pouring liquid detergents, turn off the product and disconnect the power supply cable from the socket.

The safety of the product is assured only if it is carefully inspected every two weeks for any signs of damage and/or wear.

Replace defective and worn components immediately, or alternatively remove the product from service.

Replacing the fuse



DANGER. Turn off the product before replacing the fuse. Turn the switch to 0 and disconnect the power supply plug from the container.

Press the lever to extract the fuse holder (**P**).


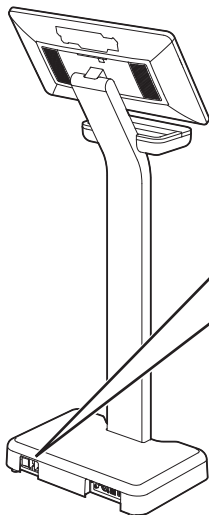
Replace the burnt fuse with the new one that is provided (4A (F) 250V).

Refit the fuse holder in its seat, making sure it snaps in correctly.

The product is supplied with 2 fuses.

Electrical specifications of the fuse: 4A (F) 250 V

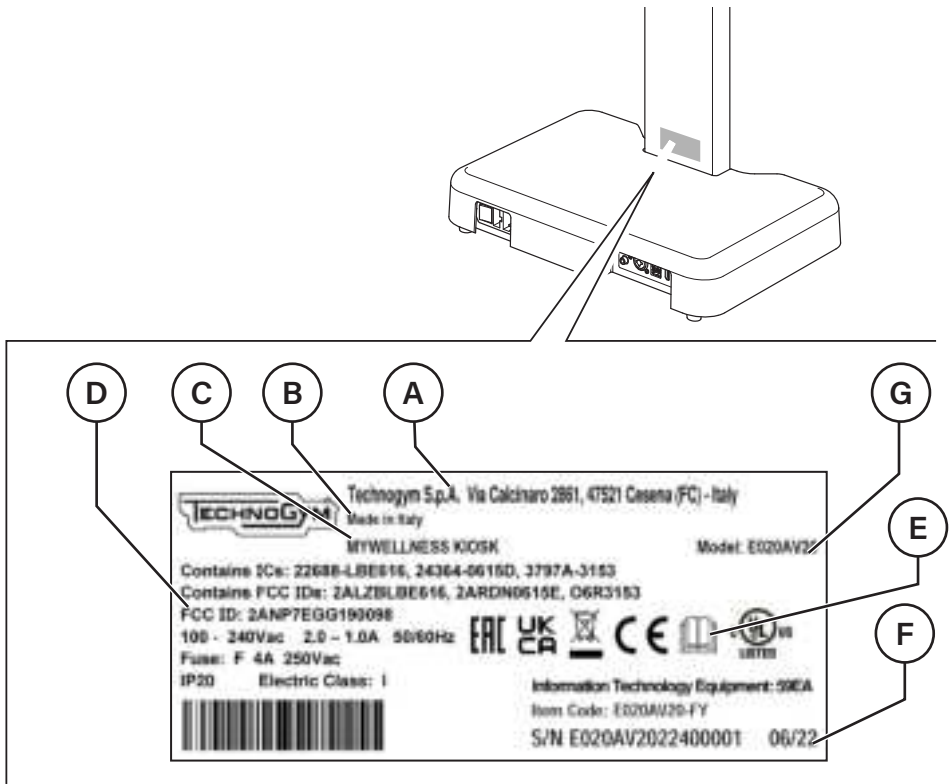
When replacing, only use fuses with the same electrical specifications, an identical value and that are certified.



Manufacturer and product identification

- A. Manufacturer's name and address
- B. Manufacturer location
- C. Description of the product
- D. Electrical specifications
- E. Consultation of user manual required
- F. Serial number and date of manufacture
- G. Product model

The values shown in the drawing are indicative. check the label on the product for the correct information.



Technical Service

When you contact the Technogym Technical Support Service, you must give the following information:

- product model (**G**)
- date of purchase
- serial number (**F**)
- a precise description of the problem.

Any work on the product by persons unauthorised by Technogym will invalidate the warranty.



<https://www.technogym.com/int/contacts/>
Tel.: +39 0547 56047

Storing and disposing of the product

If not used for a long period of time, we recommend storing the product:

- in a clean and dry place, covered with a cloth to protect it from dust;
- at a room temperature between -10°C and +70°C and relative humidity between 20% and 90%.

During any long periods when it is not used, disconnect the power supply cable to turn it off.

Check that the product does not create any type of hazard; do not let children play with the product.

The product must not be disposed of in the environment, in public areas, or private areas used for public purposes.

The product is made from recyclable materials such as steel, aluminium and plastic, which must be disposed of in the manner prescribed by the urban refuse collection regulations in force, by firms specialised in urban and environmental hygiene.

Waste deriving from electrical and electronic equipment must not be disposed of as urban waste. A specific disposal system involving suitable processing, recovery and recycling in compliance with the regulations in force, is provided for this kind of waste.

Illegal dumping or improper use of electrical and electronic equipment waste may cause serious damage to the environment and have repercussions on people's health.

Under the provisions put into effect by the European Union Member States, private citizens resident within the European Community may take used electrical and electronic equipment to authorised collection centres.

If the product is used for professional purposes, contact your reseller or the Technogym Customer Service, in the various Countries, to arrange for collection and disposal of waste from electrical and electronic equipment.

For disposal of electrical and electronic equipment in Countries outside the European Union, contact your local authorities.

Average life of the device: 10 years.

Disposing of the battery

The product contains a lithium battery. The battery is made of non-recyclable materials. Do not dispose of the battery in the environment.

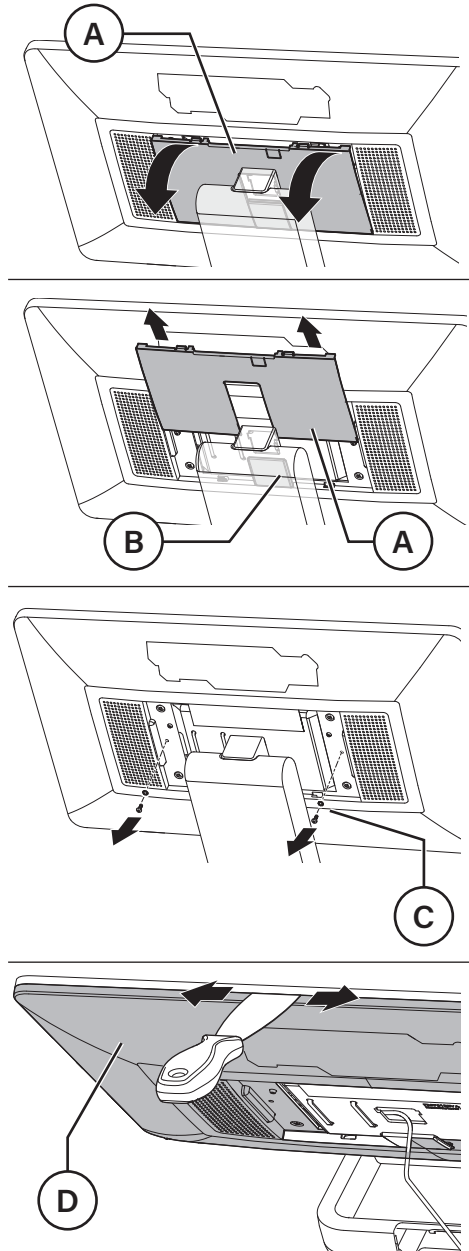
The battery must be disposed of in compliance with the local regulations. Contact firms specialised in urban and environmental hygiene.

Observe the following instructions to remove the battery safely.

Remove the cover (A) and the tab (B).

Remove the screws (C).

Release the cover (D) from its seat.

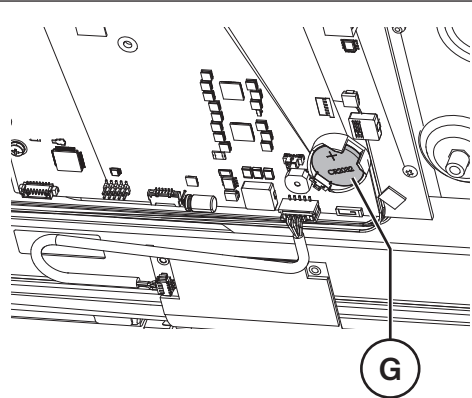
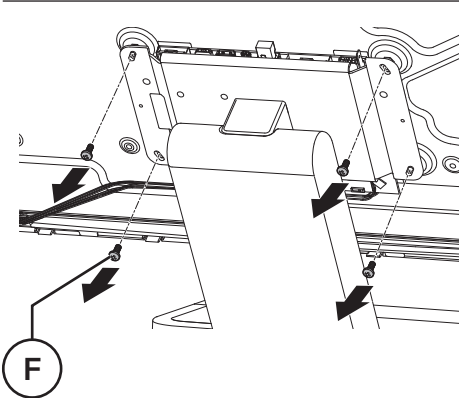

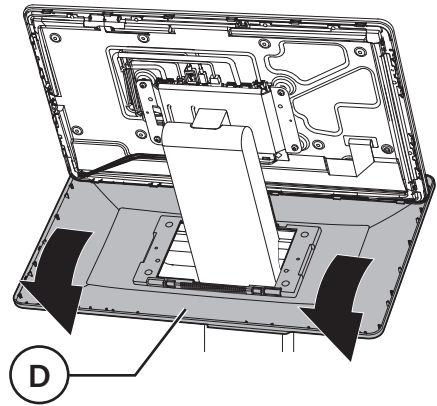


Turn the cover **(D)** and place it on the storage compartment.

Remove the connectors **(E)**.

Unscrew the screws **(F)**.

Remove the battery **(G)**.



Mywellness Kiosk_en
OSM01173AB
July 2022

