

RF exposure statement

This equipment complies with the FCC radiation exposure limits set forth for an uncontrolled environment. This transmitter must not be co-located or operating in conjunction with any other antenna or transmitter.

FCC Warning

This device complies with Part 15 of the FCC Rules. Operation is subject to the following two conditions:

(1) This device may not cause harmful interference, and (2) this device must accept any interference received, including interference that may cause undesired operation.

Note: This equipment has been tested and found to comply with the limits for a Class B digital device, pursuant to part 15 of the FCC Rules. These limits are designed to provide reasonable protection against harmful interference in a residential installation. This equipment generates, uses and can radiate radio frequency energy and, if not installed and used in accordance with the instructions, may cause harmful interference to radio communications.

However, there is no guarantee that interference will not occur in a particular installation. If this equipment does cause harmful interference to radio or television reception, which can be determined by turning the equipment off and on, the user is encouraged to try to correct the interference by one or more of the following measures:

- Reorient or relocate the receiving antenna.
- Increase the separation between the equipment and receiver.
- Connect the equipment into an outlet on a circuit different from that to which the receiver is connected.
- Consult the dealer or an experienced radio/TV technician for help.


NOTE 2: Any changes or modifications to this unit not expressly approved by the party responsible for compliance could void the user's authority to operate the equipment.

60090166 Transmitter Instruction

Version: A/00

Instruction Of Buttons

Note: After the operation is completed, after the back cover of the emitter is closed, please screw on Turnbuckle of the back cover.

**Technical specification**

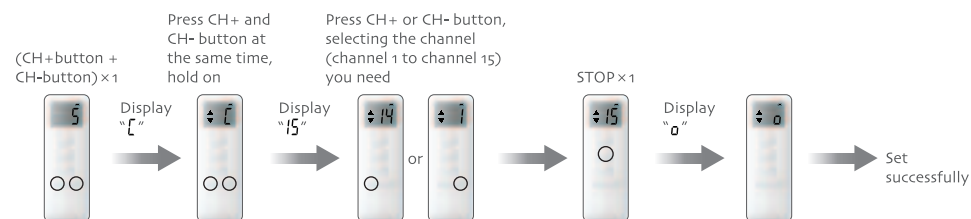
Battery: 3V (CR2450)	Battery life (standby): about 2 years	Radio frequency: 433.92 MHz
Working temperature: -10°C~50°C	Radio range: 150 meters outdoor, 40 meters indoor	

Warning

- 1, Emitter couldn't expose to moisture or be struck heavily, or else the emitter life will be affected;
- 2, If the emitter is not so sensitive or the radio range becomes shorter, pls check whether to change the battery;
- 3, The power display is divided into 4 levels, 2.9V or more full, 2.8~2.9V display two grids, 2.6V~2.8V display one grid, and 2.6V below is empty;
- 4, Under uni-directional mode, if you press any button more than 20s, while under bi-directional mode, you press any button 5s, the emitter will stop sending radio signals;
- 5, It's forbidden to use different type battery to avoid any dangerous risk;
- 6, Dispose of used batteries properly.

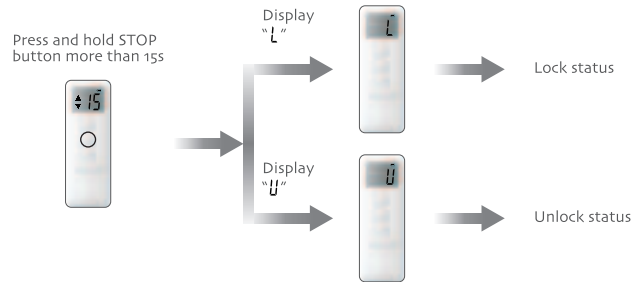
Effective Channel Selection

Note: In the setting state, press the OPEN or CLOSE button you can exit quickly. If you want to change the valid channels, reset it.



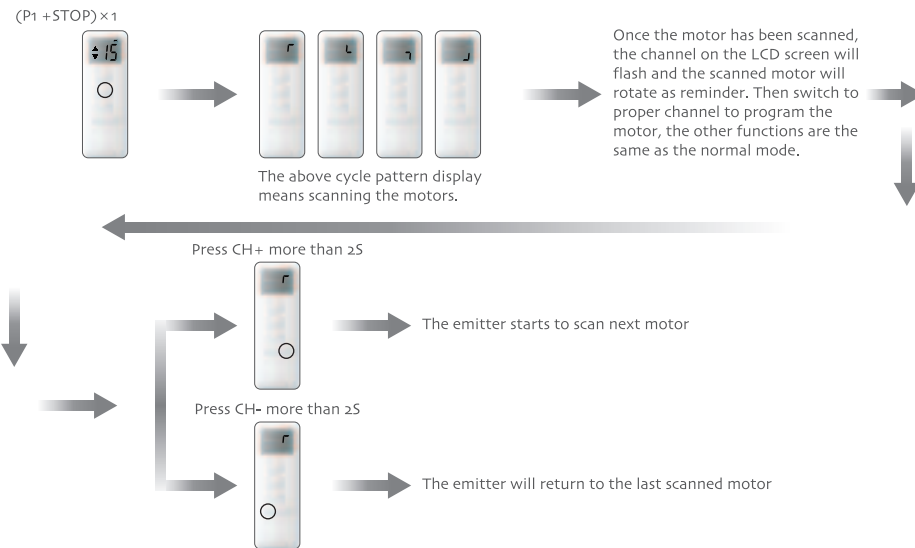
Combination Button Lock / Unlock Operation

Note: 1,The factory default is unlock status, repeat same operation to switch status circularly. 2,Under lock status, the combination buttons don't work; Under unlock status, the combination buttons will work normally. 3,Only the transmitting code will be affected if the combination buttons are locked.



Scanning And Programming Operation

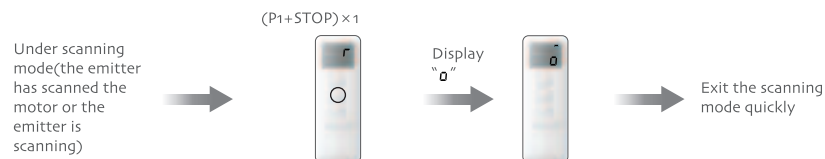
Note: 1,Both setting buttons (P1 and P2) on the back can be operated. 2,Even the combination buttons are locked, the scanning still works. 3,One remote can scan max. 15pcs motors. 4,If more than 90s, the remote doesn't search any motors, it will exit the scanning operation automatically. 5,If one motor has been searched but without any valid operation within 90s, it will exit this motor and scan next motor automatically.



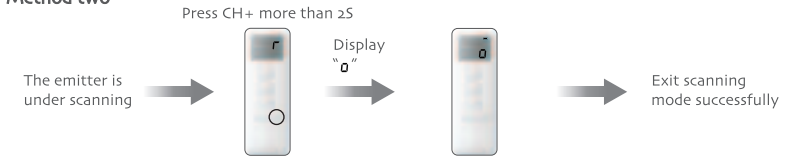
Exit Scanning And Programming Operation

Method one

Note: Both setting buttons (P1 and P2) on the back can be operated.



Method two



Wind-sun Function

Note: This feature is only available for receivers with a wind-sun function.

