**RF EXPOSURE EVALUATION**
Maximal Permissible Exposure [MPE]**Applicant Name:**
Samsung Electronics Co., Ltd.
129, Samsung-ro,
Yeongtong-gu, Suwon-si
Gyeonggi-do, 16677, Korea**Date of Testing:**
07/19/2021 – 08/18/2021
Test Site/Location:
PCTEST KOREA Lab. Yongin-si, Gyeonggi-do, Korea
Test Report Serial No.:
8K21071202-01-R1.A3L**FCC ID:** A3LRF4437D-25C
APPLICANT: Samsung Electronics Co., Ltd.**Application Type:** Certification
Model: RF4437d-25C
EUT Type: RRU(RF4437d)
FCC Classification: PCS Licensed Transmitter
FCC Rule Part(s): FCC Part 1 (§1.1310) and Part 2 (§2.1091)
Test Procedure(s): KDB 447498 D01



This revised Test Report (S/N: 8K21071202-01-R1.A3L) supersedes and replaces the previously issued test report (S/N: 8K21071202-01.A3L) on the same subject device for the same type of testing as indicated. Please discard or destroy the previously issued test report(s) and dispose of it accordingly.

This equipment has been shown to be capable of compliance with the applicable technical standards as indicated in the measurement report and was tested in accordance with the measurement procedures specified in §2.947. Test results reported herein relate only to the item(s) tested.

I attest to the accuracy of data. All measurements reported herein were performed by me or were made under my supervision and are correct to the best of my knowledge and belief. I assume full responsibility for the completeness of these measurements and vouch for the qualifications of all persons taking them.

Prepared by

Reviewed by

FCC ID: A3LRF4437D-25C	 PCTEST Proud to be part of element	MAXIMUM PERMISSIBLE EXPOSURE REPORT		Approved by: Technical Manager
Test Report S/N: 8K21071202-01-R1.A3L	Test Dates: 07/19/2021-08/18/2021	EUT Type: RRU(RF4437d)		Page 1 of 8




© 2021 PCTEST

PK-QP-16-09 Rev.03

All rights reserved. Unless otherwise specified, no part of this report may be reproduced or utilized in any part, form or by any means, electronic or mechanical, including photocopying and microfilm, without permission in writing from PCTEST Engineering Laboratory, LLC. If you have any questions about this international copyright or have an enquiry about obtaining additional rights to this report or assembly of contents thereof, please contact INFO@PCTEST.COM.

T A B L E O F C O N T E N T S

1.0	RF EXPOSURE EVALUATION – MAXIMUM PERMISSIBLE EXPOSURE (MPE)	3
1.1	Introduction	3
1.2	EUT Description	4
1.3	MPE Requirements Overview	5
1.4	Procedure	6
2.0	CONCLUSION	8

FCC ID: A3LRF4437D-25C	 PCTEST Proud to be part of  element	MAXIMUM PERMISSIBLE EXPOSURE REPORT		Approved by: Technical Manager
Test Report S/N: 8K21071202-01-R1.A3L	Test Dates: 07/19/2021-08/18/2021	EUT Type: RRU(RF4437d)	Page 2 of 8	

1.0 RF EXPOSURE EVALUATION – MAXIMUM PERMISSIBLE EXPOSURE (MPE)



1.1 Introduction

This document is prepared to show compliance with the RF Exposure requirements as required in §1.1310 of the FCC Rules and Regulations.

The limit for Maximum Permissible Exposure (MPE), specified in FCC §1.1310, is listed in Table 1-1. According to FCC §1.1310: the criteria listed in the following table shall be used to evaluate the environmental impact of human exposure to radio-frequency (RF) radiation as specified in §1.1307(b).

Frequency Range (MHz)	Electric Field Strength (V/m)	Magnetic Field Strength (A/m)	Power Density (mW/cm ²)	Average Time (Minutes)
(A) Limits For Occupational / Control Exposures (f = frequency)				
30-300	61.4	0.163	1.0	6
300-1500	f/300	6
1500-100,000	5.0	6
(B) Limits For General Population / Uncontrolled Exposure (f = frequency)				
30-300	27.5	0.073	0.2	30
300-1500	f/1500	30
1500-100,000	1.0	30

Table 1-1. Limits for Maximum Permissible Exposure (MPE)



FCC ID: A3LRF4437D-25C		MAXIMUM PERMISSIBLE EXPOSURE REPORT		Approved by: Technical Manager
Test Report S/N: 8K21071202-01-R1.A3L	Test Dates: 07/19/2021-08/18/2021	EUT Type: RRU(RF4437d)	Page 3 of 8	

1.2 EUT Description

The Equipment Under Test (EUT) is the **Samsung RRU(RF4437d) FCC ID: A3LRRF4437D-25C**. The test data contained in this report pertains only to the emissions due to the EUT's licensed transmitters that operate under the provisions of Part 24 and 27.

This device supports the following conditional features:

EUT Type:	RRU(RF4437d)		
Model Name:	RF4437d-25C		
Test Device Serial No.:	S617628270		
Device Capabilities:	FD-LTE		
Operating Band/Frequency Range:	Band	Tx (Downlink)	Rx (Uplink)
	B2:	1930 MHz to 1990 MHz	1850 MHz to 1910 MHz
	B66:	2110 MHz to 2180 MHz	1710 MHz to 1780 MHz
Supported Number of Carriers:	Max. 3 carriers in band 2 Max. 4 carrier in band 66		
Supported Modulation:	LTE: QPSK(E-TM 1.1), 16QAM(E-TM 3.2), 64QAM(E-TM 3.1), 256QAM(E-TM 3.1a)		
Supported Channel Bandwidth:	5MHz, 10MHz, 15MHz, and 20MHz		
Number of Antenna ports	4		
Supported Configurations:	Single carrier, Multi-carrier, Multi-band operation		
Input Voltage:	-48 VDC		
Antenna:	<input type="checkbox"/> Internal antenna <input checked="" type="checkbox"/> External antenna		
Antenna Peak Gain:	Max. 12.5 dBi (11.5 dBi \pm 1dB)		

FCC ID: A3LRF4437D-25C	 PCTEST <small>Proud to be part of element</small>	MAXIMUM PERMISSIBLE EXPOSURE REPORT		Approved by: Technical Manager
Test Report S/N: 8K21071202-01-R1.A3L	Test Dates: 07/19/2021-08/18/2021	EUT Type: RRU(RF4437d)	Page 4 of 8	

1.3 MPE Requirements Overview

Three different categories of transmitters are defined by the FCC KDB 447498 D01. These categories are fixed installation, mobile and portable and are defined as follows:



- **Fixed Installations:** fixed location means that the device, including its antenna, is physically secured at a permanent location and is not able to be easily moved to another location. Additionally, distance to humans from the antenna is maintained to at least 2 meters.
- **Mobile Devices:** a mobile device is defined as a transmitting device designed to be used in other than fixed locations and to be generally used in such a way that a separation distance of at least 20 centimeters is normally maintained between the transmitter's radiating structures and the body of the user or nearby persons. Transmitters designed to be used by consumers or workers that can be easily re-located, such as a wireless modem operating in a laptop computer, are considered mobile devices if they meet the 20 centimeter separation requirement. The FCC rules for evaluating mobile devices for RF compliance are found in 46 CFR §2.1091.
- **Portable Devices:** a portable device is defined as a transmitting device designed to be used so that the radiating structure(s) of the device is/are within 20 centimeters of the body of the user. Portable device requirements are found in Section 2.1093 of the FCC's Rules (47 CFR §2.1093).

The FCC also categorizes the use of the device as based upon the user's awareness and ability to exercise control over his or her exposure. The two categories defined are Occupational/ Controlled Exposure and General Population/Uncontrolled Exposure. These two categories are defined as follows:

- **Occupational/Controlled Exposure:** In general, occupational/controlled exposure limits are applicable to situations in which persons are exposed as a consequence of their employment, who have been made fully aware of the potential for exposure and can exercise control over their exposure. This exposure category is also applicable when the exposure is of a transient nature due to incidental passage through a location where the exposure levels may be higher than the general population/uncontrolled limits, but the exposed person is fully aware of the potential for exposure and can exercise control over his or her exposure by leaving the area or by some other appropriate means. Awareness of the potential for RF exposure in a workplace or similar environment can be provided through specific training as part of a RF safety program. If appropriate, warning signs and labels can also be used to establish such awareness by providing prominent information on the risk of potential exposure and instructions on methods to minimize such exposure risks.
- **General Population/Uncontrolled Exposure:** The general population / uncontrolled exposure limits are applicable to situations in which the general public may be exposed or in which persons who are exposed as a consequence of their employment may not be made fully aware of the potential for exposure or cannot exercise control over their exposure. Members of the general public would come under this category when exposure is not employment-related; for example, in the case of a wireless transmitter that exposes persons in its vicinity. Warning labels placed on low-power consumer devices such as cellular telephones are not considered sufficient to allow the device to be considered under the occupational/controlled category, and the general population/uncontrolled exposure limits apply to these devices.

The **Samsung Electronics Co., Ltd. FCC ID: A3LRRF4437D-25C** is professionally installed on poles or walls in fixed locations.

The device is a fixed mounted base station and MPE is evaluated to the Occupational/Controlled Exposure limits per 1.1310.

FCC ID: A3LRF4437D-25C	 PCTEST [®] Proud to be part of element	MAXIMUM PERMISSIBLE EXPOSURE REPORT		Approved by: Technical Manager
Test Report S/N: 8K21071202-01-R1.A3L	Test Dates: 07/19/2021-08/18/2021	EUT Type: RRU(RF4437d)		Page 5 of 8

1.4 Procedure

The procedure used to determine the RF power density was based upon a calculation for determining compliance with the MPE requirements.

The power generated by each operating mode used in this product was initially measured with a spectrum analyzer and powers were recored. Through use of the Friis transmission formula and knowledge of the maximum antenna gain to be used, the power density level is calculated for the safe distance which must be maintained during installation based on maximum power and antenna gain.

Friis Transmission Formula

Friis transmission formula: $P_d = (P_{out} * G) / (4\pi r^2)$

Where,

P_d = Power Density (mW/cm²)

π = 3.1416

P_{out} = output power to antenna (mW)

r = distance between observation point and center of the radiator (cm)

G = gain of antenna in linear scale

Calculated MPE



The power density limit for General Population/Uncontrolled Exposure at each frequency is determined based on the information in Table 1-1.

Frequency	1960	MHz	
Limit	5.000	mW/cm ²	
Distance (cm), R =	400	cm	
Power (dBm), P =	46.15	dBm	41209.75 mW
TX Ant Gain (dB), G =	12.5	dBi	
Power Density (S) =	0.364	mW/cm ²	
Minimum Distance =	108.0	cm	

Table 1-2. Calculated LTE Band 2_MPE Data

Frequency	2175	MHz	
Limit	5.000	mW/cm ²	
Distance (cm), R =	400	cm	
Power (dBm), P =	46.88	dBm	48752.85 mW
TX Ant Gain (dB), G =	12.5	dBi	
Power Density (S) =	0.431	mW/cm ²	
Minimum Distance =	117.5	cm	

Table 1-3. Calculated LTE Band 66_MPE Data

FCC ID: A3LRF4437D-25C	 PCTEST [®] Proud to be part of element	MAXIMUM PERMISSIBLE EXPOSURE REPORT		Approved by: Technical Manager
Test Report S/N: 8K21071202-01-R1.A3L	Test Dates: 07/19/2021-08/18/2021	EUT Type: RRU(RF4437d)		Page 6 of 8

	Power Density (mW/cm ²)	Limit (mW/cm ²)	Percent MPE Used (%)
LTE Band 2	0.364	5.000	7.28
LTE Band 66	0.4310	5.000	8.62
Total			15.90



Table 1-4. Cumulative Results for Multiple Transmitters

1.5 Summary of Results

Mode of Operation	Minimum Safe Distance @ mW/cm ² [cm]
LTE Band 2	108
LTE Band 66	117.5




Table 1-5. Maximum Permissible Exposure Summary Table

Note: A minimum safe distance 1.175m for MPE compliance with FCC Limit.

FCC ID: A3LRF4437D-25C	 PCTEST Proud to be part of element	MAXIMUM PERMISSIBLE EXPOSURE REPORT		Approved by: Technical Manager
Test Report S/N: 8K21071202-01-R1.A3L	Test Dates: 07/19/2021-08/18/2021	EUT Type: RRU(RF4437d)		Page 7 of 8

2.0 CONCLUSION

The device meets the MPE Compliance requirements as specified in §2.1091 of the FCC Rules and Regulations with minimum safe distance of 1.175 m for operation. An appropriate RF exposure compliance statement will be placed in the user's manual.

FCC ID: A3LRF4437D-25C	 PCTEST Proud to be part of  element	MAXIMUM PERMISSIBLE EXPOSURE REPORT		Approved by: Technical Manager
Test Report S/N: 8K21071202-01-R1.A3L	Test Dates: 07/19/2021-08/18/2021	EUT Type: RRU(RF4437d)	Page 8 of 8	