
		Document		Page
		<b>Appendix A for the BlackBerry® Smartphone Model RHC161LW (STR100-2) SAR Report</b>		<b>1(19)</b>
Author Data	Dates of Test	Test Report No	FCC ID:	IC
<b>Andrew Becker</b>	<b>Jan 29 –Mar 09, 2015</b>	<b>RTS-6063-1503-15</b>	<b>L6ARHC160LW</b>	<b>2503A-RHC160LW</b>

**APPENDIX A: SAR DISTRIBUTION COMPARISON FOR ACCURACY VERIFICATION**

		Document		Page
		<b>Appendix A for the BlackBerry® Smartphone Model RHC161LW (STR100-2) SAR Report</b>		<b>2(19)</b>
Author Data	Dates of Test	Test Report No	FCC ID:	IC
<b>Andrew Becker</b>	<b>Jan 29 –Mar 09, 2015</b>	<b>RTS-6063-1503-15</b>	<b>L6ARHC160LW</b>	<b>2503A-RHC160LW</b>

# 750 MHz

Date/Time: 2/26/2015 1:21:08 PM

Test Laboratory: BlackBerry RTS

## DipoleValidation\_750MHz\_02\_26\_15\_Amb\_Tem\_24.4C\_Liq\_Tem\_21.8C

**DUT: Dipole 750 MHz; Type: D750V3; Serial: D750V3 - SN:1021**

Communication System: UID 0, CW (0); Frequency: 750 MHz

Medium parameters used:  $f = 750$  MHz;  $\sigma = 0.894$  S/m;  $\epsilon_r = 41.411$ ;  $\rho = 1000$  kg/m<sup>3</sup>

Phantom section: Flat Section

Measurement Standard: DASYS (IEEE/IEC/ANSI C63.19-2007)

DASY Configuration:

- Probe: ET3DV6 - SN1643; ConvF(6.55, 6.55, 6.55); Calibrated: 3/10/2014;
- Sensor-Surface: 4mm (Mechanical Surface Detection),  $z = 2.7, 32.7$
- Electronics: DAE4 Sn881; Calibrated: 1/13/2015
- Phantom: SAM 1; Type: SAM 4.0; Serial: 1076
- DASYS2 52.8.8(1222); SEMCAD X 14.6.10(7331)

### System Performance Check at Frequencies below 1 GHz/d=15mm,

**Pin=1000mW, dist=4.0mm (ET-Probe)/Area Scan (41x121x1):** Interpolated grid: dx=1.500 mm, dy=1.500 mm

Reference Value = 99.34 V/m; Power Drift = -0.04 dB

**Fast SAR: SAR(1 g) = 8.14 W/kg; SAR(10 g) = 5.48 W/kg** (SAR corrected for target medium)

Maximum value of SAR (interpolated) = 8.75 W/kg

### System Performance Check at Frequencies below 1 GHz/d=15mm,

**Pin=1000mW, dist=4.0mm (ET-Probe)/Zoom Scan (5x5x7) (5x5x7)/Cube 0:** Measurement grid: dx=7.5mm, dy=7.5mm, dz=5mm

Reference Value = 99.34 V/m; Power Drift = -0.04 dB

Peak SAR (extrapolated) = 12.0 W/kg

**SAR(1 g) = 8.14 W/kg; SAR(10 g) = 5.33 W/kg** (SAR corrected for target medium)

Maximum value of SAR (measured) = 8.80 W/kg


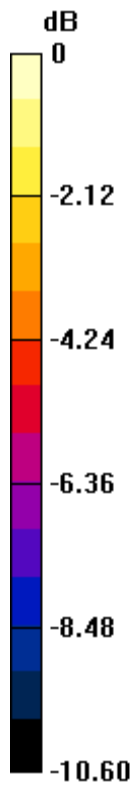
Author Data  
**Andrew Becker**

Dates of Test  
**Jan 29 –Mar 09, 2015**


Test Report No  
**RTS-6063-1503-15**

FCC ID:  
**L6ARHC160LW**

IC  
**2503A-RHC160LW**



0 dB = 8.80 W/kg = 9.44 dBW/kg

		Document		Page
		<b>Appendix A for the BlackBerry® Smartphone Model RHC161LW (STR100-2) SAR Report</b>		<b>4(19)</b>
Author Data	Dates of Test	Test Report No	FCC ID:	IC
<b>Andrew Becker</b>	<b>Jan 29 –Mar 09, 2015</b>	<b>RTS-6063-1503-15</b>	<b>L6ARHC160LW</b>	<b>2503A-RHC160LW</b>

# 835 MHz

Date/Time: 2/20/2015 11:04:44 AM

Test Laboratory: BlackBerry RTS

## DipoleValidation\_835MHz\_02\_20\_15\_Amb\_Tem\_24.1C\_Liq\_Tem\_21.0C

**DUT: Dipole 835 MHz; Type: D835V2; Serial: D835V2 - SN:446**

Communication System: UID 0, CW (0); Frequency: 835 MHz  
Medium parameters used:  $f = 835 \text{ MHz}$ ;  $\sigma = 0.88 \text{ S/m}$ ;  $\epsilon_r = 41.164$ ;  $\rho = 1000 \text{ kg/m}^3$   
Phantom section: Flat Section  
Measurement Standard: DASYS (IEEE/IEC/ANSI C63.19-2007)

DASY Configuration:

- Probe: ET3DV6 - SN1643; ConvF(6.55, 6.55, 6.55); Calibrated: 3/10/2014;
- Sensor-Surface: 4mm (Mechanical Surface Detection),  $z = 2.7, 32.7$
- Electronics: DAE4 Sn881; Calibrated: 1/13/2015
- Phantom: SAM 1; Type: SAM 4.0; Serial: 1076
- DASYS 52.8.8(1222); SEMCAD X 14.6.10(7331)

**System Performance Check at Frequencies below 1 GHz/d=15mm,  
Pin=1000mW, dist=4.0mm (ET-Probe)/Area Scan (41x121x1):** Interpolated  
grid:  $dx=1.500 \text{ mm}$ ,  $dy=1.500 \text{ mm}$   
Reference Value = 110.0 V/m; Power Drift = -0.05 dB  
**Fast SAR: SAR(1 g) = 9.34 W/kg; SAR(10 g) = 6.2 W/kg** (SAR corrected for target  
medium)  
Maximum value of SAR (interpolated) = 9.90 W/kg

**System Performance Check at Frequencies below 1 GHz/d=15mm,  
Pin=1000mW, dist=4.0mm (ET-Probe)/Zoom Scan (5x5x7) (5x5x7)/Cube  
0:** Measurement grid:  $dx=7.5\text{mm}$ ,  $dy=7.5\text{mm}$ ,  $dz=5\text{mm}$   
Reference Value = 110.0 V/m; Power Drift = -0.05 dB  
Peak SAR (extrapolated) = 13.2 W/kg  
**SAR(1 g) = 9.32 W/kg; SAR(10 g) = 6.16 W/kg** (SAR corrected for target medium)  
Maximum value of SAR (measured) = 9.91 W/kg


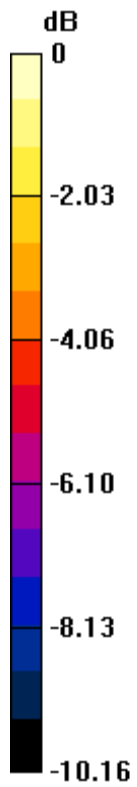
Author Data  
**Andrew Becker**

Dates of Test  
**Jan 29 –Mar 09, 2015**


Test Report No  
**RTS-6063-1503-15**

FCC ID:  
**L6ARHC160LW**

IC  
**2503A-RHC160LW**



0 dB = 9.91 W/kg = 9.96 dBW/kg

		Document		Page
		<b>Appendix A for the BlackBerry® Smartphone Model RHC161LW (STR100-2) SAR Report</b>		<b>6(19)</b>
Author Data	Dates of Test	Test Report No	FCC ID:	IC
<b>Andrew Becker</b>	<b>Jan 29 –Mar 09, 2015</b>	<b>RTS-6063-1503-15</b>	<b>L6ARHC160LW</b>	<b>2503A-RHC160LW</b>

Date/Time: 2/23/2015 10:15:04 AM

Test Laboratory: BlackBerry RTS

## DipoleValidation\_835MHz\_02\_23\_15\_Amb\_Tem\_24.4C\_Liq\_Tem\_21.8C

**DUT: Dipole 835 MHz; Type: D835V2; Serial: D835V2 - SN:446**

Communication System: UID 0, CW (0); Frequency: 835 MHz

Medium parameters used:  $f = 835$  MHz;  $\sigma = 0.891$  S/m;  $\epsilon_r = 41.71$ ;  $\rho = 1000$  kg/m<sup>3</sup>

Phantom section: Flat Section

Measurement Standard: DASYS (IEEE/IEC/ANSI C63.19-2007)

DASY Configuration:

- Probe: ET3DV6 - SN1643; ConvF(6.55, 6.55, 6.55); Calibrated: 3/10/2014;
- Sensor-Surface: 4mm (Mechanical Surface Detection),  $z = 2.7, 32.7$
- Electronics: DAE4 Sn881; Calibrated: 1/13/2015
- Phantom: SAM 1; Type: SAM 4.0; Serial: 1076
- DASYS2 52.8.8(1222); SEMCAD X 14.6.10(7331)

**System Performance Check at Frequencies below 1 GHz/d=15mm,  
Pin=1000mW, dist=4.0mm (ET-Probe)/Area Scan (41x121x1):** Interpolated  
grid:  $dx=1.500$  mm,  $dy=1.500$  mm

Reference Value = 108.8 V/m; Power Drift = 0.02 dB

**Fast SAR: SAR(1 g) = 9.33 W/kg; SAR(10 g) = 6.2 W/kg** (SAR corrected for target medium)

Maximum value of SAR (interpolated) = 9.95 W/kg

**System Performance Check at Frequencies below 1 GHz/d=15mm,  
Pin=1000mW, dist=4.0mm (ET-Probe)/Zoom Scan (5x5x7) (5x5x7)/Cube**

**0:** Measurement grid:  $dx=7.5$ mm,  $dy=7.5$ mm,  $dz=5$ mm

Reference Value = 108.8 V/m; Power Drift = 0.02 dB

Peak SAR (extrapolated) = 13.3 W/kg

**SAR(1 g) = 9.33 W/kg; SAR(10 g) = 6.17 W/kg** (SAR corrected for target medium)

Maximum value of SAR (measured) = 9.97 W/kg


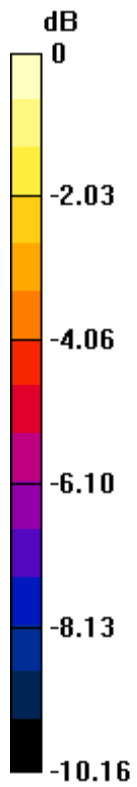
Author Data  
**Andrew Becker**

Dates of Test  
**Jan 29 –Mar 09, 2015**


Test Report No  
**RTS-6063-1503-15**

FCC ID:  
**L6ARHC160LW**

IC  
**2503A-RHC160LW**



0 dB = 9.97 W/kg = 9.99 dBW/kg

		Document		Page
		<b>Appendix A for the BlackBerry® Smartphone Model RHC161LW (STR100-2) SAR Report</b>		<b>8(19)</b>
Author Data	Dates of Test	Test Report No	FCC ID:	IC
<b>Andrew Becker</b>	<b>Jan 29 –Mar 09, 2015</b>	<b>RTS-6063-1503-15</b>	<b>L6ARHC160LW</b>	<b>2503A-RHC160LW</b>

# 1800 MHz

Date/Time: 2/11/2015 11:12:49 PM

Test Laboratory: BlackBerry RTS

## DipoleValidation\_1800MHz\_02\_11\_15\_Amb\_Tem\_24.8C\_Liq\_Tem\_21.4C

**DUT: Dipole 1800 MHz; Type: D1800V2; Serial: D1800V2 - SN:2d020**

Communication System: UID 0, CW (0); Frequency: 1800 MHz

Medium parameters used:  $f = 1800$  MHz;  $\sigma = 1.461$  S/m;  $\epsilon_r = 40.373$ ;  $\rho = 1000$  kg/m<sup>3</sup>

Phantom section: Flat Section

Measurement Standard: DASYS5 (IEEE/IEC/ANSI C63.19-2007)

DASY Configuration:

- Probe: ET3DV6 - SN1643; ConvF(5.17, 5.17, 5.17); Calibrated: 3/10/2014;
- Sensor-Surface: 4mm (Mechanical Surface Detection),  $z = 2.7, 32.7$
- Electronics: DAE4 Sn881; Calibrated: 1/13/2015
- Phantom: SAM 1; Type: SAM 4.0; Serial: 1076
- DASYS2 52.8.8(1222); SEMCAD X 14.6.10(7331)

### System Performance Check at Frequencies between 1 GHz - 2 GHz/d=10mm, Pin=1000mW, dist=4.0mm (ET-Probe)/Area Scan

**(41x71x1):** Interpolated grid:  $dx=1.500$  mm,  $dy=1.500$  mm

Reference Value = 176.2 V/m; Power Drift = -0.03 dB

**Fast SAR: SAR(1 g) = 36.7 W/kg; SAR(10 g) = 19.7 W/kg** (SAR corrected for target medium)

Maximum value of SAR (interpolated) = 42.6 W/kg

### System Performance Check at Frequencies between 1 GHz - 2 GHz/d=10mm, Pin=1000mW, dist=4.0mm (ET-Probe)/Zoom Scan (5x5x7)

**(5x5x7)/Cube 0:** Measurement grid:  $dx=7.5$ mm,  $dy=7.5$ mm,  $dz=5$ mm

Reference Value = 176.2 V/m; Power Drift = -0.03 dB

Peak SAR (extrapolated) = 61.9 W/kg

**SAR(1 g) = 36.2 W/kg; SAR(10 g) = 19.2 W/kg** (SAR corrected for target medium)

Maximum value of SAR (measured) = 40.5 W/kg




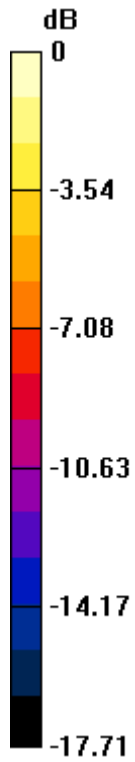
Author Data  
**Andrew Becker**

Dates of Test  
**Jan 29 –Mar 09, 2015**


Test Report No  
**RTS-6063-1503-15**

FCC ID:  
**L6ARHC160LW**

IC  
**2503A-RHC160LW**



0 dB = 40.5 W/kg = 16.07 dBW/kg

		Document		Page
		<b>Appendix A for the BlackBerry® Smartphone Model RHC161LW (STR100-2) SAR Report</b>		<b>10(19)</b>
Author Data	Dates of Test	Test Report No	FCC ID:	IC
<b>Andrew Becker</b>	<b>Jan 29 –Mar 09, 2015</b>	<b>RTS-6063-1503-15</b>	<b>L6ARHC160LW</b>	<b>2503A-RHC160LW</b>

Date/Time: 2/17/2015 6:16:58 PM

Test Laboratory: BlackBerry RTS

## DipoleValidation\_1800MHz\_02\_17\_15\_Amb\_Tem\_23.9C\_Liq\_Tem\_22.0C

**DUT: Dipole 1800 MHz; Type: D1800V2; Serial: D1800V2 - SN:2d020**

Communication System: UID 0, CW (0); Frequency: 1800 MHz

Medium parameters used:  $f = 1800$  MHz;  $\sigma = 1.47$  S/m;  $\epsilon_r = 38.943$ ;  $\rho = 1000$  kg/m<sup>3</sup>

Phantom section: Flat Section

Measurement Standard: DASYS (IEEE/IEC/ANSI C63.19-2007)

DASY Configuration:

- Probe: ET3DV6 - SN1643; ConvF(5.17, 5.17, 5.17); Calibrated: 3/10/2014;
- Sensor-Surface: 4mm (Mechanical Surface Detection),  $z = 2.7, 32.7$
- Electronics: DAE4 Sn881; Calibrated: 1/13/2015
- Phantom: SAM 1; Type: SAM 4.0; Serial: 1076
- DASYS2 52.8.8(1222); SEMCAD X 14.6.10(7331)

### System Performance Check at Frequencies between 1 GHz - 2 GHz/d=10mm, Pin=1000mW, dist=4.0mm (ET-Probe)/Area Scan

**(41x81x1):** Interpolated grid:  $dx=1.500$  mm,  $dy=1.500$  mm

Reference Value = 176.6 V/m; Power Drift = -0.01 dB

**Fast SAR: SAR(1 g) = 36.3 W/kg; SAR(10 g) = 19.6 W/kg** (SAR corrected for target medium)

Maximum value of SAR (interpolated) = 40.4 W/kg

### System Performance Check at Frequencies between 1 GHz - 2 GHz/d=10mm, Pin=1000mW, dist=4.0mm (ET-Probe)/Zoom Scan (5x5x7)

**(5x5x7)/Cube 0:** Measurement grid:  $dx=7.5$ mm,  $dy=7.5$ mm,  $dz=5$ mm

Reference Value = 176.6 V/m; Power Drift = -0.01 dB

Peak SAR (extrapolated) = 60.6 W/kg

**SAR(1 g) = 35.7 W/kg; SAR(10 g) = 19 W/kg** (SAR corrected for target medium)

Maximum value of SAR (measured) = 40.4 W/kg


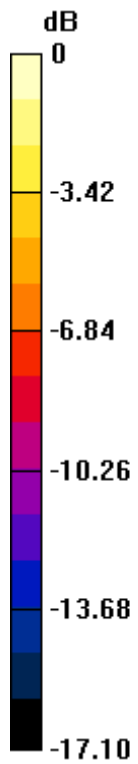
Author Data  
**Andrew Becker**

Dates of Test  
**Jan 29 –Mar 09, 2015**


Test Report No  
**RTS-6063-1503-15**

FCC ID:  
**L6ARHC160LW**

IC  
**2503A-RHC160LW**



0 dB = 40.4 W/kg = 16.06 dBW/kg

		Document		Page
		<b>Appendix A for the BlackBerry® Smartphone Model RHC161LW (STR100-2) SAR Report</b>		<b>12(19)</b>
Author Data	Dates of Test	Test Report No	FCC ID:	IC
<b>Andrew Becker</b>	<b>Jan 29 –Mar 09, 2015</b>	<b>RTS-6063-1503-15</b>	<b>L6ARHC160LW</b>	<b>2503A-RHC160LW</b>

# 1900 MHz

Date/Time: 2/5/2015 12:43:13 AM

Test Laboratory: BlackBerry RTS

DipoleValidation\_1900MHz\_02\_04\_15\_Amb\_Tem\_24.2C\_Liq\_Tem\_21.0

C

**DUT: Dipole 1900 MHz; Type: D1900V2; Serial: D1900V2 - SN:545**

Communication System: UID 0, CW (0); Frequency: 1900 MHz

Medium parameters used:  $f = 1900$  MHz;  $\sigma = 1.433$  S/m;  $\epsilon_r = 40.09$ ;  $\rho = 1000$  kg/m<sup>3</sup>

Phantom section: Flat Section

Measurement Standard: DASYS (IEEE/IEC/ANSI C63.19-2007)

DASY Configuration:

- Probe: ET3DV6 - SN1643; ConvF(5.17, 5.17, 5.17); Calibrated: 3/10/2014;
- Sensor-Surface: 4mm (Mechanical Surface Detection),  $z = 2.7, 32.7$
- Electronics: DAE4 Sn881; Calibrated: 1/13/2015
- Phantom: SAM 1; Type: SAM 4.0; Serial: 1076
- DASYS2 52.8.8(1222); SEMCAD X 14.6.10(7331)

## System Performance Check at Frequencies between 1 GHz - 2 GHz/d=10mm, Pin=1000mW, dist=4.0mm (ET-Probe)/Area Scan

**(41x81x1):** Interpolated grid:  $dx=1.500$  mm,  $dy=1.500$  mm

Reference Value = 185.1 V/m; Power Drift = -0.01 dB

**Fast SAR: SAR(1 g) = 39.1 W/kg; SAR(10 g) = 20.7 W/kg** (SAR corrected for target medium)

Maximum value of SAR (interpolated) = 44.8 W/kg

## System Performance Check at Frequencies between 1 GHz - 2 GHz/d=10mm, Pin=1000mW, dist=4.0mm (ET-Probe)/Zoom Scan (5x5x7)

**(5x5x7)/Cube 0:** Measurement grid:  $dx=7.5$ mm,  $dy=7.5$ mm,  $dz=5$ mm

Reference Value = 185.1 V/m; Power Drift = -0.01 dB

Peak SAR (extrapolated) = 64.9 W/kg

**SAR(1 g) = 38.3 W/kg; SAR(10 g) = 20.4 W/kg** (SAR corrected for target medium)

Maximum value of SAR (measured) = 42.7 W/kg


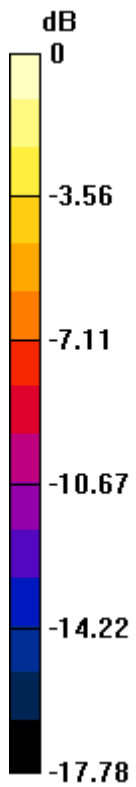
Author Data  
**Andrew Becker**

Dates of Test  
**Jan 29 –Mar 09, 2015**


Test Report No  
**RTS-6063-1503-15**

FCC ID:  
**L6ARHC160LW**

IC  
**2503A-RHC160LW**



0 dB = 42.7 W/kg = 16.30 dBW/kg

		Document		Page
		<b>Appendix A for the BlackBerry® Smartphone Model RHC161LW (STR100-2) SAR Report</b>		<b>14(19)</b>
Author Data	Dates of Test	Test Report No	FCC ID:	IC
<b>Andrew Becker</b>	<b>Jan 29 –Mar 09, 2015</b>	<b>RTS-6063-1503-15</b>	<b>L6ARHC160LW</b>	<b>2503A-RHC160LW</b>

Date/Time: 2/9/2015 9:43:48 AM

Test Laboratory: BlackBerry RTS

## DipoleValidation\_1900MHz\_02\_09\_15\_Amb\_Tem\_24.5C\_Liq\_Tem\_21.8C

**DUT: Dipole 1900 MHz; Type: D1900V2; Serial: D1900V2 - SN:545**

Communication System: UID 0, CW (0); Frequency: 1900 MHz

Medium parameters used:  $f = 1900$  MHz;  $\sigma = 1.411$  S/m;  $\epsilon_r = 38.638$ ;  $\rho = 1000$  kg/m<sup>3</sup>

Phantom section: Flat Section

Measurement Standard: DASYS (IEEE/IEC/ANSI C63.19-2007)

DASY Configuration:

- Probe: ET3DV6 - SN1643; ConvF(5.17, 5.17, 5.17); Calibrated: 3/10/2014;
- Sensor-Surface: 4mm (Mechanical Surface Detection),  $z = 2.7, 32.7$
- Electronics: DAE4 Sn881; Calibrated: 1/13/2015
- Phantom: SAM 1; Type: SAM 4.0; Serial: 1076
- DASYS2 52.8.8(1222); SEMCAD X 14.6.10(7331)

### System Performance Check at Frequencies between 1 GHz - 2 GHz/d=10mm, Pin=1000mW, dist=4.0mm (ET-Probe)/Area Scan

**(41x81x1):** Interpolated grid:  $dx=1.500$  mm,  $dy=1.500$  mm

Reference Value = 184.2 V/m; Power Drift = -0.01 dB

**Fast SAR: SAR(1 g) = 37.9 W/kg; SAR(10 g) = 20.1 W/kg** (SAR corrected for target medium)

Maximum value of SAR (interpolated) = 42.6 W/kg

### System Performance Check at Frequencies between 1 GHz - 2 GHz/d=10mm, Pin=1000mW, dist=4.0mm (ET-Probe)/Zoom Scan (5x5x7)

**(6x6x7)/Cube 0:** Measurement grid:  $dx=7.5$ mm,  $dy=7.5$ mm,  $dz=5$ mm

Reference Value = 184.2 V/m; Power Drift = -0.01 dB

Peak SAR (extrapolated) = 61.8 W/kg

**SAR(1 g) = 37.2 W/kg; SAR(10 g) = 20 W/kg** (SAR corrected for target medium)

Maximum value of SAR (measured) = 41.9 W/kg


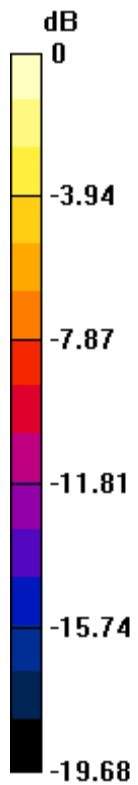
Author Data  
**Andrew Becker**

Dates of Test  
**Jan 29 –Mar 09, 2015**


Test Report No  
**RTS-6063-1503-15**

FCC ID:  
**L6ARHC160LW**

IC  
**2503A-RHC160LW**



0 dB = 41.9 W/kg = 16.22 dBW/kg

		Document		Page
		<b>Appendix A for the BlackBerry® Smartphone Model RHC161LW (STR100-2) SAR Report</b>		<b>16(19)</b>
Author Data	Dates of Test	Test Report No	FCC ID:	IC
<b>Andrew Becker</b>	<b>Jan 29 –Mar 09, 2015</b>	<b>RTS-6063-1503-15</b>	<b>L6ARHC160LW</b>	<b>2503A-RHC160LW</b>

# 2450 MHz

Date/Time: 3/2/2015 9:35:11 AM

Test Laboratory: BlackBerry RTS

## DipoleValidation\_2450MHz\_03\_02\_15\_Amb\_Tem\_23.9C\_Liq\_Tem\_22.1C

**DUT: Dipole 2450 MHz D2450V2; Type: D2450V2; Serial: D2450V2 - SN:791**

Communication System: UID 0, CW; Frequency: 2450 MHz

Medium parameters used:  $f = 2450$  MHz;  $\sigma = 1.853$  S/m;  $\epsilon_r = 40.324$ ;  $\rho = 1000$  kg/m<sup>3</sup>

Phantom section: Flat Section

Measurement Standard: DASYS (IEEE/IEC/ANSI C63.19-2007)

DASY Configuration:

- Probe: ET3DV6 - SN1643; ConvF(4.46, 4.46, 4.46); Calibrated: 3/10/2014;
- Sensor-Surface: 4mm (Mechanical Surface Detection),  $z = 2.7, 32.7$
- Electronics: DAE4 Sn881; Calibrated: 1/13/2015
- Phantom: SAM 1; Type: SAM 4.0; Serial: 1076
- DASYS2 52.8.8(1222); SEMCAD X 14.6.10(7331)

### System Performance Check at Frequencies between 2 GHz - 3 GHz/d=10mm, Pin=1000mW, dist=4.0mm (ET-Probe)/Area Scan

**(41x81x1):** Interpolated grid:  $dx=1.200$  mm,  $dy=1.200$  mm

Reference Value = 187.3 V/m; Power Drift = -0.01 dB

**Fast SAR: SAR(1 g) = 53.8 W/kg; SAR(10 g) = 25.6 W/kg** (SAR corrected for target medium)

Maximum value of SAR (interpolated) = 61.9 W/kg

### System Performance Check at Frequencies between 2 GHz - 3 GHz/d=10mm, Pin=1000mW, dist=4.0mm (ET-Probe)/Zoom Scan (7x7x7)

**(7x7x7)/Cube 0:** Measurement grid:  $dx=5$ mm,  $dy=5$ mm,  $dz=5$ mm

Reference Value = 187.3 V/m; Power Drift = -0.01 dB

Peak SAR (extrapolated) = 117 W/kg

**SAR(1 g) = 54.1 W/kg; SAR(10 g) = 25.4 W/kg** (SAR corrected for target medium)

Maximum value of SAR (measured) = 60.2 W/kg



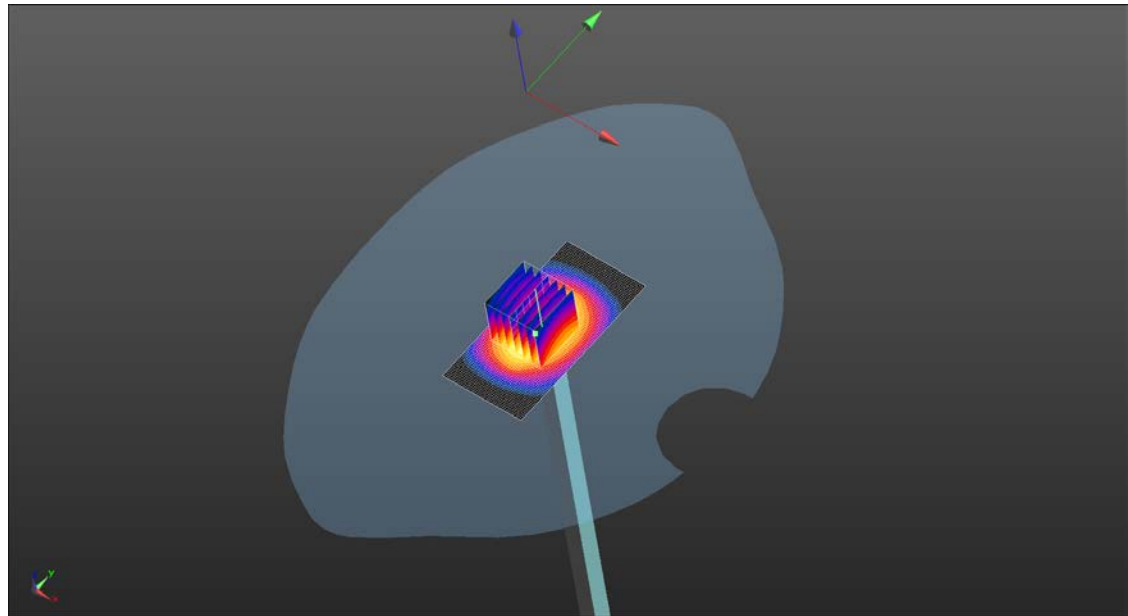
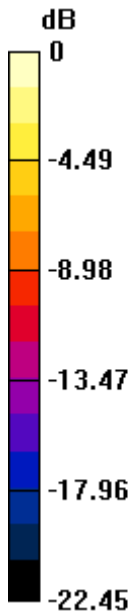
Author Data  
**Andrew Becker**

Dates of Test  
**Jan 29 –Mar 09, 2015**


Test Report No  
**RTS-6063-1503-15**

FCC ID:  
**L6ARHC160LW**

IC  
**2503A-RHC160LW**



0 dB = 60.2 W/kg = 17.80 dBW/kg

		Document		Page
		<b>Appendix A for the BlackBerry® Smartphone Model RHC161LW (STR100-2) SAR Report</b>		<b>18(19)</b>
Author Data	Dates of Test	Test Report No	FCC ID:	IC
<b>Andrew Becker</b>	<b>Jan 29 –Mar 09, 2015</b>	<b>RTS-6063-1503-15</b>	<b>L6ARHC160LW</b>	<b>2503A-RHC160LW</b>

## 2600 MHz

Date/Time: 3/3/2015 2:08:39 PM

Test Laboratory: BlackBerry RTS

### DipoleValidation\_2600MHz\_03\_03\_15\_Amb\_Tem\_24.0C\_Liq\_Tem\_22.0C

**DUT: Dipole 2600 MHz; Type: D2600V2; Serial: D2600V2 - SN:1033**

Communication System: UID 0, CW (0); Frequency: 2600 MHz

Medium parameters used:  $f = 2600$  MHz;  $\sigma = 2.021$  S/m;  $\epsilon_r = 39.804$ ;  $\rho = 1000$  kg/m<sup>3</sup>

Phantom section: Flat Section

Measurement Standard: DASYS5 (IEEE/IEC/ANSI C63.19-2007)

DASY Configuration:

- Probe: ES3DV3 - SN3225; ConvF(4.4, 4.4, 4.4); Calibrated: 2/25/2015;
- Sensor-Surface: 3mm (Mechanical Surface Detection),  $z = 2.0, 32.0$
- Electronics: DAE4 Sn881; Calibrated: 1/13/2015
- Phantom: SAM 1; Type: SAM 4.0; Serial: 1076
- DASYS5 52.8.8(1222); SEMCAD X 14.6.10(7331)

**Configuration/d=10mm, Pin=1000mW/Area Scan (51x81x1):** Interpolated grid:  $dx=1.200$  mm,  $dy=1.200$  mm

Reference Value = 203.4 V/m; Power Drift = 0.00 dB

**Fast SAR: SAR(1 g) = 60.6 W/kg; SAR(10 g) = 26.7 W/kg** (SAR corrected for target medium)

Maximum value of SAR (interpolated) = 82.9 W/kg

**Configuration/d=10mm, Pin=1000mW/Zoom Scan (7x7x7) (7x7x7)/Cube**

**0:** Measurement grid:  $dx=5$ mm,  $dy=5$ mm,  $dz=5$ mm

Reference Value = 203.4 V/m; Power Drift = 0.00 dB

Peak SAR (extrapolated) = 128 W/kg

**SAR(1 g) = 58.9 W/kg; SAR(10 g) = 26.2 W/kg** (SAR corrected for target medium)

Maximum value of SAR (measured) = 78.8 W/kg


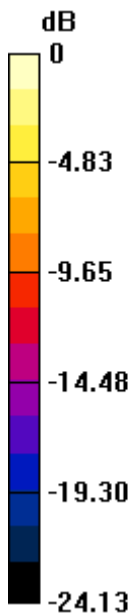
Author Data  
**Andrew Becker**

Dates of Test  
**Jan 29 –Mar 09, 2015**

Test Report No  
**RTS-6063-1503-15**

FCC ID:  
**L6ARHC160LW**

IC  
**2503A-RHC160LW**



0 dB = 78.8 W/kg = 18.97 dBW/kg