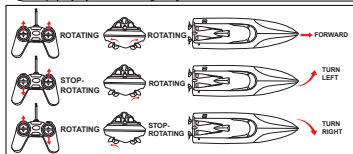
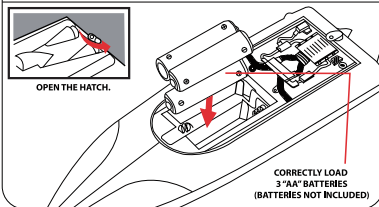


PLS KEEP THESE INSTRUCTION FOR FUTURE REFERENCE

INSTRUCTIONS

BATTERY INSTALLATION (BOAT)



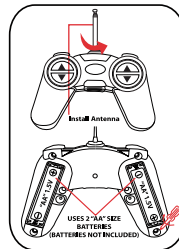
1. The boat control distance is 8 meters.
2. When both levers are pushed upward simultaneously, the boat will go forward.
3. When the right lever is pushed upward and the left lever is hold on, the boat will turn left.
4. When the left lever is pushed forward and the right lever is hold on, the boat will turn right.

ATTENTION - FOR BEST RESULTS:

1. Please remove the batteries from the boat and the remote control if the product will not be used for a long period of time.
2. Please keep product dry after playing.

⚠ CAUTION: TO PREVENT BATTERY OVERHEAT

1. ALWAYS PURCHASE THE CORRECT SIZE AND GRADE OF BATTERY MOST SUITABLE FOR INTENDED USE.
2. DO NOT MIX OLD & NEW BATTERIES, ALKALINE, STANDARD (CARBON-ZINC) OR RECHARGEABLE (NICKEL-CADMIUM) BATTERIES.
3. CLEAN THE BATTERY CONTACTS AND ALSO THOSE OF THE DEVICE PRIOR TO BATTERY INSTALLATION
4. ENSURE THE BATTERIES ARE INSTALLED CORRECTLY WITH THE REGARD TO POLARITY (+ AND -).
5. ALWAYS REMOVE BATTERIES IF CONSUMED OR IF PRODUCT IS TO BE LEFT UNUSED FOR A LONG TIME.



FCC ID: 2AHGJJMSYZ305-27

27MHZ

This device complies with Part 15 of the FCC Rules. Operation is subject to the following two conditions:
(1) this device may not cause harmful interference.
(2) this device must accept any interference

received, including interference that may cause undesired operation.

Warning: Changers or modifications to this unit not expressly approved by the party responsible for the compliance could void the user's authority to operate the equipment.

NOTE: This equipment has been tested and found to comply with the limits for a Class B digital device, pursuant to Part, 15 of the FCC Rules. These limits are designed to provide reasonable protection against harmful interference in a residential installation. This equipment generates, uses and can radiate radio frequency energy and, if not installed and used in accordance with the instructions, may cause harmful interference to radio communications.

However, there is no guarantee that interference will not occur in a particular installation. If this equipment does cause harmful interference to radio or television reception, which can be determined by turning the equipment off and on, the user is encouraged to try to correct the interference by one or more of the following measures:

- Reorient or relocate the receiving antenna.
- Increase the separation between the equipment and the receiver.
- Connect the equipment into an outlet on a circuit different from that to which the receiver is connected.
- Consult the dealer or an experienced radio/TV technician for help.