| Test Mode : | 802.11n HT40 | Test Channel : | 09 |
|---|---|---|---|

| 100kHz PSD reference Level | High Channel Plot |
|---|---|
| 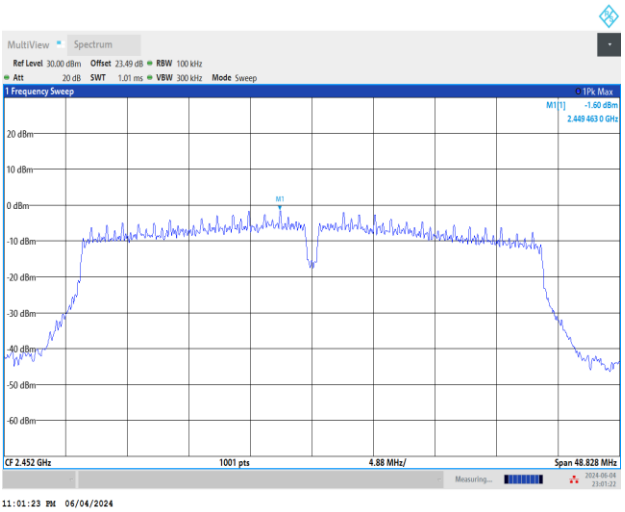 | 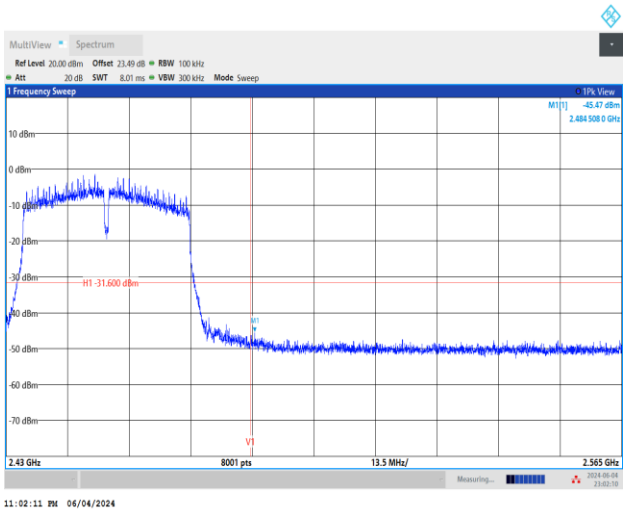 |
| **Spurious Emission 30MHz~1GHz** | **Spurious Emission 1GHz~26.5GHz** |
| 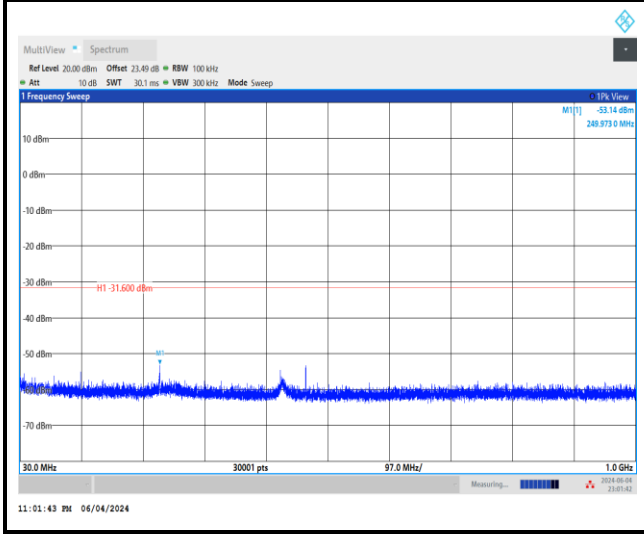 | 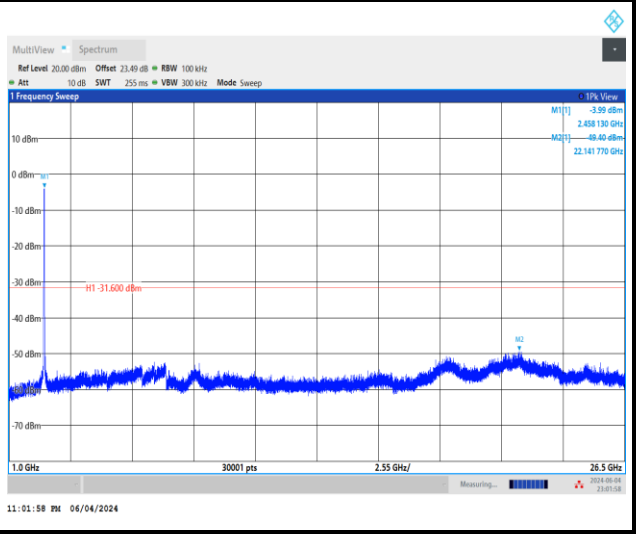 |

# Appendix B. AC Conducted Emission Test Results

| | | | |
|---|---|---|---|
| **Test Engineer :** | Louis Chung | **Temperature :** | 23.7~25.6℃ |
| | | **Relative Humidity :** | 43.6~51.8% |

## EUT Information

| | |
|---|---|
| Report NO : | 441123 |
| Test Mode : | Mode 1 |
| Test Voltage : | 120Vac/60Hz |
| Phase : | Line |

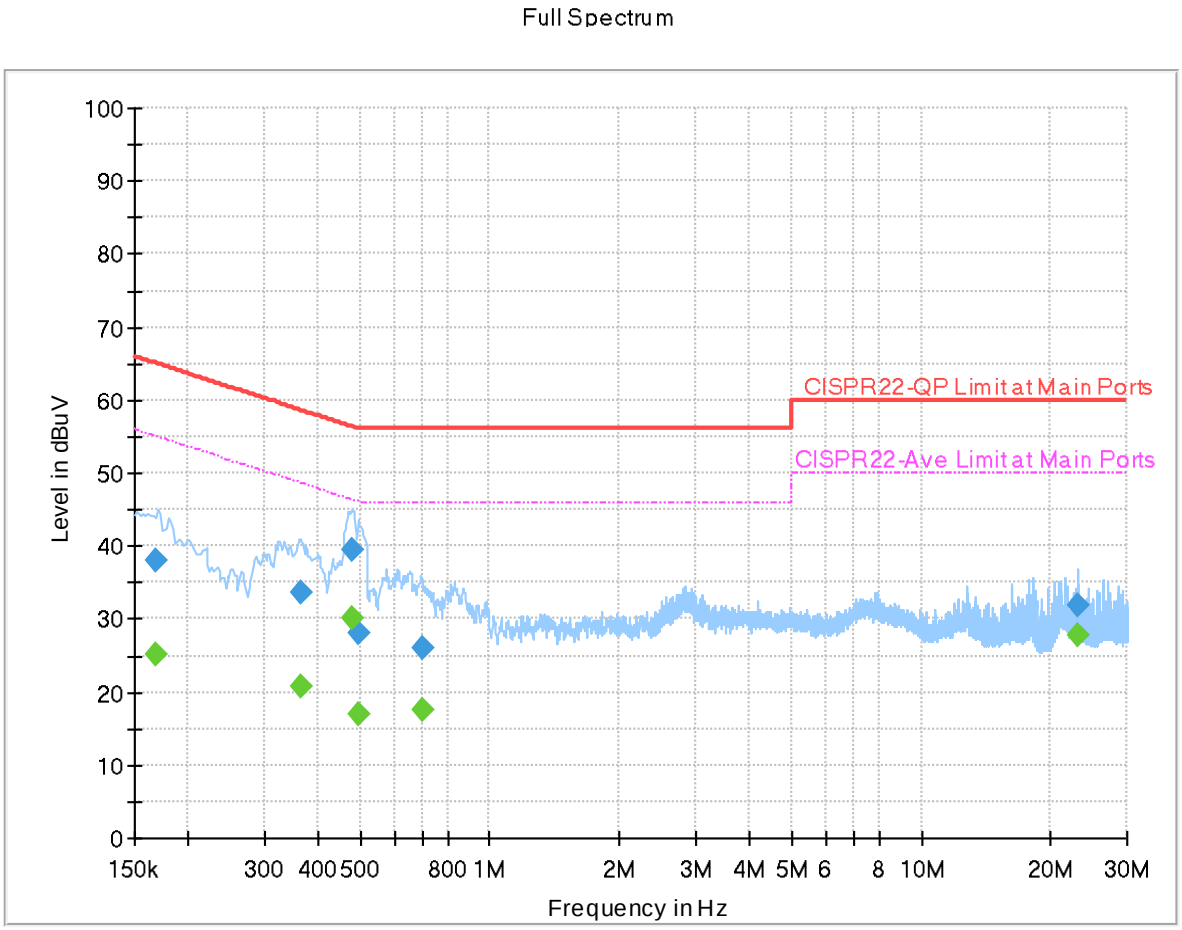


## Final_Result

| Frequency (MHz) | QuasiPeak (dBuV) | CAverage (dBuV) | Limit (dBuV) | Margin (dB) | Line | Filter | Corr. (dB) |
|---|---|---|---|---|---|---|---|
| 0.168180 | --- | 25.04 | 55.05 | 30.01 | L1 | OFF | 19.9 |
| 0.168180 | 37.91 | --- | 65.05 | 27.14 | L1 | OFF | 19.9 |
| 0.364560 | --- | 20.78 | 48.62 | 27.84 | L1 | OFF | 19.9 |
| 0.364560 | 33.68 | --- | 58.62 | 24.94 | L1 | OFF | 19.9 |
| 0.478860 | --- | 30.09 | 46.36 | 16.27 | L1 | OFF | 19.9 |
| 0.478860 | 39.41 | --- | 56.36 | 16.95 | L1 | OFF | 19.9 |
| 0.493620 | --- | 16.81 | 46.11 | 29.30 | L1 | OFF | 19.9 |
| 0.493620 | 28.00 | --- | 56.11 | 28.11 | L1 | OFF | 19.9 |
| 0.694500 | --- | 17.62 | 46.00 | 28.38 | L1 | OFF | 19.9 |
| 0.694500 | 26.14 | --- | 56.00 | 29.86 | L1 | OFF | 19.9 |
| 23.126640 | --- | 27.86 | 50.00 | 22.14 | L1 | OFF | 20.1 |
| 23.126640 | 31.98 | --- | 60.00 | 28.02 | L1 | OFF | 20.1 |

## EUT Information

| | |
|---|---|
| Report NO : | 441123 |
| Test Mode : | Mode 1 |
| Test Voltage : | 120Vac/60Hz |
| Phase : | Neutral |

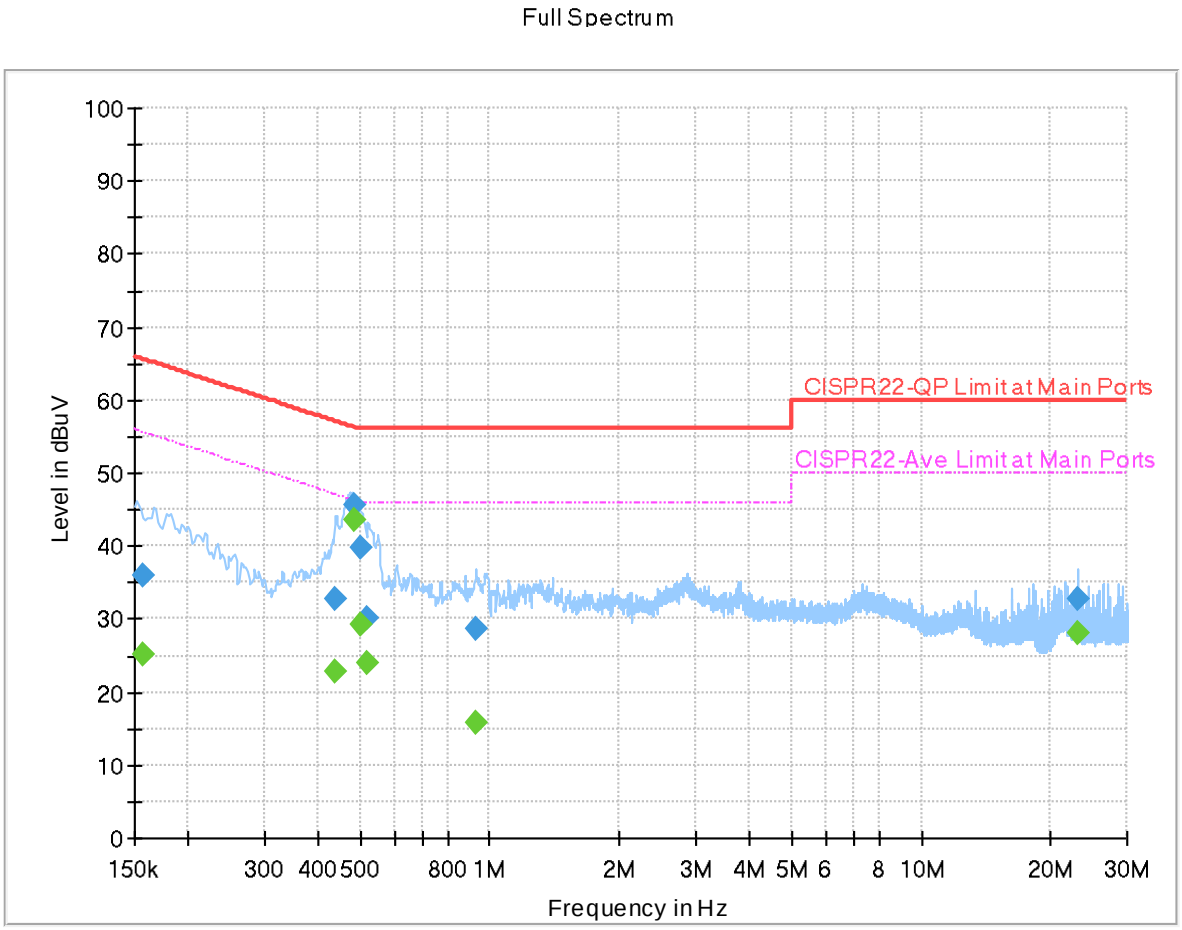


## Final_Result

| Frequency (MHz) | QuasiPeak (dBuV) | CAverage (dBuV) | Limit (dBuV) | Margin (dB) | Line | Filter | Corr. (dB) |
|---|---|---|---|---|---|---|---|
| 0.156750 | --- | 25.02 | 55.63 | 30.61 | N | OFF | 19.9 |
| 0.156750 | 36.04 | --- | 65.63 | 29.59 | N | OFF | 19.9 |
| 0.435750 | --- | 22.78 | 47.14 | 24.36 | N | OFF | 19.9 |
| 0.435750 | 32.80 | --- | 57.14 | 24.34 | N | OFF | 19.9 |
| 0.483000 | --- | 43.60 | 46.29 | 2.69 | N | OFF | 19.9 |
| 0.483000 | 45.56 | --- | 56.29 | 10.73 | N | OFF | 19.9 |
| 0.503250 | --- | 29.23 | 46.00 | 16.77 | N | OFF | 19.9 |
| 0.503250 | 39.67 | --- | 56.00 | 16.33 | N | OFF | 19.9 |
| 0.516750 | --- | 23.88 | 46.00 | 22.12 | N | OFF | 19.9 |
| 0.516750 | 30.26 | --- | 56.00 | 25.74 | N | OFF | 19.9 |
| 0.927780 | --- | 15.69 | 46.00 | 30.31 | N | OFF | 19.9 |
| 0.927780 | 28.75 | --- | 56.00 | 27.25 | N | OFF | 19.9 |
| 23.128080 | --- | 28.07 | 50.00 | 21.93 | N | OFF | 20.2 |
| 23.128080 | 32.78 | --- | 60.00 | 27.22 | N | OFF | 20.2 |

# Appendix C. Radiated Spurious Emission Test Data

| | | | |
|---|---|---|---|
| **Test Engineer :** | Leo Li and Lucifer Jiang | **Temperature :** | 21.7~22.5℃ |
| | | **Relative Humidity :** | 51~57% |

**Note symbol**

| | |
|---|---|
| -L | **Low channel location** |
| -R | **High channel location** |

# C1. Radiated Spurious Emission Test Modes

**<Ant. 1>**

| Mode | Band (MHz) | Antenna | Modulation | Channel | Frequency | Data Rate | RU | Remark |
|---|---|---|---|---|---|---|---|---|
| Mode 1 | 2400-2483.5 | 1 | 802.11b | 01 | 2412 | 1Mbps | - | - |
| Mode 2 | 2400-2483.5 | 1 | 802.11b | 06 | 2437 | 1Mbps | - | - |
| Mode 3 | 2400-2483.5 | 1 | 802.11b | 11 | 2462 | 1Mbps | - | - |
| Mode 4 | 2400-2483.5 | 1 | 802.11g | 01 | 2412 | 6Mbps | - | - |
| Mode 5 | 2400-2483.5 | 1 | 802.11g | 06 | 2437 | 6Mbps | - | - |
| Mode 6 | 2400-2483.5 | 1 | 802.11g | 11 | 2462 | 6Mbps | - | - |
| Mode 13 | 2400-2483.5 | 1 | 802.11g | 6 | 2437 | 6Mbps | - | LF |
| Mode 14 | 2400-2483.5 | 1 | 802.11g | 6 | 2437 | 6Mbps | - | SHF |

**<Ant. 2>**

| Mode | Band (MHz) | Antenna | Modulation | Channel | Frequency | Data Rate | RU | Remark |
|---|---|---|---|---|---|---|---|---|
| Mode 7 | 2400-2483.5 | 2 | 802.11b | 01 | 2412 | 1Mbps | - | - |
| Mode 8 | 2400-2483.5 | 2 | 802.11b | 06 | 2437 | 1Mbps | - | - |
| Mode 9 | 2400-2483.5 | 2 | 802.11b | 11 | 2462 | 1Mbps | - | - |
| Mode 10 | 2400-2483.5 | 2 | 802.11g | 01 | 2412 | 6Mbps | - | - |
| Mode 11 | 2400-2483.5 | 2 | 802.11g | 06 | 2437 | 6Mbps | - | - |
| Mode 12 | 2400-2483.5 | 2 | 802.11g | 11 | 2462 | 6Mbps | - | - |

**MIMO <Ant. 1+2>**

| Mode | Band (MHz) | Antenna | Modulation | Channel | Frequency | Data Rate | RU | Remark |
|---|---|---|---|---|---|---|---|---|
| Mode 15 | 2400-2483.5 | 1+2 | 802.11n HT20 | 01 | 2412 | MCS0 | - | - |
| Mode 16 | 2400-2483.5 | 1+2 | 802.11n HT20 | 06 | 2437 | MCS0 | - | - |
| Mode 17 | 2400-2483.5 | 1+2 | 802.11n HT20 | 11 | 2462 | MCS0 | - | - |
| Mode 18 | 2400-2483.5 | 1+2 | 802.11n HT40 | 03 | 2422 | MCS0 | - | - |
| Mode 19 | 2400-2483.5 | 1+2 | 802.11n HT40 | 06 | 2437 | MCS0 | - | - |
| Mode 20 | 2400-2483.5 | 1+2 | 802.11n HT40 | 09 | 2452 | MCS0 | - | - |
| Mode 21 | 2400-2483.5 | 1+2 | 802.11n HT40 | 06 | 2437 | MCS0 | - | LF |
| Mode 22 | 2400-2483.5 | 1+2 | 802.11n HT40 | 06 | 2437 | MCS0 | - | SHF |

## C2. Summary of each worse mode

**<Ant. 1>**

| Mode | Modulation | Ch. | Freq. (MHz) | Level (dBuV/m) | Limit (dBuV/m) | Margin (dB) | Pol. | Peak Avg. | Result | RU | Remark |
|---|---|---|---|---|---|---|---|---|---|---|---|
| 1 | 802.11b | 01 | 2387.87 | 41.88 | 54.00 | -12.12 | V | Avg. | Pass | - | Band Edge |
| 1 | 802.11b | 01 | 1206.00 | 53.42 | 54.00 | -0.58 | V | Avg. | Pass | - | Harmonic |
| 2 | 802.11b | 06 | 2388.61 | 41.60 | 54.00 | -12.40 | V | Avg. | Pass | - | Band Edge |
| 2 | 802.11b | 06 | 1218.50 | 53.48 | 54.00 | -0.52 | V | Avg. | Pass | - | Harmonic |
| 3 | 802.11b | 11 | 2489.78 | 44.17 | 54.00 | -9.83 | V | Avg. | Pass | - | Band Edge |
| 3 | 802.11b | 11 | 1231.00 | 53.45 | 54.00 | -0.55 | V | Avg. | Pass | - | Harmonic |
| 4 | 802.11g | 01 | 2389.95 | 52.59 | 54.00 | -1.41 | V | Avg. | Pass | - | Band Edge |
| 4 | 802.11g | 01 | 1206.00 | 44.67 | 54.00 | -7.73 | V | Avg. | Pass | - | Harmonic |
| 5 | 802.11g | 06 | 2389.25 | 52.77 | 54.00 | -1.23 | V | Avg. | Pass | - | Band Edge |
| 5 | 802.11g | 06 | 7311.00 | 51.72 | 54.00 | -2.28 | V | Avg. | Pass | - | Harmonic |
| 6 | 802.11g | 11 | 2484.12 | 53.18 | 54.00 | -0.82 | V | Avg. | Pass | - | Band Edge |
| 6 | 802.11g | 11 | 7386.00 | 48.36 | 54.00 | -5.64 | H | Avg. | Pass | - | Harmonic |
| 13 | WLAN Tx LF | 6 | 214.30 | 32.66 | 43.50 | -10.84 | V | Peak | Pass | - | LF |
| 14 | WLAN Tx SHF | 6 | 24754.00 | 41.90 | 74.00 | -32.10 | V | Peak | Pass | - | SHF |

**<Ant. 2>**

| Mode | Modulation | Ch. | Freq. (MHz) | Level (dBuV/m) | Limit (dBuV/m) | Margin (dB) | Pol. | Peak Avg. | Result | RU | Remark |
|---|---|---|---|---|---|---|---|---|---|---|---|
| 7 | 802.11b | 01 | 2389.95 | 41.43 | 54.00 | -12.57 | V | Avg. | Pass | - | Band Edge |
| 7 | 802.11b | 01 | 1206.00 | 51.97 | 54.00 | -2.03 | H | Peak | Pass | - | Harmonic |
| 8 | 802.11b | 06 | 2388.36 | 41.03 | 54.00 | -12.97 | V | Avg. | Pass | - | Band Edge |
| 8 | 802.11b | 06 | 1218.50 | 52.19 | 54.00 | -1.81 | V | Avg. | Pass | - | Harmonic |
| 9 | 802.11b | 11 | 2491.75 | 63.75 | 74.00 | -10.25 | V | Peak | Pass | - | Band Edge |
| 9 | 802.11b | 11 | 1231.00 | 49.16 | 54.00 | -4.84 | H | Avg. | Pass | - | Harmonic |
| 10 | 802.11g | 01 | 2389.95 | 53.12 | 54.00 | -0.88 | V | Avg. | Pass | - | Band Edge |
| 10 | 802.11g | 01 | 1206.00 | 44.11 | 54.00 | -9.89 | H | Avg. | Pass | - | Harmonic |
| 11 | 802.11g | 06 | 2485.83 | 50.42 | 54.00 | -3.58 | V | Avg. | Pass | - | Band Edge |
| 11 | 802.11g | 06 | 7311.00 | 53.20 | 54.00 | -0.80 | H | Avg. | Pass | - | Harmonic |
| 12 | 802.11g | 11 | 2483.51 | 52.89 | 54.00 | -1.11 | V | Avg. | Pass | - | Band Edge |
| 12 | 802.11g | 11 | 7386.00 | 42.08 | 54.00 | -11.92 | V | Avg. | Pass | - | Harmonic |

**MIMO <Ant. 1+2>**

| Mode | Modulation | Ch. | Freq. (MHz) | Level (dBuV/m) | Limit (dBuV/m) | Margin (dB) | Pol. | Peak Avg. | Result | RU | Remark |
|---|---|---|---|---|---|---|---|---|---|---|---|
| 15 | 802.11n HT20 | 01 | 2389.95 | 52.09 | 54.00 | -1.91 | V | Avg. | Pass | - | Band Edge |
| 15 | 802.11n HT20 | 01 | 1208.00 | 46.73 | 54.00 | -7.27 | H | Avg. | Pass | - | Harmonic |
| 16 | 802.11n HT20 | 06 | 2487.53 | 47.75 | 54.00 | -6.25 | V | Avg. | Pass | - | Band Edge |
| 16 | 802.11n HT20 | 06 | 1220.00 | 53.45 | 54.00 | -0.55 | H | Avg. | Pass | - | Harmonic |
| 17 | 802.11n HT20 | 11 | 2483.55 | 52.41 | 54.00 | -1.59 | V | Avg. | Pass | - | Band Edge |
| 17 | 802.11n HT20 | 11 | 1231.00 | 47.74 | 54.00 | -6.53 | H | Avg. | Pass | - | Harmonic |
| 18 | 802.11n HT40 | 03 | 2389.41 | 52.04 | 54.00 | -1.96 | V | Avg. | Pass | - | Band Edge |
| 18 | 802.11n HT40 | 03 | 1211.00 | 41.87 | 54.00 | -12.13 | H | Avg. | Pass | - | Harmonic |
| 19 | 802.11n HT40 | 06 | 2389.88 | 53.32 | 54.00 | -0.68 | V | Avg. | Pass | - | Band Edge |
| 19 | 802.11n HT40 | 06 | 1218.00 | 46.79 | 54.00 | -7.21 | H | Avg. | Pass | - | Harmonic |
| 20 | 802.11n HT40 | 09 | 2484.40 | 53.30 | 54.00 | -0.70 | V | Avg. | Pass | - | Band Edge |
| 20 | 802.11n HT40 | 09 | 1226.00 | 42.79 | 54.00 | -11.21 | H | Avg. | Pass | - | Harmonic |
| 21 | WLAN Tx LF | 06 | 718.70 | 38.38 | 46.00 | -7.62 | V | Peak | Pass | - | LF |
| 22 | WLAN Tx SHF | 06 | 24754.00 | 42.09 | 74.00 | -31.91 | V | Peak | Pass | - | SHF |

**<Ant. 1>**

| Mode | 1 | |
|---|---|---|
| | Band Edge | |
| | 2400-2483.5_802.11b_CH01_2412MHz | |
| ANT | 1 | |
| Pol. | Horizontal | Fundamental |
| Peak | 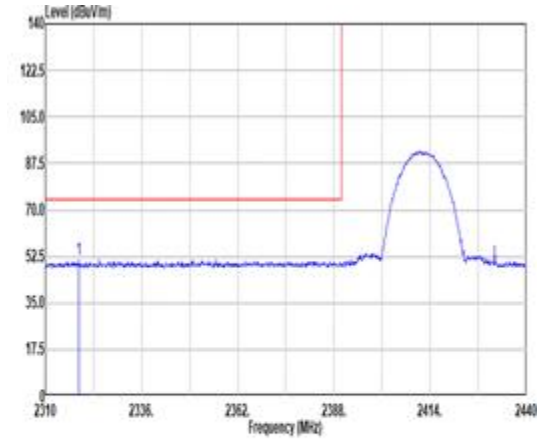 <br>Site : 03CH03-HY<br>Condition: PEAK_BE_74 3m DRH18-E_LE2C05A18EN_230712 HORIZONTAL<br>: RBW:1000.000kHz VBW:3000.000kHz SWT:Auto<br><br>Freq Level Limit Line Margin Read Level Ant Factor Cable Loss Preamp Factor Aux Factor APos TPos Remark<br>MHz dBuV/m dBuV/m dB dBuV dB/m dB dB dB cm deg<br>1 2319.10 51.40 74.00 -22.60 38.27 27.19 7.21 31.69 10.42 102 200 PEAK | 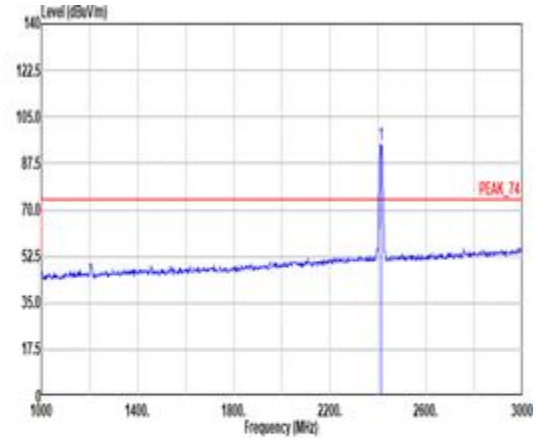 <br>Site : 03CH03-HY<br>Condition: PEAK_74 3m DRH18-E_LE2C05A18EN_230712 HORIZONTAL<br>: RBW:1000.000kHz VBW:3000.000kHz SWT:Auto<br><br>Freq Level Limit Line Margin Read Level Ant Factor Cable Loss Preamp Factor Aux Factor APos TPos Remark<br>MHz dBuV/m dBuV/m dB dBuV dB/m dB dB dB cm deg<br>1 2412.00 94.56 ------ ------ 81.52 26.96 7.38 31.75 10.45 102 200 PEAK |
| Avg | 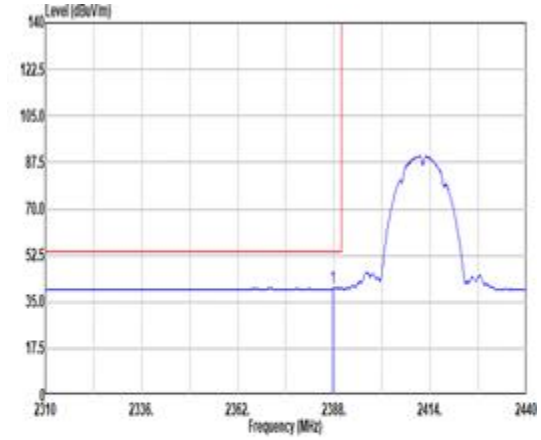 <br>Site : 03CH03-HY<br>Condition: AVG_BE_54 3m DRH18-E_LE2C05A18EN_230712 HORIZONTAL<br>: RBW:1000.000kHz VBW:8.018kHz SWT:Auto<br><br>Freq Level Limit Line Margin Read Level Ant Factor Cable Loss Preamp Factor Aux Factor APos TPos Remark<br>MHz dBuV/m dBuV/m dB dBuV dB/m dB dB dB cm deg<br>1 2387.74 39.96 54.00 -14.04 26.91 27.00 7.34 31.73 10.44 102 200 AVERAGE | 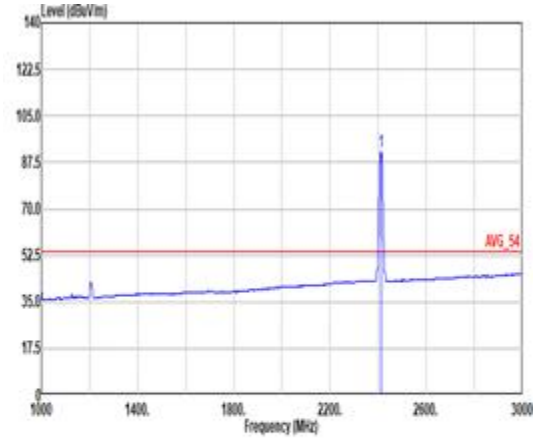 <br>Site : 03CH03-HY<br>Condition: AVG_54 3m DRH18-E_LE2C05A18EN_230712 HORIZONTAL<br>: RBW:1000.000kHz VBW:8.018kHz SWT:Auto<br><br>Freq Level Limit Line Margin Read Level Ant Factor Cable Loss Preamp Factor Aux Factor APos TPos Remark<br>MHz dBuV/m dBuV/m dB dBuV dB/m dB dB dB cm deg<br>1 2412.00 91.38 ------ ------ 78.23 27.00 7.37 31.74 10.44 102 200 AVERAGE |

| Mode | 1 | |
|---|---|---|
| | Band Edge | |
| | 2400-2483.5_802.11b_CH01_2412MHz | |
| ANT | 1 | |
| Pol. | Vertical | Fundamental |
| Peak | 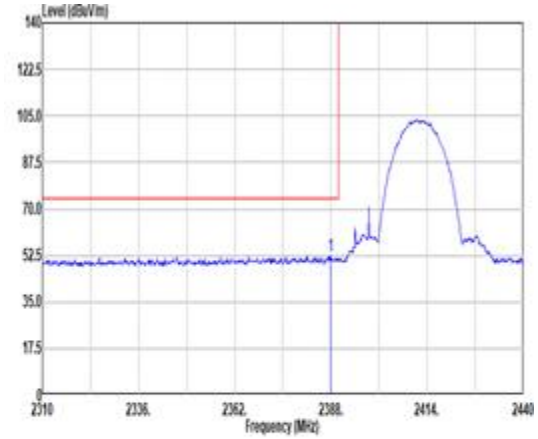 <br>Site : 03CH03-HY<br>Condition: PEAK_BE_74 3m DRH18-E_LE2C05A18EN_230712 VERTICAL<br>: RBW:1000.000kHz VBW:3000.000kHz SWT:Auto<br>Freq Level Limit Line Margin Read Level Ant Factor Cable Loss Preamp Factor Aux Factor APos TPos Remark<br>MHz dBuV/m dBuV/m dB dBuV dB/m dB dB dB cm deg<br>1 2387.87 52.47 74.00 -21.53 39.42 27.00 7.34 31.73 10.44 151 121 PEAK | 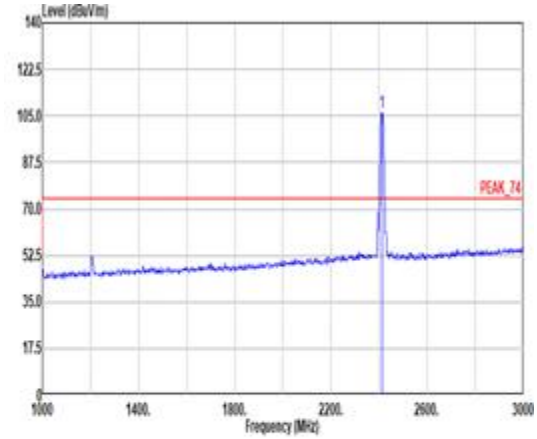 <br>Site : 03CH03-HY<br>Condition: PEAK_74 3m DRH18-E_LE2C05A18EN_230712 VERTICAL<br>: RBW:1000.000kHz VBW:3000.000kHz SWT:Auto<br>Freq Level Limit Line Margin Read Level Ant Factor Cable Loss Preamp Factor Aux Factor APos TPos Remark<br>MHz dBuV/m dBuV/m dB dBuV dB/m dB dB dB cm deg<br>1 2412.00 106.21 ------ ------ 93.17 26.96 7.38 31.75 10.45 151 121 PEAK |
| Avg | 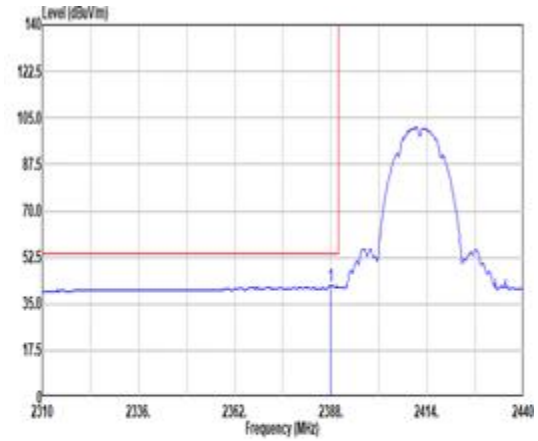 <br>Site : 03CH03-HY<br>Condition: AVG_BE_54 3m DRH18-E_LE2C05A18EN_230712 VERTICAL<br>: RBW:1000.000kHz VBW:8.010kHz SWT:Auto<br>Freq Level Limit Line Margin Read Level Ant Factor Cable Loss Preamp Factor Aux Factor APos TPos Remark<br>MHz dBuV/m dBuV/m dB dBuV dB/m dB dB dB cm deg<br>1 2387.87 41.88 54.00 -12.12 28.83 27.00 7.34 31.73 10.44 151 121 AVERAGE | 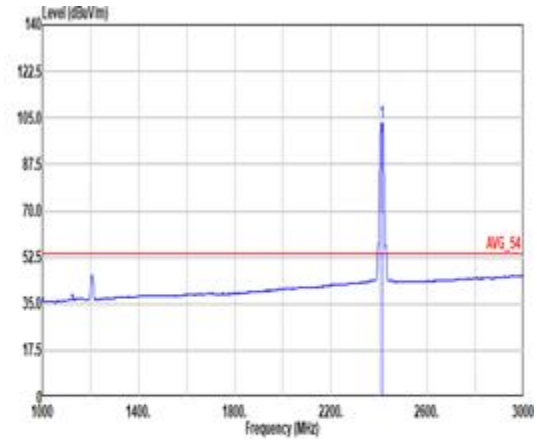 <br>Site : 03CH03-HY<br>Condition: AVG_54 3m DRH18-E_LE2C05A18EN_230712 VERTICAL<br>: RBW:1000.000kHz VBW:8.010kHz SWT:Auto<br>Freq Level Limit Line Margin Read Level Ant Factor Cable Loss Preamp Factor Aux Factor APos TPos Remark<br>MHz dBuV/m dBuV/m dB dBuV dB/m dB dB dB cm deg<br>1 2412.00 103.12 ------ ------ 90.05 27.00 7.37 31.74 10.44 151 121 AVERAGE |

| Mode | 1 | |
|---|---|---|
| | Harmonic | |
| | 2400-2483.5_802.11b_CH01_2412MHz | |
| ANT | 1 | |
| Pol. | Horizontal | Vertical |
| Peak<br>Avg | 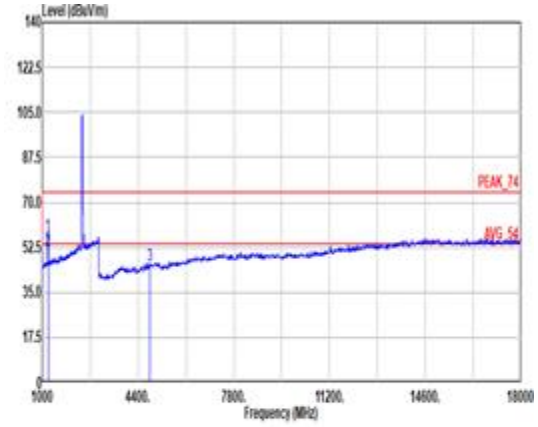 <br><br>Site : 03CH23-HY<br>Condition: PEAK_74 3m DRH18-E_LE2C05A18EN_230712 HORIZONTAL<br>Freq Level Limit Line Margin Read Level Ant Factor Cable Loss Preamp Factor Aux Factor APos TPos Remark<br>MHz dBuV/m dBuV/m dB dBuV dB/m dB dB dB cm deg<br>1 1206.00 57.31 74.00 -16.69 49.04 23.64 5.48 31.01 10.16 100 253 Peak<br>2 1206.00 51.37 54.00 -2.63 43.10 23.64 5.48 31.01 10.16 100 253 Average<br>3 4824.00 45.57 74.00 -28.43 33.79 32.40 10.55 32.98 1.01 -- -- PEAK | 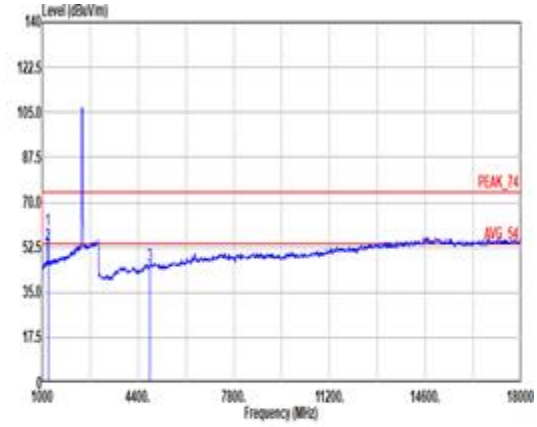 <br><br>Site : 03CH23-HY<br>Condition: PEAK_74 3m DRH18-E_LE2C05A18EN_230712 VERTICAL<br>Freq Level Limit Line Margin Read Level Ant Factor Cable Loss Preamp Factor Aux Factor APos TPos Remark<br>MHz dBuV/m dBuV/m dB dBuV dB/m dB dB dB cm deg<br>1 1206.00 59.28 74.00 -14.72 51.01 23.64 5.48 31.01 10.16 100 160 Peak<br>2 1206.00 53.42 54.00 -0.58 45.15 23.64 5.48 31.01 10.16 100 160 Average<br>3 4824.00 45.20 74.00 -28.80 33.42 32.40 10.55 32.98 1.01 -- -- PEAK |

| Mode | 1 | |
|---|---|---|
| | Harmonic | |
| | 2400-2483.5_802.11b_CH01_2412MHz | |
| ANT | 1 | |
| Pol. | Horizontal | Vertical |
| 10.6G ~18G Avg | 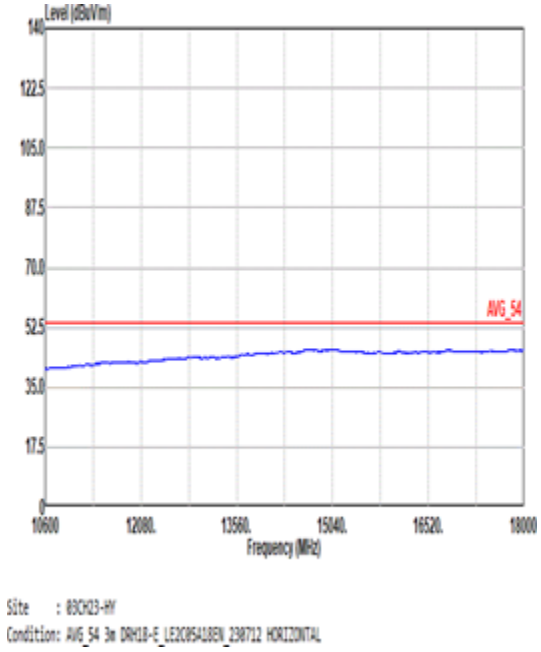  | 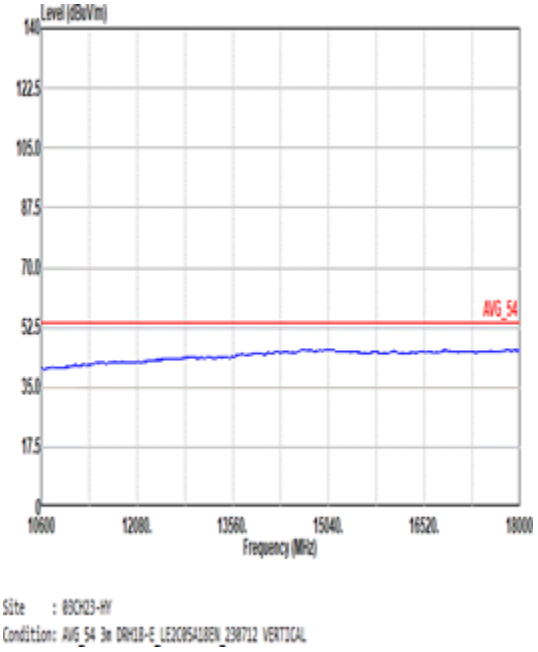  |

| Mode | 2 | |
|---|---|---|
| | Band Edge - L | |
| | 2400-2483.5_802.11b_CH06_2437MHz | |
| ANT | 1 | |
| Pol. | Horizontal | Fundamental |
| Peak | 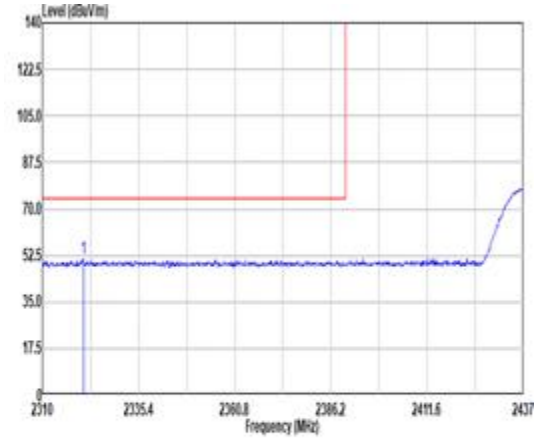 <br>Site : 03CH03-HY<br>Condition: PEAK_BE_74 3m DRH18-E_LE2C05A18EN_230712 HORIZONTAL<br>: RBW:1000.000kHz VBW:3000.000kHz SWT:Auto<br>Freq Level Limit Line Margin Read Level Ant Factor Cable Loss Preamp Factor Aux Factor APos TPos Remark<br>MHz dBuV/m dBuV/m dB dBuV dB/m dB dB dB cm deg<br>1 2320.80 51.13 74.00 -22.87 37.99 27.20 7.21 31.69 10.42 200 72 PEAK | 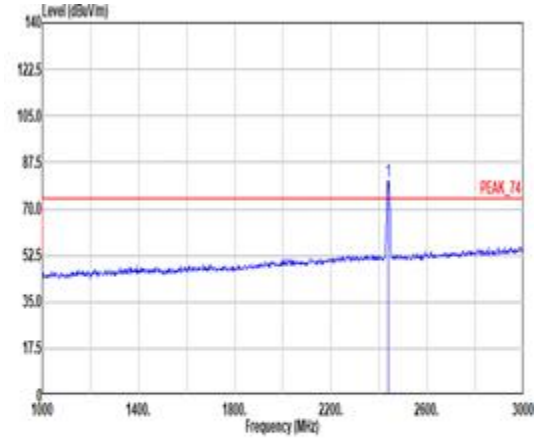 <br>Site : 03CH03-HY<br>Condition: PEAK_74 3m DRH18-E_LE2C05A18EN_230712 HORIZONTAL<br>: RBW:1000.000kHz VBW:3000.000kHz SWT:Auto<br>Freq Level Limit Line Margin Read Level Ant Factor Cable Loss Preamp Factor Aux Factor APos TPos Remark<br>MHz dBuV/m dBuV/m dB dBuV dB/m dB dB dB cm deg<br>1 2437.00 88.43 ------ ------ 67.44 26.88 7.41 31.76 10.46 200 72 PEAK |
| Avg | 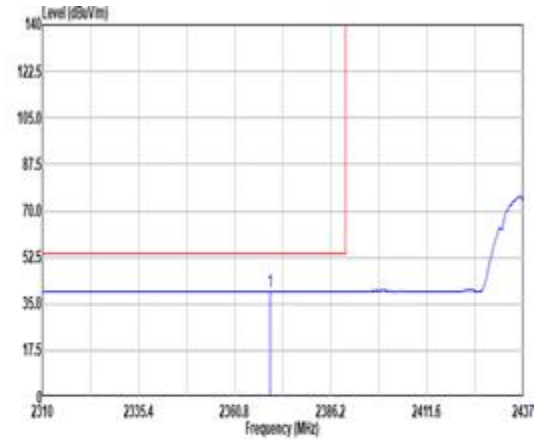 <br>Site : 03CH03-HY<br>Condition: AVG_BE_54 3m DRH18-E_LE2C05A18EN_230712 HORIZONTAL<br>: RBW:1000.000kHz VBW:8.018kHz SWT:Auto<br>Freq Level Limit Line Margin Read Level Ant Factor Cable Loss Preamp Factor Aux Factor APos TPos Remark<br>MHz dBuV/m dBuV/m dB dBuV dB/m dB dB dB cm deg<br>1 2370.87 39.83 54.00 -14.17 26.72 27.10 7.30 31.72 10.43 200 72 AVERAGE | 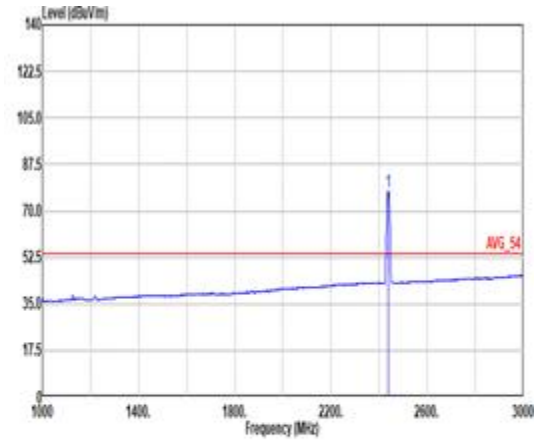 <br>Site : 03CH03-HY<br>Condition: AVG_54 3m DRH18-E_LE2C05A18EN_230712 HORIZONTAL<br>: RBW:1000.000kHz VBW:8.018kHz SWT:Auto<br>Freq Level Limit Line Margin Read Level Ant Factor Cable Loss Preamp Factor Aux Factor APos TPos Remark<br>MHz dBuV/m dBuV/m dB dBuV dB/m dB dB dB cm deg<br>1 2437.00 77.37 ------ ------ 64.38 26.88 7.41 31.76 10.46 200 72 AVERAGE |

| Mode | 2 | |
|---|---|---|
| | Band Edge - R | |
| | 2400-2483.5_802.11b_CH06_2437MHz | |
| ANT | 1 | |
| Pol. | Horizontal | Fundamental |
| Peak | 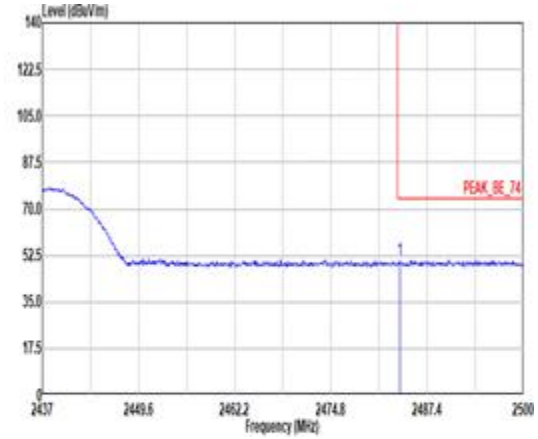 <br>Site : 03CH03-HY<br>Condition: PEAK_BE_74 3m DRH18-E_LE2CB5A18EN_230712 HORIZONTAL<br>: RBW:1000.000kHz VBW:3000.000kHz SWT:Auto<br>Limit Read Ant Cable Preamp Aux APos TPos<br>Freq Level Line Margin Level Factor Loss Factor Factor Remark<br>MHz dBuV/m dBuV/m dB dBuV dB/m dB dB dB cm deg<br>1 2483.81 50.74 74.00 -23.26 37.74 26.84 7.47 31.79 10.48 200 72 PEAK | Blank |
| Avg | 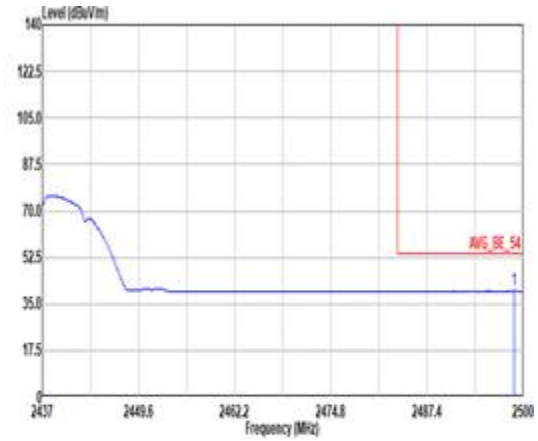 <br>Site : 03CH03-HY<br>Condition: AVG_BE_54 3m DRH18-E_LE2CB5A18EN_230712 HORIZONTAL<br>: RBW:1000.000kHz VBW:8.010kHz SWT:Auto<br>Limit Read Ant Cable Preamp Aux APos TPos<br>Freq Level Line Margin Level Factor Loss Factor Factor Remark<br>MHz dBuV/m dBuV/m dB dBuV dB/m dB dB dB cm deg<br>1 2488.74 39.92 54.00 -14.08 26.85 26.98 7.49 31.80 10.48 200 72 AVERAGE | Blank |

| Mode | 2 | |
|---|---|---|
| | Band Edge - L | |
| | 2400-2483.5_802.11b_CH06_2437MHz | |
| ANT | 1 | |
| Pol. | Vertical | Fundamental |
| Peak | 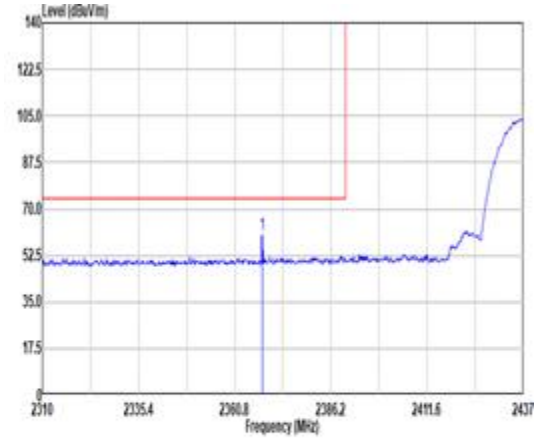 <br>Site : 03CH03-HY<br>Condition: PEAK_BE_74 3m DRH18-E_LE2C05A18EN_230712 VERTICAL<br>: RBW:1000.000kHz VBW:3000.000kHz SWT:Auto<br>Freq Level Limit Line Margin Read Level Ant Factor Cable Loss Preamp Factor Aux Factor APos TPos Remark<br>MHz dBuV/m dBuV/m dB dBuV dB/m dB dB dB cm deg<br>1 2368.04 68.01 74.00 -13.99 46.90 27.10 7.30 31.72 10.43 113 135 PEAK | 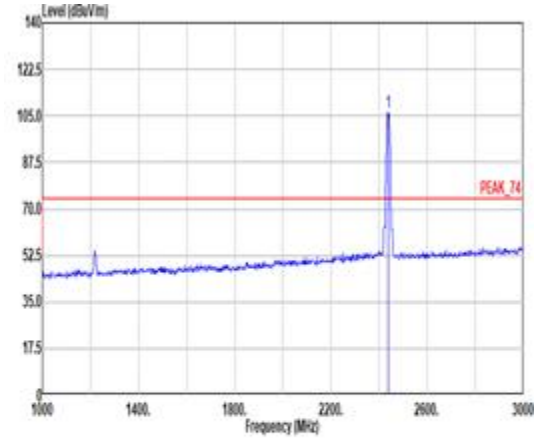 <br>Site : 03CH03-HY<br>Condition: PEAK_74 3m DRH18-E_LE2C05A18EN_230712 VERTICAL<br>: RBW:1000.000kHz VBW:3000.000kHz SWT:Auto<br>Freq Level Limit Line Margin Read Level Ant Factor Cable Loss Preamp Factor Aux Factor APos TPos Remark<br>MHz dBuV/m dBuV/m dB dBuV dB/m dB dB dB cm deg<br>1 2437.00 106.34 ------ ------ 93.37 26.86 7.41 31.76 10.46 113 135 PEAK |
| Avg | 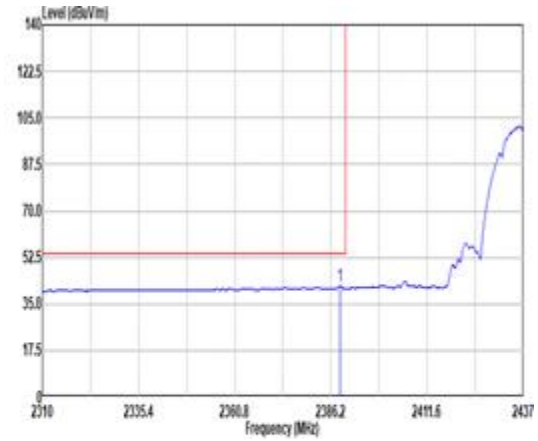 <br>Site : 03CH03-HY<br>Condition: AVG_BE_54 3m DRH18-E_LE2C05A18EN_230712 VERTICAL<br>: RBW:1000.000kHz VBW:8.010kHz SWT:Auto<br>Freq Level Limit Line Margin Read Level Ant Factor Cable Loss Preamp Factor Aux Factor APos TPos Remark<br>MHz dBuV/m dBuV/m dB dBuV dB/m dB dB dB cm deg<br>1 2388.61 41.60 54.00 -12.40 28.55 27.00 7.34 31.73 10.44 113 135 AVERAGE | 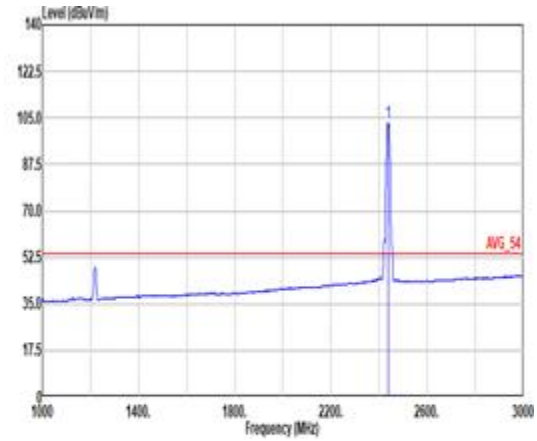 <br>Site : 03CH03-HY<br>Condition: AVG_54 3m DRH18-E_LE2C05A18EN_230712 VERTICAL<br>: RBW:1000.000kHz VBW:8.010kHz SWT:Auto<br>Freq Level Limit Line Margin Read Level Ant Factor Cable Loss Preamp Factor Aux Factor APos TPos Remark<br>MHz dBuV/m dBuV/m dB dBuV dB/m dB dB dB cm deg<br>1 2437.00 103.22 ------ ------ 90.23 26.88 7.41 31.76 10.46 113 135 AVERAGE |

| Mode | 2 | |
|---|---|---|
| | Band Edge - R | |
| | 2400-2483.5_802.11b_CH06_2437MHz | |
| ANT | 1 | |
| Pol. | Vertical | Fundamental |
| Peak | 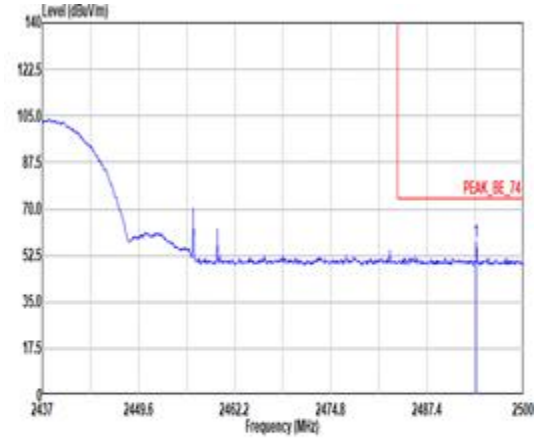 <br>Site : 03CH03-HY<br>Condition: PEAK_BE_74 3m DRH18-E_LE2CB5A18EN_230712 VERTICAL<br>: RBW:1000.000kHz VBW:3000.000kHz SWT:Auto<br><br>Limit Read Ant Cable Preamp Aux APos TPos<br>Freq Level Line Margin Level Factor Loss Factor Factor Remark<br>MHz dBuV/m dBuV/m dB dBuV dB/m dB dB dB cm deg<br>1 2483.83 57.79 74.00 -16.21 44.72 26.90 7.49 31.80 10.48 113 135 PEAK | Blank |
| Avg | 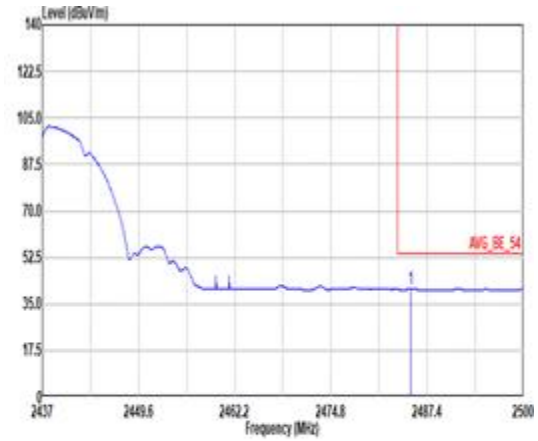 <br>Site : 03CH03-HY<br>Condition: AVG_BE_54 3m DRH18-E_LE2CB5A18EN_230712 VERTICAL<br>: RBW:1000.000kHz VBW:8.010kHz SWT:Auto<br><br>Limit Read Ant Cable Preamp Aux APos TPos<br>Freq Level Line Margin Level Factor Loss Factor Factor Remark<br>MHz dBuV/m dBuV/m dB dBuV dB/m dB dB dB cm deg<br>1 2485.26 40.74 54.00 -13.26 27.72 26.85 7.48 31.79 10.48 113 135 AVERAGE | Blank |

| Mode | 2 | |
|---|---|---|
| | Harmonic | |
| | 2400-2483.5_802.11b_CH06_2437MHz | |
| ANT | 1 | |
| Pol. | Horizontal | Vertical |
| Peak<br>Avg | 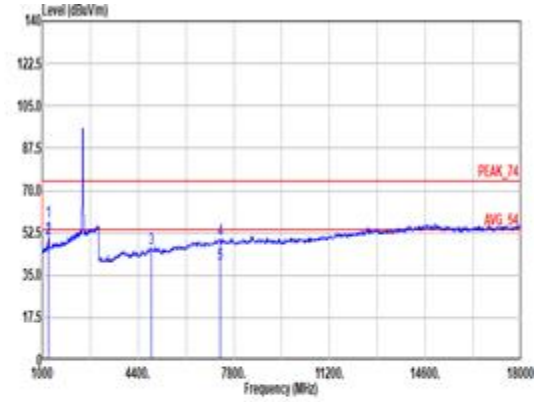 <br><br>Site : 03CH23-HY<br>Condition: PEAK_74 3m DRH18-E_LE2C05A18EN_230712 HORIZONTAL<br>Freq Level Limit Line Margin Read Level Ant Factor Cable Loss Preamp Factor Aux Factor APos TPos Remark<br>MHz dBuV/m dBuV/m dB dBuV dB/m dB dB dB cm deg<br>1 1218.50 57.03 74.00 -16.97 48.79 23.60 5.49 31.01 10.16 100 259 Peak<br>2 1218.50 50.19 54.00 -3.81 41.95 23.60 5.49 31.01 10.16 100 259 Average<br>3 4874.00 45.77 74.00 -28.23 33.84 32.60 10.52 32.98 1.79 -- -- PEAK<br>4 7311.00 49.66 74.00 -24.34 33.36 37.20 12.62 35.54 2.02 -- -- PEAK<br>5 7311.00 39.66 54.00 -14.34 23.36 37.20 12.62 35.54 2.02 -- -- AVERAGE | 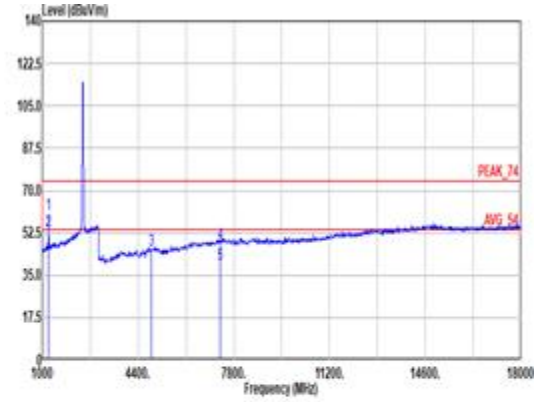 <br><br>Site : 03CH23-HY<br>Condition: PEAK_74 3m DRH18-E_LE2C05A18EN_230712 VERTICAL<br>Freq Level Limit Line Margin Read Level Ant Factor Cable Loss Preamp Factor Aux Factor APos TPos Remark<br>MHz dBuV/m dBuV/m dB dBuV dB/m dB dB dB cm deg<br>1 1218.50 60.14 74.00 -13.86 51.90 23.60 5.49 31.01 10.16 111 156 Peak<br>2 1218.50 53.48 54.00 -0.52 45.24 23.60 5.49 31.01 10.16 111 156 Average<br>3 4874.00 45.63 74.00 -28.37 33.70 32.60 10.52 32.98 1.79 -- -- PEAK<br>4 7311.00 48.28 74.00 -25.72 31.98 37.20 12.62 35.54 2.02 -- -- PEAK<br>5 7311.00 39.74 54.00 -14.26 23.44 37.20 12.62 35.54 2.02 -- -- AVERAGE |

| Mode | 2 | |
|---|---|---|
| | Harmonic | |
| | 2400-2483.5_802.11b_CH06_2437MHz | |
| ANT | 1 | |
| Pol. | Horizontal | Vertical |
| 10.6G ~18G Avg | 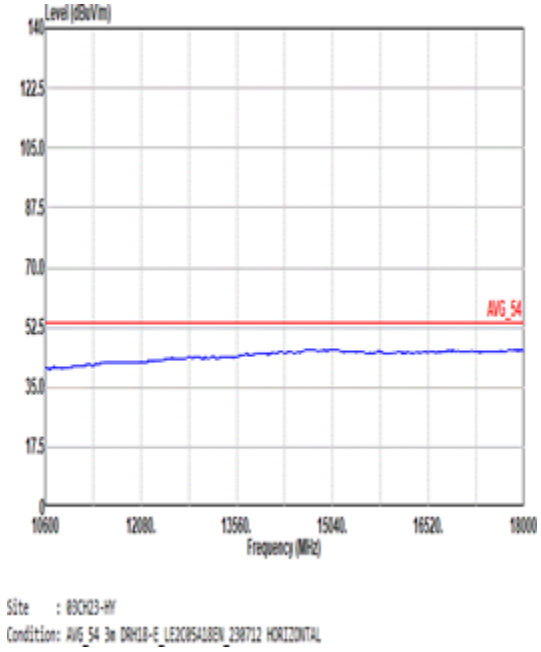 | 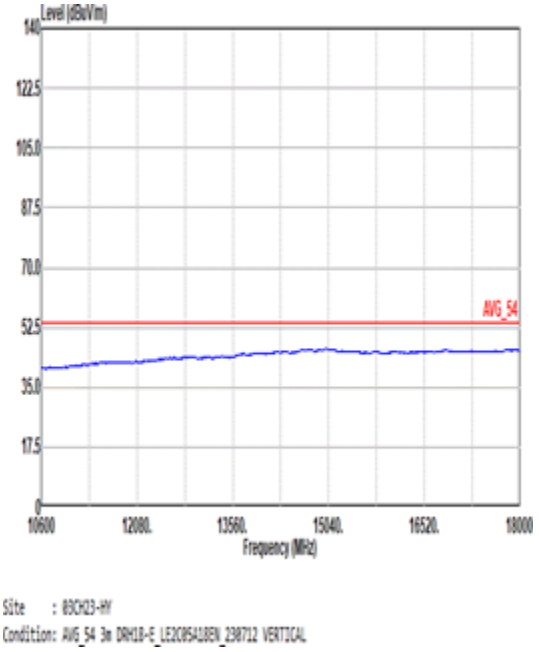 |

| Mode | 3 | |
|---|---|---|
| | Band Edge | |
| | 2400-2483.5_802.11b_CH11_2462MHz | |
| ANT | 1 | |
| Pol. | Horizontal | Fundamental |
| Peak | 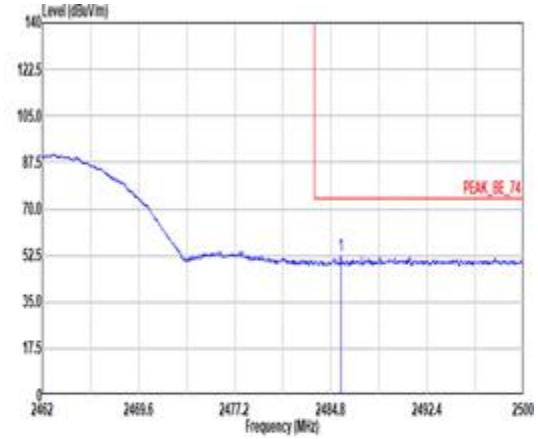 <br>Site : 03CH03-HY<br>Condition: PEAK_BE_74 3m DRH18-E_LE2C05A18EN_230712 HORIZONTAL<br>: RBW:1000.000kHz VBW:3000.000kHz SWT:Auto<br>Freq Level Limit Line Margin Read Level Ant Factor Cable Loss Preamp Factor Aux Factor APos TPos Remark<br>MHz dBuV/m dBuV/m dB dBuV dB/m dB dB dB cm deg<br>1 2485.56 52.16 74.00 -21.84 39.13 26.86 7.48 31.79 10.48 170 213 PEAK | 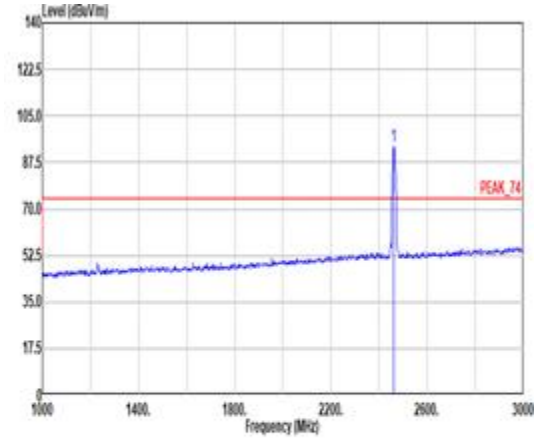 <br>Site : 03CH03-HY<br>Condition: PEAK_74 3m DRH18-E_LE2C05A18EN_230712 HORIZONTAL<br>: RBW:1000.000kHz VBW:3000.000kHz SWT:Auto<br>Freq Level Limit Line Margin Read Level Ant Factor Cable Loss Preamp Factor Aux Factor APos TPos Remark<br>MHz dBuV/m dBuV/m dB dBuV dB/m dB dB dB cm deg<br>1 2462.00 93.30 ------ ------ 80.37 26.80 7.44 31.78 10.47 170 213 PEAK |
| Avg | 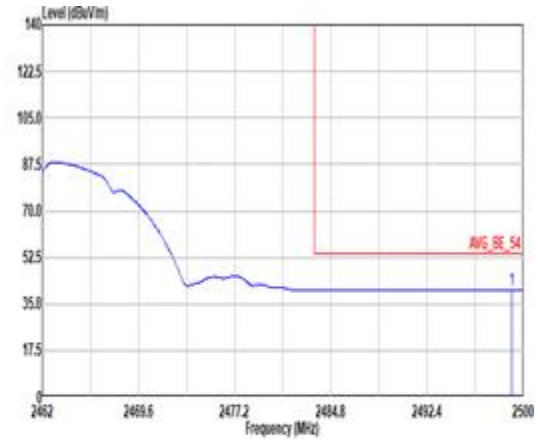 <br>Site : 03CH03-HY<br>Condition: AVG_BE_54 3m DRH18-E_LE2C05A18EN_230712 HORIZONTAL<br>: RBW:1000.000kHz VBW:8.018kHz SWT:Auto<br>Freq Level Limit Line Margin Read Level Ant Factor Cable Loss Preamp Factor Aux Factor APos TPos Remark<br>MHz dBuV/m dBuV/m dB dBuV dB/m dB dB dB cm deg<br>1 2499.09 40.33 54.00 -13.67 27.26 26.90 7.49 31.80 10.48 170 213 AVERAGE | 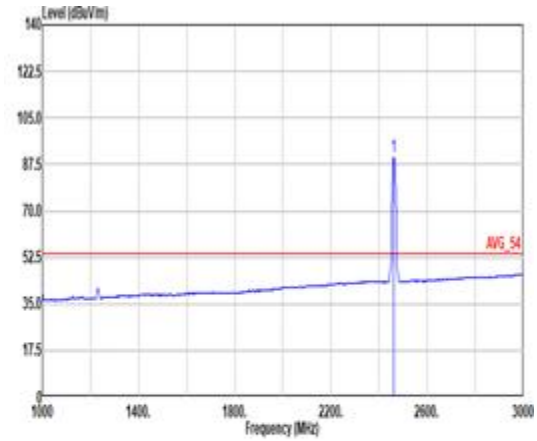 <br>Site : 03CH03-HY<br>Condition: AVG_54 3m DRH18-E_LE2C05A18EN_230712 HORIZONTAL<br>: RBW:1000.000kHz VBW:8.018kHz SWT:Auto<br>Freq Level Limit Line Margin Read Level Ant Factor Cable Loss Preamp Factor Aux Factor APos TPos Remark<br>MHz dBuV/m dBuV/m dB dBuV dB/m dB dB dB cm deg<br>1 2462.00 90.12 ------ ------ 77.19 26.80 7.44 31.78 10.47 170 213 AVERAGE |

| Mode | 3 | |
|---|---|---|
| | Band Edge | |
| | 2400-2483.5_802.11b_CH11_2462MHz | |
| ANT | 1 | |
| Pol. | Vertical | Fundamental |
| Peak | 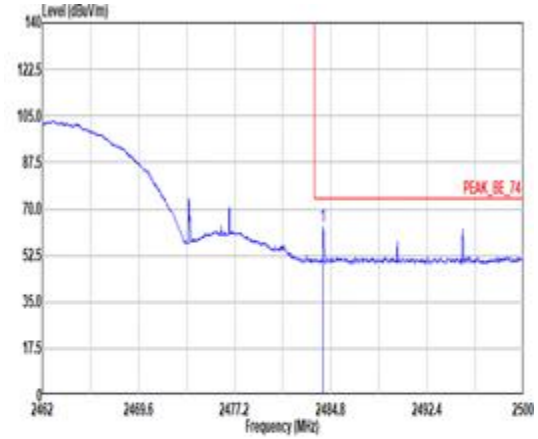 <br>Site : 03CH23-HY<br>Condition: PEAK_BE_74 3m DRH18-E_LE2C05A18EN_230712 VERTICAL<br>: RBW:1000.000kHz VBW:3000.000kHz SWT:Auto<br>Freq Level Limit Line Margin Read Level Ant Factor Cable Loss Preamp Factor Aux Factor APos TPos Remark<br>MHz dBuV/m dBuV/m dB dBuV dB/m dB dB dB cm deg<br>1 2484.19 63.17 74.00 -10.83 50.17 26.84 7.47 31.79 10.48 142 148 PEAK | 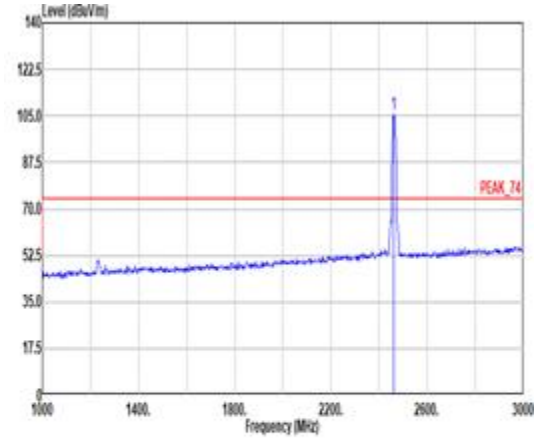 <br>Site : 03CH23-HY<br>Condition: PEAK_74 3m DRH18-E_LE2C05A18EN_230712 VERTICAL<br>: RBW:1000.000kHz VBW:3000.000kHz SWT:Auto<br>Freq Level Limit Line Margin Read Level Ant Factor Cable Loss Preamp Factor Aux Factor APos TPos Remark<br>MHz dBuV/m dBuV/m dB dBuV dB/m dB dB dB cm deg<br>1 2462.00 105.77 ------ ------ 92.84 26.80 7.44 31.78 10.47 142 148 PEAK |
| Avg | 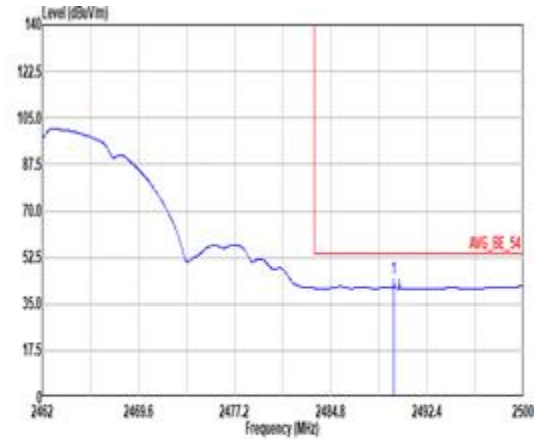 <br>Site : 03CH23-HY<br>Condition: AVG_BE_54 3m DRH18-E_LE2C05A18EN_230712 VERTICAL<br>: RBW:1000.000kHz VBW:8.010kHz SWT:Auto<br>Freq Level Limit Line Margin Read Level Ant Factor Cable Loss Preamp Factor Aux Factor APos TPos Remark<br>MHz dBuV/m dBuV/m dB dBuV dB/m dB dB dB cm deg<br>1 2489.70 44.17 54.00 -9.83 31.10 26.90 7.48 31.79 10.48 142 148 AVERAGE | 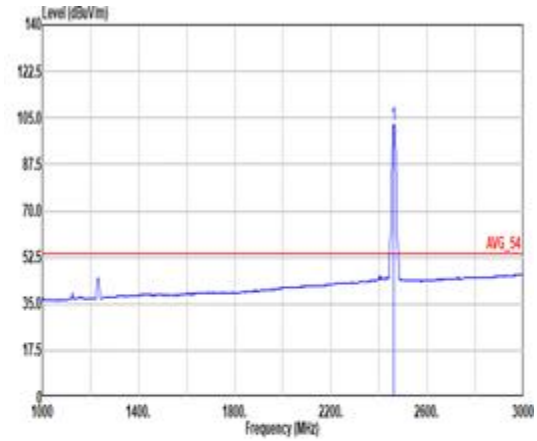 <br>Site : 03CH23-HY<br>Condition: AVG_54 3m DRH18-E_LE2C05A18EN_230712 VERTICAL<br>: RBW:1000.000kHz VBW:8.010kHz SWT:Auto<br>Freq Level Limit Line Margin Read Level Ant Factor Cable Loss Preamp Factor Aux Factor APos TPos Remark<br>MHz dBuV/m dBuV/m dB dBuV dB/m dB dB dB cm deg<br>1 2462.00 102.66 ------ ------ 89.73 26.80 7.44 31.78 10.47 142 148 AVERAGE |

| Mode | 3 | |
|---|---|---|
| | Harmonic | |
| | 2400-2483.5_802.11b_CH11_2462MHz | |
| ANT | 1 | |
| Pol. | Horizontal | Vertical |
| Peak<br>Avg | 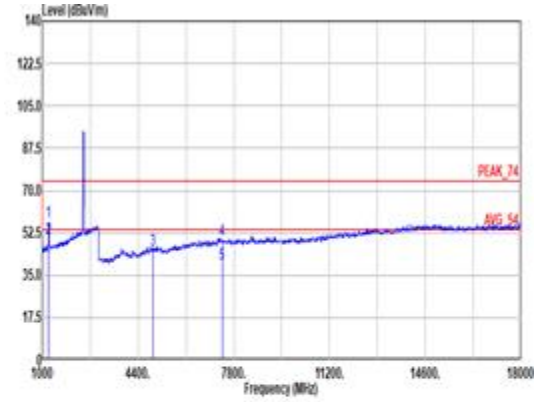 <br><br>Site : 03CH23-HY<br>Condition: PEAK_74 3m DRHG8-E_LE2C05A18EN_230712 HORIZONTAL<br>Freq Level Limit Line Margin Read Level Ant Factor Cable Loss Preamp Factor Aux Factor APos TPos Remark<br>MHz dBuV/m dBuV/m dB dBuV dB/m dB dB dB cm deg<br>1 1231.00 56.97 74.00 -17.03 48.71 23.60 5.50 31.01 10.17 113 272 Peak<br>2 1231.00 49.96 54.00 -4.04 41.70 23.60 5.50 31.01 10.17 113 272 Average<br>3 4924.00 45.61 74.00 -28.39 33.57 32.75 10.50 32.98 1.77 -- -- PEAK<br>4 7386.00 49.81 74.00 -24.19 33.48 37.13 12.81 35.60 1.99 -- -- PEAK<br>5 7386.00 39.48 54.00 -14.52 23.15 37.13 12.81 35.60 1.99 -- -- AVERAGE | 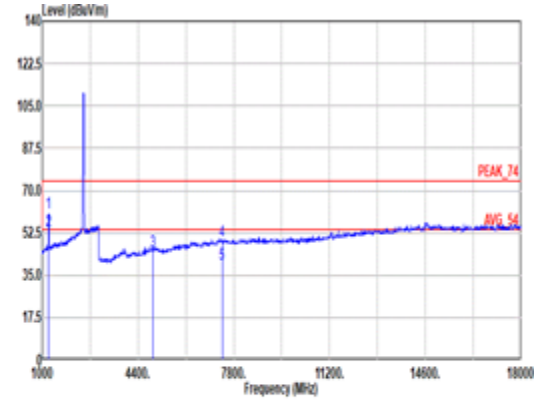 <br><br>Site : 03CH23-HY<br>Condition: PEAK_74 3m DRHG8-E_LE2C05A18EN_230712 VERTICAL<br>Freq Level Limit Line Margin Read Level Ant Factor Cable Loss Preamp Factor Aux Factor APos TPos Remark<br>MHz dBuV/m dBuV/m dB dBuV dB/m dB dB dB cm deg<br>1 1231.00 60.52 74.00 -13.48 52.26 23.60 5.50 31.01 10.17 164 239 Peak<br>2 1231.00 53.45 54.00 -0.55 45.19 23.60 5.50 31.01 10.17 164 239 Average<br>3 4924.00 44.85 74.00 -29.15 32.81 32.75 10.50 32.98 1.77 -- -- PEAK<br>4 7386.00 49.12 74.00 -24.88 32.79 37.13 12.81 35.60 1.99 -- -- PEAK<br>5 7386.00 39.50 54.00 -14.50 23.17 37.13 12.81 35.60 1.99 -- -- AVERAGE |

| Mode | 3 | |
|---|---|---|
| | Harmonic | |
| | 2400-2483.5_802.11b_CH11_2462MHz | |
| ANT | 1 | |
| Pol. | Horizontal | Vertical |
| 10.6G ~18G Avg | 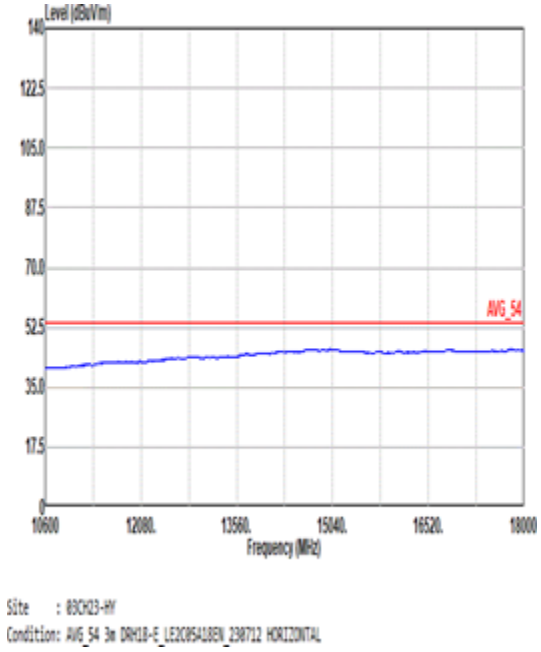  | 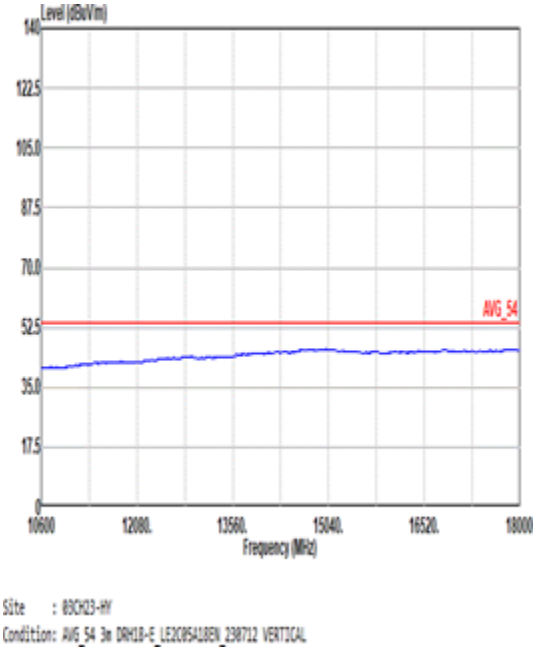  |

| Mode | 4 | |
|---|---|---|
| | Band Edge | |
| | 2400-2483.5_802.11g_CH01_2412MHz | |
| ANT | 1 | |
| Pol. | Horizontal | Fundamental |
| Peak | 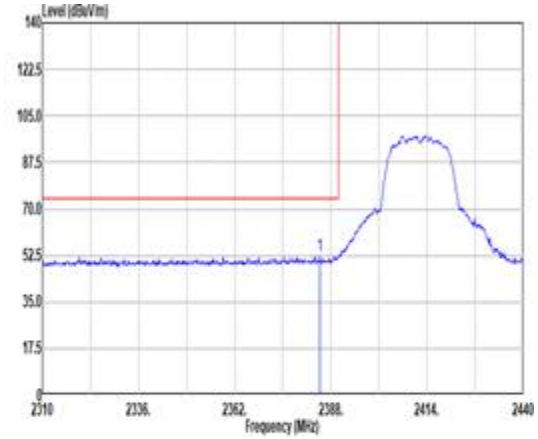 <br>Site : 03CH03-HY<br>Condition: PEAK_BE_74 3m DRH18-E_LE2CB5A18EN_230712 HORIZONTAL<br>: RBW:1000.000kHz VBW:3000.000kHz SWT:Auto<br>Freq Level Limit Line Margin Read Level Ant Factor Cable Loss Preamp Factor Aux Factor APos TPos Remark<br>MHz dBuV/m dBuV/m dB dBuV dB/m dB dB dB cm deg<br>1 2385.01 52.32 74.00 -21.68 39.28 27.00 7.33 31.73 10.44 100 270 PEAK | 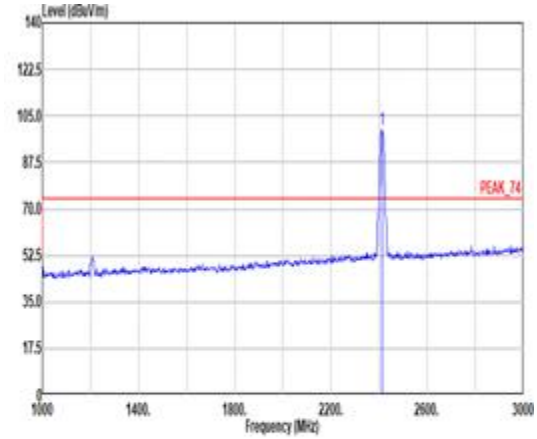 <br>Site : 03CH03-HY<br>Condition: PEAK_74 3m DRH18-E_LE2CB5A18EN_230712 HORIZONTAL<br>: RBW:1000.000kHz VBW:3000.000kHz SWT:Auto<br>Freq Level Limit Line Margin Read Level Ant Factor Cable Loss Preamp Factor Aux Factor APos TPos Remark<br>MHz dBuV/m dBuV/m dB dBuV dB/m dB dB dB cm deg<br>1 2412.00 100.01 ------ ------ 86.97 26.96 7.38 31.75 10.45 100 270 PEAK |
| Avg | 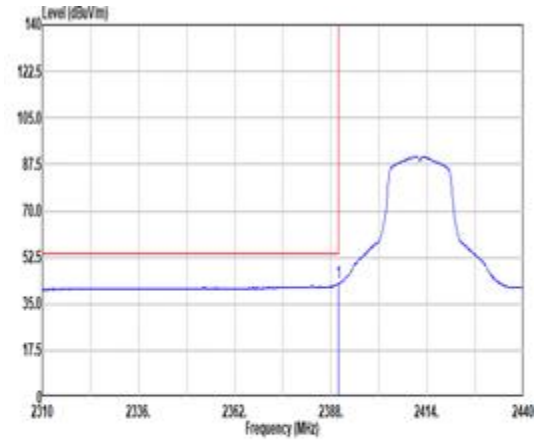 <br>Site : 03CH03-HY<br>Condition: AVG_BE_54 3m DRH18-E_LE2CB5A18EN_230712 HORIZONTAL<br>: RBW:1000.000kHz VBW:0.750kHz SWT:Auto<br>Freq Level Limit Line Margin Read Level Ant Factor Cable Loss Preamp Factor Aux Factor APos TPos Remark<br>MHz dBuV/m dBuV/m dB dBuV dB/m dB dB dB cm deg<br>1 2389.95 42.61 54.00 -11.39 29.56 27.00 7.34 31.73 10.44 100 270 AVERAGE | 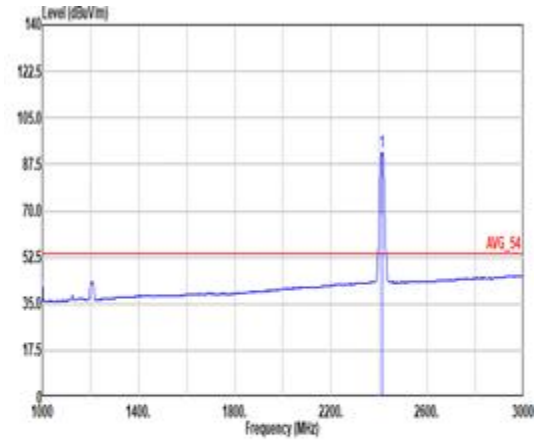 <br>Site : 03CH03-HY<br>Condition: AVG_54 3m DRH18-E_LE2CB5A18EN_230712 HORIZONTAL<br>: RBW:1000.000kHz VBW:0.750kHz SWT:Auto<br>Freq Level Limit Line Margin Read Level Ant Factor Cable Loss Preamp Factor Aux Factor APos TPos Remark<br>MHz dBuV/m dBuV/m dB dBuV dB/m dB dB dB cm deg<br>1 2412.00 92.03 ------ ------ 78.96 27.00 7.37 31.74 10.44 100 270 AVERAGE |

| Mode | 4 | |
|---|---|---|
| | Band Edge | |
| | 2400-2483.5_802.11g_CH01_2412MHz | |
| ANT | 1 | |
| Pol. | Vertical | Fundamental |
| Peak | 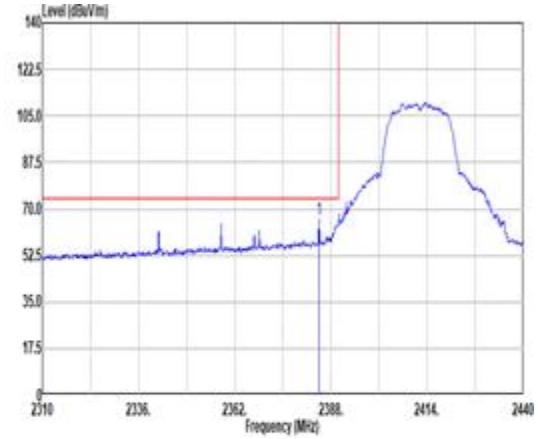 <br>Site : 03CH03-HY<br>Condition: PEAK_BE_74 3m DRH18-E_LE2CB5A18EN_230712 VERTICAL<br>: RBW:1000.000kHz VBW:3000.000kHz SWT:Auto<br>Freq Level Limit Line Margin Read Level Ant Factor Cable Loss Preamp Factor Aux Factor APos TPos Remark<br>MHz dBuV/m dBuV/m dB dBuV dB/m dB dB dB cm deg<br>1 2384.75 66.00 74.00 -8.00 52.96 27.00 7.33 31.73 10.44 100 154 PEAK | 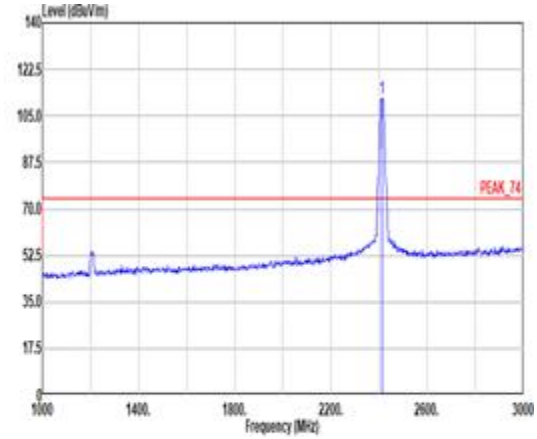 <br>Site : 03CH03-HY<br>Condition: PEAK_74 3m DRH18-E_LE2CB5A18EN_230712 VERTICAL<br>: RBW:1000.000kHz VBW:3000.000kHz SWT:Auto<br>Freq Level Limit Line Margin Read Level Ant Factor Cable Loss Preamp Factor Aux Factor APos TPos Remark<br>MHz dBuV/m dBuV/m dB dBuV dB/m dB dB dB cm deg<br>1 2412.00 111.60 ------ ------ 98.60 26.92 7.38 31.75 10.45 100 154 PEAK |
| Avg | 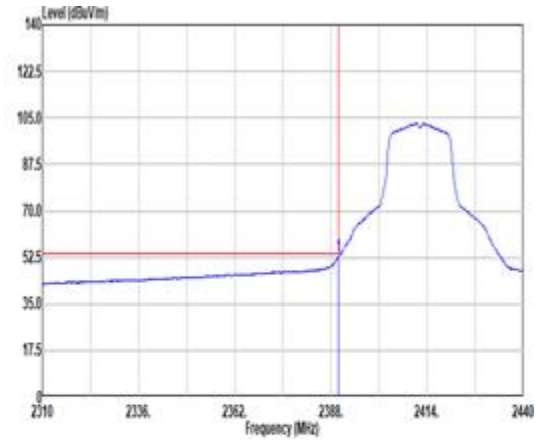 <br>Site : 03CH03-HY<br>Condition: AVG_BE_54 3m DRH18-E_LE2CB5A18EN_230712 VERTICAL<br>: RBW:1000.000kHz VBW:0.750kHz SWT:Auto<br>Freq Level Limit Line Margin Read Level Ant Factor Cable Loss Preamp Factor Aux Factor APos TPos Remark<br>MHz dBuV/m dBuV/m dB dBuV dB/m dB dB dB cm deg<br>1 2389.95 52.59 54.00 -1.41 39.54 27.00 7.34 31.73 10.44 100 154 AVERAGE | 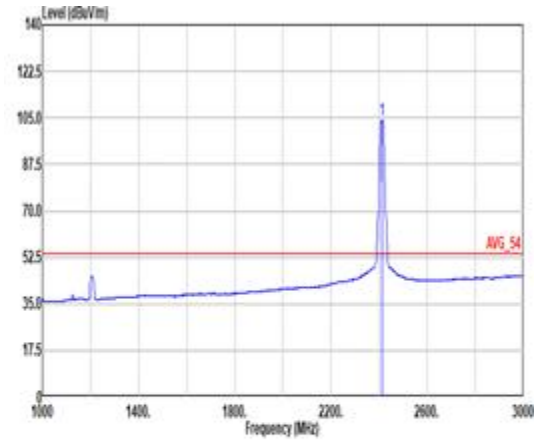 <br>Site : 03CH03-HY<br>Condition: AVG_54 3m DRH18-E_LE2CB5A18EN_230712 VERTICAL<br>: RBW:1000.000kHz VBW:0.750kHz SWT:Auto<br>Freq Level Limit Line Margin Read Level Ant Factor Cable Loss Preamp Factor Aux Factor APos TPos Remark<br>MHz dBuV/m dBuV/m dB dBuV dB/m dB dB dB cm deg<br>1 2412.00 104.33 ------ ------ 91.26 27.00 7.37 31.74 10.44 100 154 AVERAGE |

| Mode | 4 | |
|---|---|---|
| | Harmonic | |
| | 2400-2483.5_802.11g_CH01_2412MHz | |
| ANT | 1 | |
| Pol. | Horizontal | Vertical |
| Peak<br>Avg | 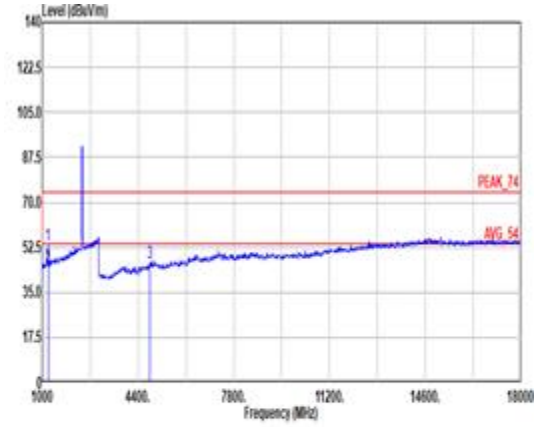 <br>Site : 03CH23-HY<br>Condition: PEAK_74 3m DRH18-E_LE2C05A18EN_230712 HORIZONTAL<br>Freq Level Limit Line Margin Read Level Ant Factor Cable Loss Preamp Factor Aux Factor APos TPos Remark<br>MHz dBuV/m dBuV/m dB dBuV dB/m dB dB dB cm deg<br>1 1206.00 53.55 74.00 -20.45 45.20 23.64 5.48 31.01 10.16 100 257 Peak<br>2 1206.00 44.67 54.00 -9.33 36.40 23.64 5.48 31.01 10.16 100 257 Average<br>3 4824.00 46.53 74.00 -27.47 34.75 32.40 10.55 32.98 1.01 -- -- PEAK | 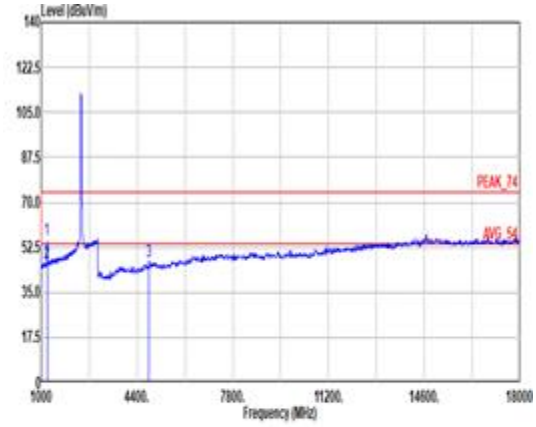 <br>Site : 03CH23-HY<br>Condition: PEAK_74 3m DRH18-E_LE2C05A18EN_230712 VERTICAL<br>Freq Level Limit Line Margin Read Level Ant Factor Cable Loss Preamp Factor Aux Factor APos TPos Remark<br>MHz dBuV/m dBuV/m dB dBuV dB/m dB dB dB cm deg<br>1 1206.00 55.46 74.00 -18.54 47.19 23.64 5.48 31.01 10.16 100 162 Peak<br>2 1206.00 46.27 54.00 -7.73 38.00 23.64 5.48 31.01 10.16 100 162 Average<br>3 4824.00 47.15 74.00 -26.85 35.37 32.40 10.55 32.98 1.01 -- -- PEAK |

| Mode | 4 | |
|---|---|---|
| | Harmonic | |
| | 2400-2483.5_802.11g_CH01_2412MHz | |
| ANT | 1 | |
| Pol. | Horizontal | Vertical |
| 10.6G ~18G Avg | 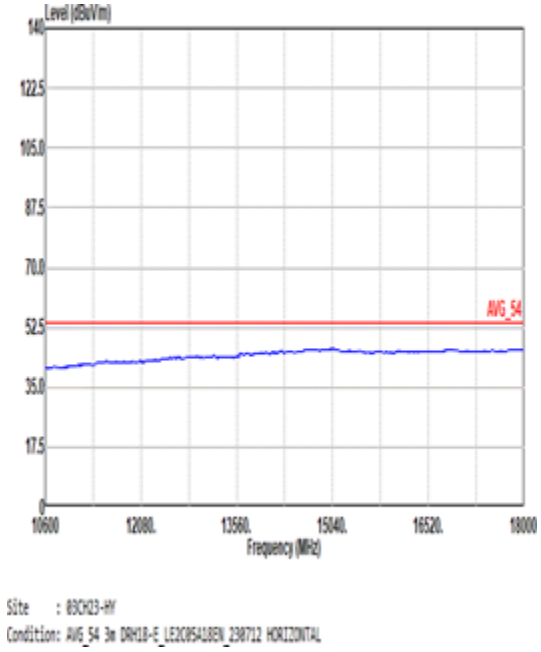 | 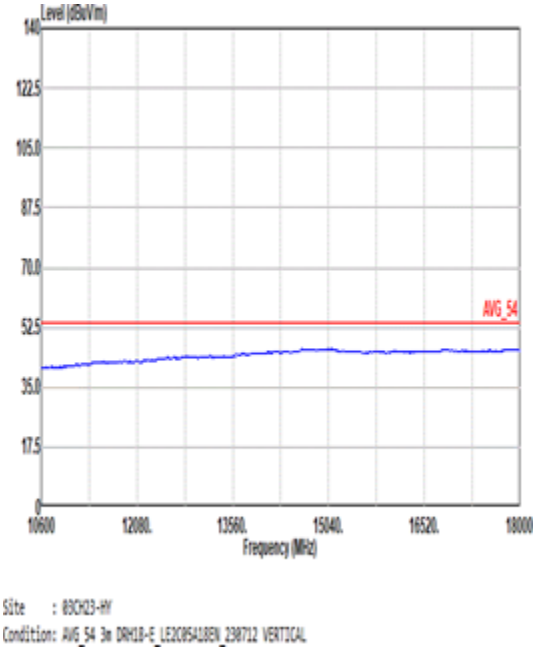 |

| Mode | 5 | |
|---|---|---|
| | Band Edge - L | |
| | 2400-2483.5_802.11g_CH06_2437MHz | |
| ANT | 1 | |
| Pol. | Horizontal | Fundamental |
| Peak | 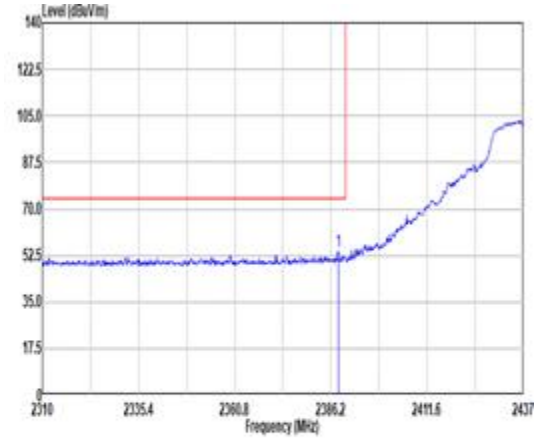 <br>Site : 03CH03-HY<br>Condition: PEAK_BE_74 3m DRH18-E_LE2C05A18EN_230712 HORIZONTAL<br>: RBW:1000.000kHz VBW:3000.000kHz SWT:Auto<br>Freq Level Limit Line Margin Read Level Ant Factor Cable Loss Preamp Factor Aux Factor APos TPos Remark<br>MHz dBuV/m dBuV/m dB dBuV dB/m dB dB dB cm deg<br>1 2388.11 53.94 74.00 -20.06 40.89 27.00 7.34 31.73 10.44 300 270 PEAK | 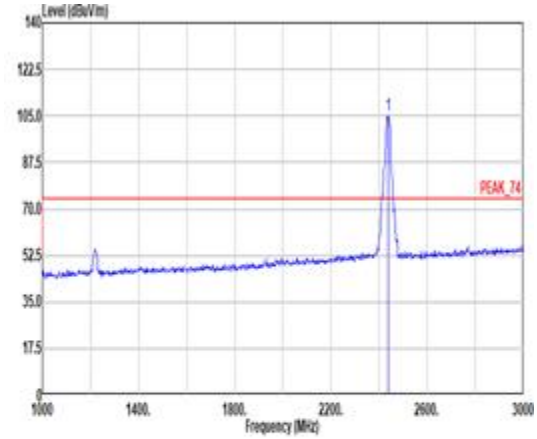 <br>Site : 03CH03-HY<br>Condition: PEAK_74 3m DRH18-E_LE2C05A18EN_230712 HORIZONTAL<br>: RBW:1000.000kHz VBW:3000.000kHz SWT:Auto<br>Freq Level Limit Line Margin Read Level Ant Factor Cable Loss Preamp Factor Aux Factor APos TPos Remark<br>MHz dBuV/m dBuV/m dB dBuV dB/m dB dB dB cm deg<br>1 2437.00 105.20 ------ ------ 92.21 26.88 7.41 31.76 10.46 300 270 PEAK |
| Avg | 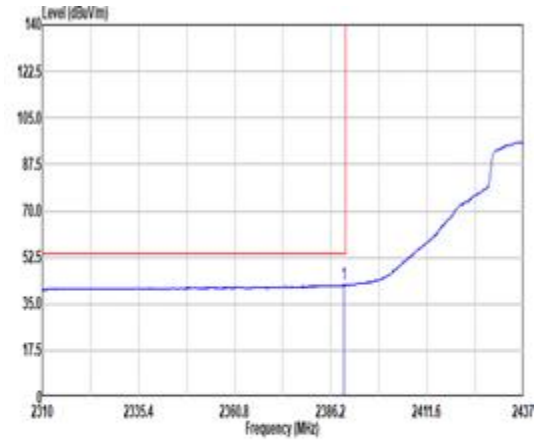 <br>Site : 03CH03-HY<br>Condition: AVG_BE_54 3m DRH18-E_LE2C05A18EN_230712 HORIZONTAL<br>: RBW:1000.000kHz VBW:8.750kHz SWT:Auto<br>Freq Level Limit Line Margin Read Level Ant Factor Cable Loss Preamp Factor Aux Factor APos TPos Remark<br>MHz dBuV/m dBuV/m dB dBuV dB/m dB dB dB cm deg<br>1 2389.63 42.13 54.00 -11.87 29.80 27.00 7.34 31.73 10.44 300 270 AVERAGE | 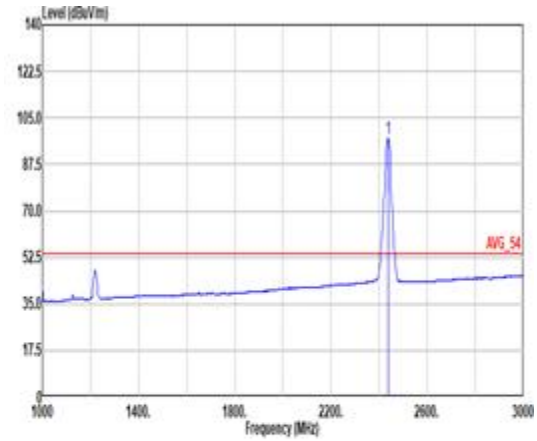 <br>Site : 03CH03-HY<br>Condition: AVG_54 3m DRH18-E_LE2C05A18EN_230712 HORIZONTAL<br>: RBW:1000.000kHz VBW:8.750kHz SWT:Auto<br>Freq Level Limit Line Margin Read Level Ant Factor Cable Loss Preamp Factor Aux Factor APos TPos Remark<br>MHz dBuV/m dBuV/m dB dBuV dB/m dB dB dB cm deg<br>1 2437.00 97.36 ------ ------ 84.39 26.86 7.41 31.76 10.46 300 270 AVERAGE |

| Mode | 5 | |
|---|---|---|
| | Band Edge - R | |
| | 2400-2483.5_802.11g_CH06_2437MHz | |
| ANT | 1 | |
| Pol. | Horizontal | Fundamental |
| Peak | 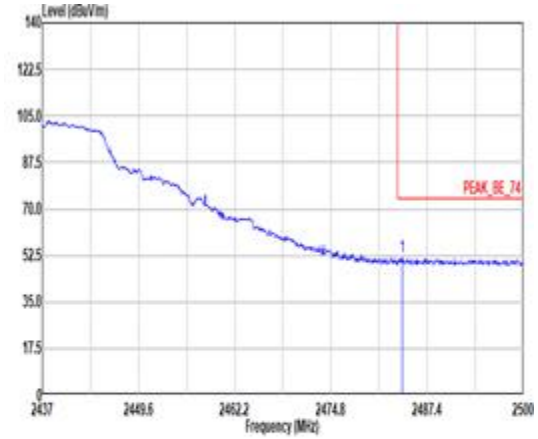 <br>Site : 03CH03-HY<br>Condition: PEAK_BE_74 3m DRH18-E_LE2CB5A18EN_230712 HORIZONTAL<br>: RBW:1000.000kHz VBW:3000.000kHz SWT:Auto<br><br>Limit Read Ant Cable Preamp Aux APos TPos<br>Freq Level Line Margin Level Factor Loss Factor Factor Remark<br>MHz dBuV/m dBuV/m dB dBuV dB/m dB dB dB cm deg<br>1 2484.12 51.92 74.00 -22.08 38.92 26.84 7.47 31.79 10.48 300 270 PEAK | Blank |
| Avg | 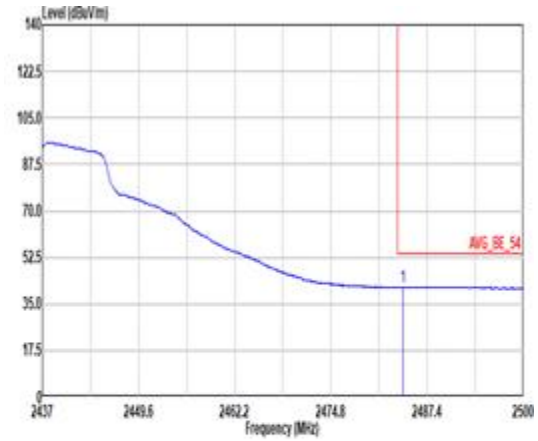 <br>Site : 03CH03-HY<br>Condition: AVG_BE_54 3m DRH18-E_LE2CB5A18EN_230712 HORIZONTAL<br>: RBW:1000.000kHz VBW:8.750kHz SWT:Auto<br><br>Limit Read Ant Cable Preamp Aux APos TPos<br>Freq Level Line Margin Level Factor Loss Factor Factor Remark<br>MHz dBuV/m dBuV/m dB dBuV dB/m dB dB dB cm deg<br>1 2484.19 41.45 54.00 -12.55 28.45 26.84 7.47 31.79 10.48 300 270 AVERAGE | Blank |

| Mode | 5 | |
|---|---|---|
| | Band Edge - L | |
| | 2400-2483.5_802.11g_CH06_2437MHz | |
| ANT | 1 | |
| Pol. | Vertical | Fundamental |
| Peak | 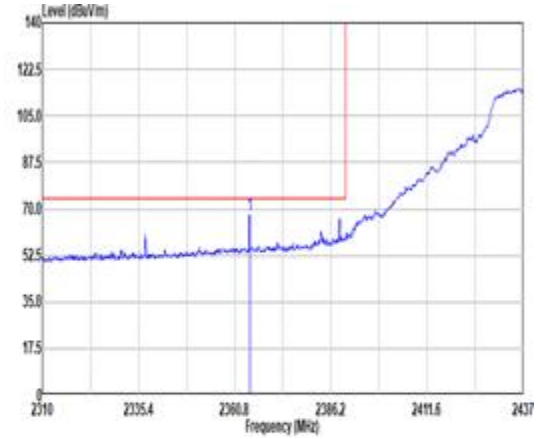 <br>Site : 03CH03-HY<br>Condition: PEAK_BE_74 3m DRH18-E_LE2C05A18EN_230712 VERTICAL<br>: RBW:1000.000kHz VBW:3000.000kHz SWT:Auto<br>Freq Level Limit Line Margin Read Level Ant Factor Cable Loss Preamp Factor Aux Factor APos TPos Remark<br>MHz dBuV/m dBuV/m dB dBuV dB/m dB dB dB cm deg<br>1 2364.74 67.66 74.00 -6.34 54.56 27.10 7.29 31.72 10.43 151 142 PEAK | 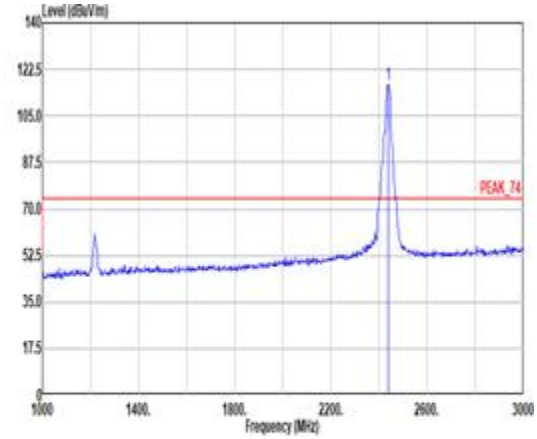 <br>Site : 03CH03-HY<br>Condition: PEAK_74 3m DRH18-E_LE2C05A18EN_230712 VERTICAL<br>: RBW:1000.000kHz VBW:3000.000kHz SWT:Auto<br>Freq Level Limit Line Margin Read Level Ant Factor Cable Loss Preamp Factor Aux Factor APos TPos Remark<br>MHz dBuV/m dBuV/m dB dBuV dB/m dB dB dB cm deg<br>1 2437.00 116.79 ------ ------ 103.84 26.84 7.41 31.76 10.46 151 142 PEAK |
| Avg | 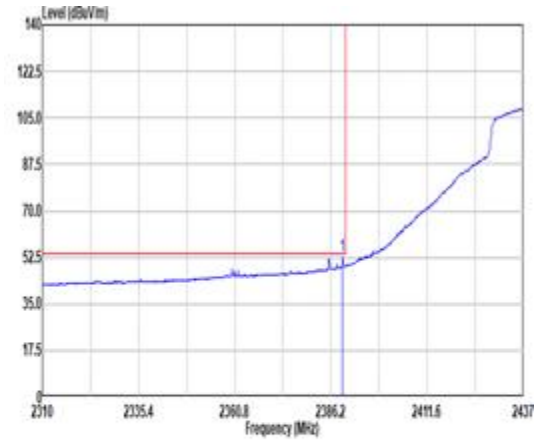 <br>Site : 03CH03-HY<br>Condition: AVG_BE_54 3m DRH18-E_LE2C05A18EN_230712 VERTICAL<br>: RBW:1000.000kHz VBW:8.750kHz SWT:Auto<br>Freq Level Limit Line Margin Read Level Ant Factor Cable Loss Preamp Factor Aux Factor APos TPos Remark<br>MHz dBuV/m dBuV/m dB dBuV dB/m dB dB dB cm deg<br>1 2389.25 52.77 54.00 -1.23 39.72 27.00 7.34 31.73 10.44 151 142 AVERAGE | 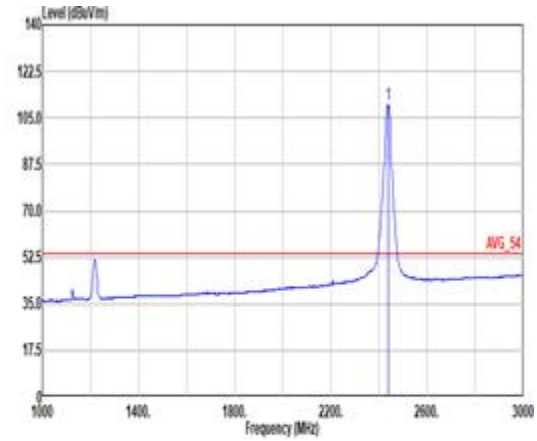 <br>Site : 03CH03-HY<br>Condition: AVG_54 3m DRH18-E_LE2C05A18EN_230712 VERTICAL<br>: RBW:1000.000kHz VBW:8.750kHz SWT:Auto<br>Freq Level Limit Line Margin Read Level Ant Factor Cable Loss Preamp Factor Aux Factor APos TPos Remark<br>MHz dBuV/m dBuV/m dB dBuV dB/m dB dB dB cm deg<br>1 2437.00 109.67 ------ ------ 96.70 26.86 7.41 31.76 10.46 151 142 AVERAGE |

| Mode | 5 | |
|---|---|---|
| | Band Edge - R | |
| | 2400-2483.5_802.11g_CH06_2437MHz | |
| ANT | 1 | |
| Pol. | Vertical | Fundamental |
| Peak | 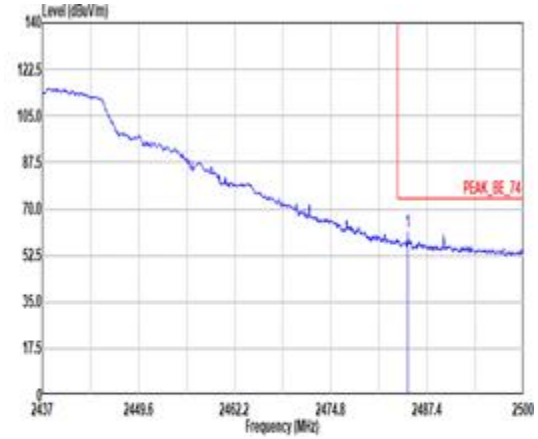 <br>Site : 03CH03-HY<br>Condition: PEAK_BE_74 3m DRH18-E_LE2CB5A18EN_230712 VERTICAL<br>: RBW:1000.000kHz VBW:3000.000kHz SWT:Auto<br><br>Limit Read Ant Cable Preamp Aux APos TPos<br>Freq Level Line Margin Level Factor Loss Factor Factor Remark<br>MHz dBuV/m dBuV/m dB dBuV dB/m dB dB dB cm deg<br>1 2484.88 61.38 74.00 -12.62 48.37 26.85 7.47 31.79 10.48 151 142 PEAK | Blank |
| Avg | 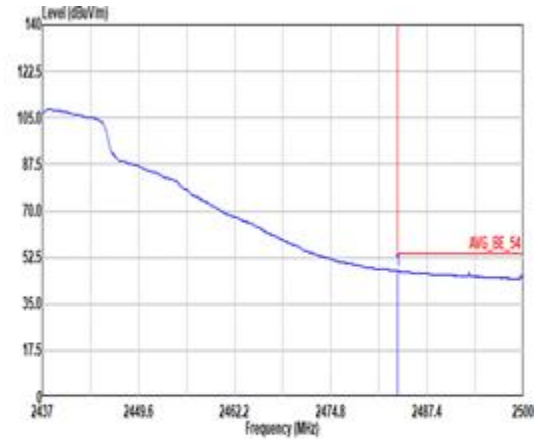 <br>Site : 03CH03-HY<br>Condition: AVG_BE_54 3m DRH18-E_LE2CB5A18EN_230712 VERTICAL<br>: RBW:1000.000kHz VBW:8.750kHz SWT:Auto<br><br>Limit Read Ant Cable Preamp Aux APos TPos<br>Freq Level Line Margin Level Factor Loss Factor Factor Remark<br>MHz dBuV/m dBuV/m dB dBuV dB/m dB dB dB cm deg<br>1 2483.56 47.41 54.00 -6.59 34.41 26.84 7.47 31.79 10.48 151 142 AVERAGE | Blank |

| Mode | 5 | |
|---|---|---|
| | Harmonic | |
| | 2400-2483.5_802.11g_CH06_2437MHz | |
| ANT | 1 | |
| Pol. | Horizontal | Vertical |
| Peak<br>Avg | 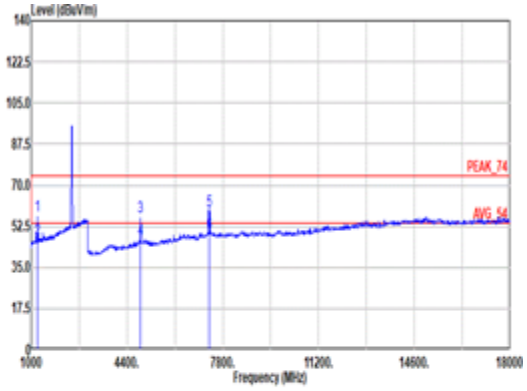 <br><br>Site : 03CH23-HY<br>Condition: PEAK_74 3m DRHG18-E_LE2C05A18EN_230712 HORIZONTAL<br>Freq Level Limit Line Margin Read Level Ant Factor Cable Loss Preamp Factor Aux Factor APos TPos Remark<br>MHz dBuV/m dBuV/m dB dBuV dB/m dB dB dB cm deg<br>1 1218.50 57.26 74.00 -16.74 49.02 23.60 5.49 31.01 10.16 100 259 Peak<br>2 1218.50 47.14 54.00 -6.86 38.90 23.60 5.49 31.01 10.16 100 259 Average<br>3 4874.00 56.71 74.00 -17.29 44.78 32.60 10.52 32.98 1.79 300 228 PEAK<br>4 4874.00 46.97 54.00 -7.03 35.84 32.60 10.52 32.98 1.79 300 228 AVERAGE<br>5 7311.00 59.28 74.00 -14.72 42.98 37.20 12.62 35.54 2.02 250 215 PEAK<br>6 7311.00 49.51 54.00 -4.49 33.21 37.20 12.62 35.54 2.02 250 215 AVERAGE | 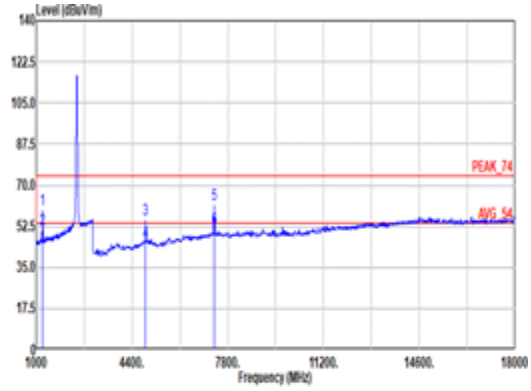 <br><br>Site : 03CH23-HY<br>Condition: PEAK_74 3m DRHG18-E_LE2C05A18EN_230712 VERTICAL<br>Freq Level Limit Line Margin Read Level Ant Factor Cable Loss Preamp Factor Aux Factor APos TPos Remark<br>MHz dBuV/m dBuV/m dB dBuV dB/m dB dB dB cm deg<br>1 1218.50 59.83 74.00 -14.17 51.59 23.60 5.49 31.01 10.16 100 156 Peak<br>2 1218.50 51.10 54.00 -2.90 42.86 23.60 5.49 31.01 10.16 100 156 Average<br>3 4874.00 55.68 74.00 -18.32 43.75 32.60 10.52 32.98 1.79 400 312 PEAK<br>4 4874.00 45.90 54.00 -8.10 33.97 32.60 10.52 32.98 1.79 400 312 AVERAGE<br>5 7311.00 61.85 74.00 -12.15 45.55 37.20 12.62 35.54 2.02 274 217 PEAK<br>6 7311.00 51.72 54.00 -2.28 35.42 37.20 12.62 35.54 2.02 274 217 AVERAGE |

| Mode | 5 | |
|---|---|---|
| | Harmonic | |
| | 2400-2483.5_802.11g_CH06_2437MHz | |
| ANT | 1 | |
| Pol. | Horizontal | Vertical |
| 10.6G ~18G Avg | 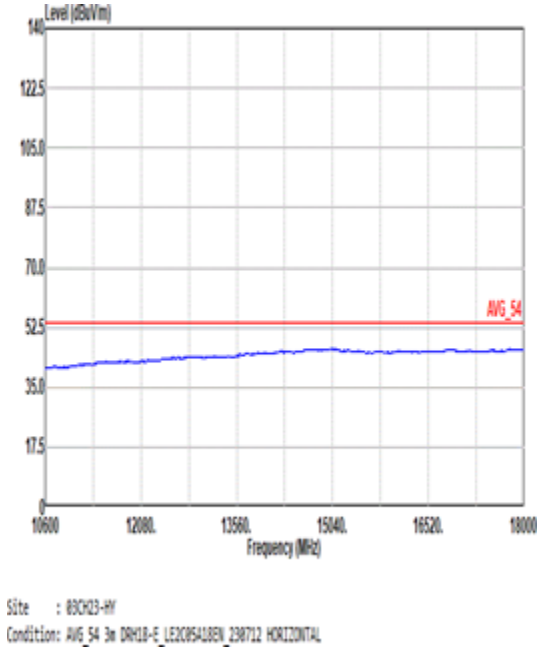 | 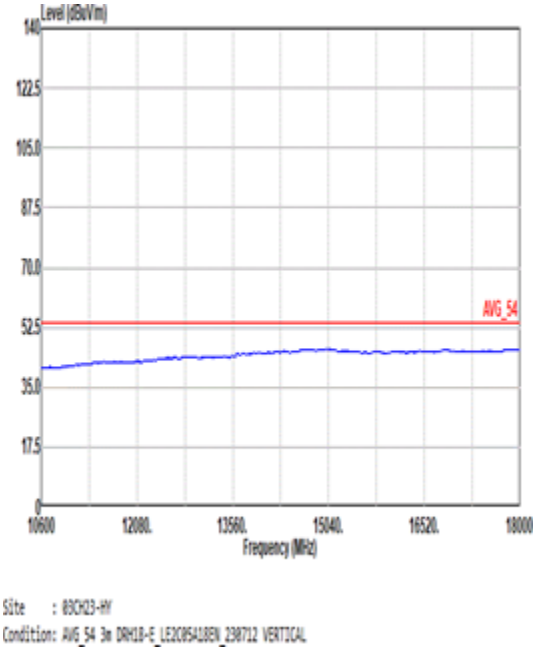 |

| Mode | 6 | |
|---|---|---|
| | Band Edge | |
| | 2400-2483.5_802.11g_CH11_2462MHz | |
| ANT | 1 | |
| Pol. | Horizontal | Fundamental |
| Peak | 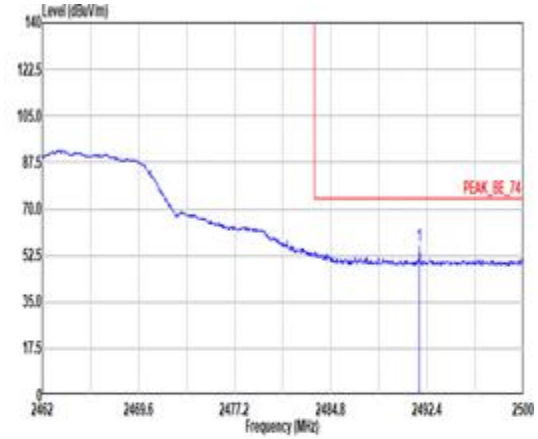 <br>Site : 03CH23-HY<br>Condition: PEAK_BE_74 3m DRH18-E_LE2C05A18EN_230712 HORIZONTAL<br>: RBW:1000.000kHz VBW:3000.000kHz SWT:Auto<br>Freq Level Limit Line Margin Read Level Ant Factor Cable Loss Preamp Factor Aux Factor APos TPos Remark<br>MHz dBuV/m dBuV/m dB dBuV dB/m dB dB dB cm deg<br>1 2491.79 56.16 74.00 -17.84 43.09 26.90 7.48 31.79 10.48 300 30 PEAK | 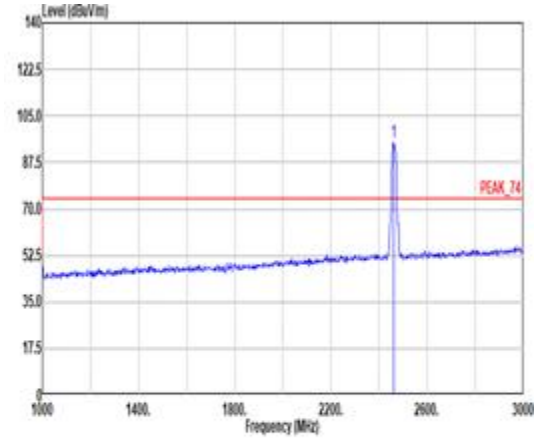 <br>Site : 03CH23-HY<br>Condition: PEAK_74 3m DRH18-E_LE2C05A18EN_230712 HORIZONTAL<br>: RBW:1000.000kHz VBW:3000.000kHz SWT:Auto<br>Freq Level Limit Line Margin Read Level Ant Factor Cable Loss Preamp Factor Aux Factor APos TPos Remark<br>MHz dBuV/m dBuV/m dB dBuV dB/m dB dB dB cm deg<br>1 2462.00 95.11 ------ ------ 82.15 26.82 7.44 31.77 10.47 300 30 PEAK |
| Avg | 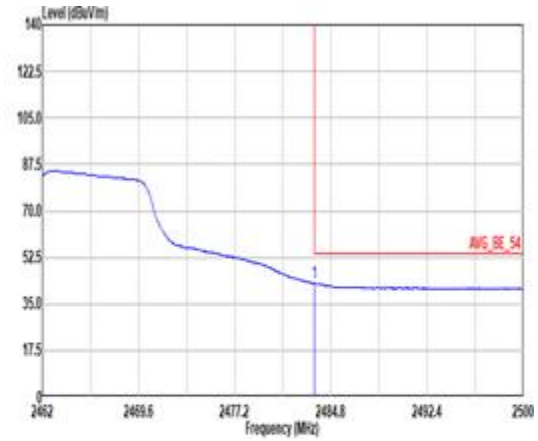 <br>Site : 03CH23-HY<br>Condition: AVG_BE_54 3m DRH18-E_LE2C05A18EN_230712 HORIZONTAL<br>: RBW:1000.000kHz VBW:0.750kHz SWT:Auto<br>Freq Level Limit Line Margin Read Level Ant Factor Cable Loss Preamp Factor Aux Factor APos TPos Remark<br>MHz dBuV/m dBuV/m dB dBuV dB/m dB dB dB cm deg<br>1 2483.51 42.77 54.00 -11.23 29.77 26.84 7.47 31.79 10.48 300 30 AVERAGE | 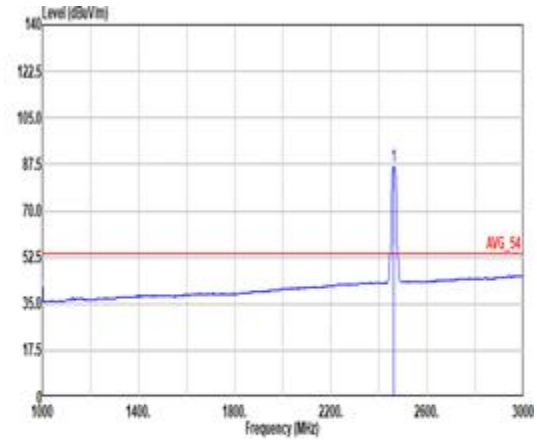 <br>Site : 03CH23-HY<br>Condition: AVG_54 3m DRH18-E_LE2C05A18EN_230712 HORIZONTAL<br>: RBW:1000.000kHz VBW:0.750kHz SWT:Auto<br>Freq Level Limit Line Margin Read Level Ant Factor Cable Loss Preamp Factor Aux Factor APos TPos Remark<br>MHz dBuV/m dBuV/m dB dBuV dB/m dB dB dB cm deg<br>1 2462.00 86.74 ------ ------ 73.81 26.80 7.44 31.78 10.47 300 30 AVERAGE |

| Mode | 6 | |
|---|---|---|
| | Band Edge | |
| | 2400-2483.5_802.11g_CH11_2462MHz | |
| ANT | 1 | |
| Pol. | Vertical | Fundamental |
| Peak | 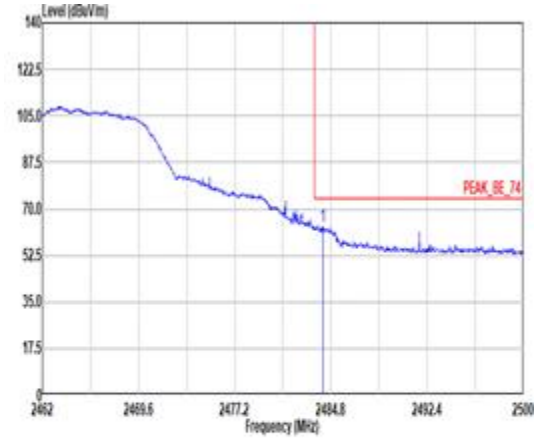 <br>Site : 03CH23-HY<br>Condition: PEAK_BE_74 3m DRH18-E_LE2C05A18EN_230712 VERTICAL<br>: RBW:1000.000kHz VBW:3000.000kHz SWT:Auto<br>Freq Level Limit Line Margin Read Level Ant Factor Cable Loss Preamp Factor Aux Factor APos TPos Remark<br>MHz dBuV/m dBuV/m dB dBuV dB/m dB dB dB cm deg<br>1 2484.15 63.60 74.00 -10.40 50.60 26.84 7.47 31.79 10.48 100 152 PEAK | 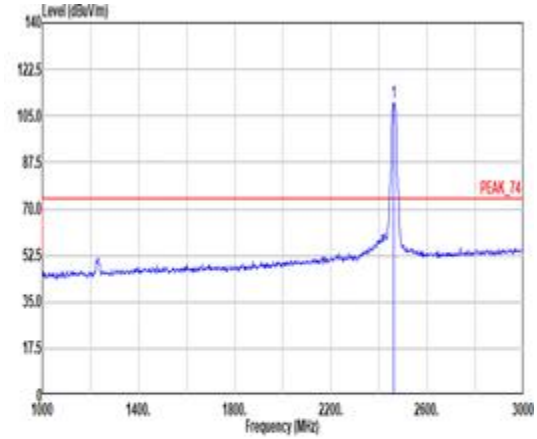 <br>Site : 03CH23-HY<br>Condition: PEAK_74 3m DRH18-E_LE2C05A18EN_230712 VERTICAL<br>: RBW:1000.000kHz VBW:3000.000kHz SWT:Auto<br>Freq Level Limit Line Margin Read Level Ant Factor Cable Loss Preamp Factor Aux Factor APos TPos Remark<br>MHz dBuV/m dBuV/m dB dBuV dB/m dB dB dB cm deg<br>1 2462.00 110.10 ------ ------ 97.17 26.80 7.44 31.78 10.47 100 152 PEAK |
| Avg | 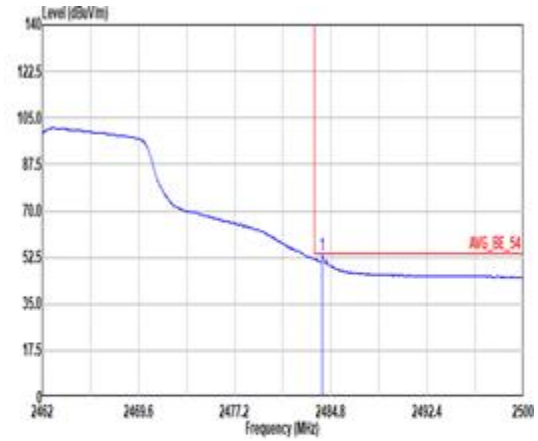 <br>Site : 03CH23-HY<br>Condition: AVG_BE_54 3m DRH18-E_LE2C05A18EN_230712 VERTICAL<br>: RBW:1000.000kHz VBW:0.750kHz SWT:Auto<br>Freq Level Limit Line Margin Read Level Ant Factor Cable Loss Preamp Factor Aux Factor APos TPos Remark<br>MHz dBuV/m dBuV/m dB dBuV dB/m dB dB dB cm deg<br>1 2484.12 53.18 54.00 -0.82 40.18 26.84 7.47 31.79 10.48 100 152 AVERAGE | 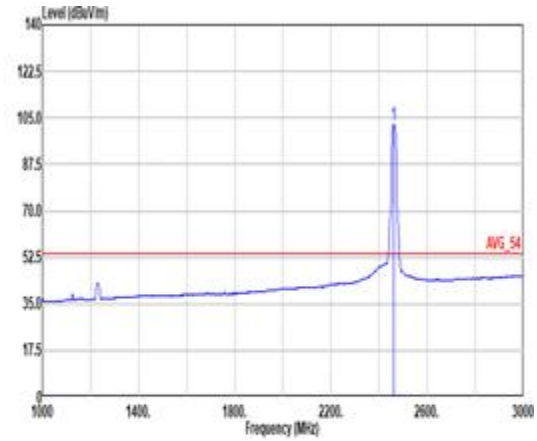 <br>Site : 03CH23-HY<br>Condition: AVG_54 3m DRH18-E_LE2C05A18EN_230712 VERTICAL<br>: RBW:1000.000kHz VBW:0.750kHz SWT:Auto<br>Freq Level Limit Line Margin Read Level Ant Factor Cable Loss Preamp Factor Aux Factor APos TPos Remark<br>MHz dBuV/m dBuV/m dB dBuV dB/m dB dB dB cm deg<br>1 2462.00 102.65 ------ ------ 89.72 26.80 7.44 31.78 10.47 100 152 AVERAGE |

| | | |
|---|---|---|
| Mode | 6 | |
| | Harmonic | |
| | 2400-2483.5_802.11g_CH11_2462MHz | |
| ANT | 1 | |
| Pol. | Horizontal | Vertical |
| Peak<br>Avg | 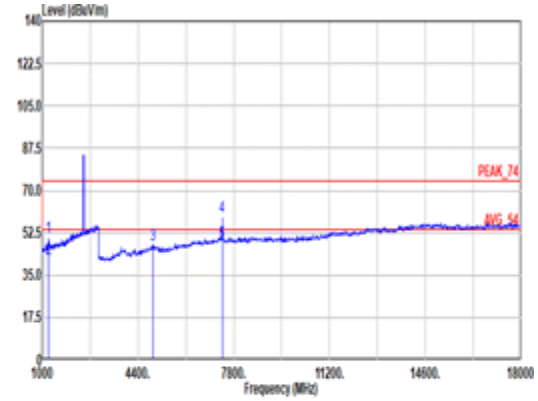 <br><br>Site : 03CH23-HY<br>Condition: PEAK_74 3m DRHG8-E_LE2C05A18EN_230712 HORIZONTAL<br><br>Freq Level Limit Line Margin Read Level Ant Factor Cable Loss Preamp Factor Aux Factor APos TPos Remark<br>MHz dBuV/m dBuV/m dB dBuV dB/m dB dB dB cm deg<br>1 1231.00 50.73 74.00 -23.27 42.47 23.60 5.50 31.01 10.17 100 257 Peak<br>2 1231.00 41.52 54.00 -12.48 33.26 23.60 5.50 31.01 10.17 100 257 Average<br>3 4924.00 47.30 74.00 -26.70 35.26 32.75 10.50 32.98 1.77 -- -- PEAK<br>4 7386.00 59.42 74.00 -14.58 43.09 37.13 12.81 35.60 1.99 240 229 PEAK<br>5 7386.00 48.36 54.00 -5.64 32.03 37.13 12.81 35.60 1.99 240 229 AVERAGE | 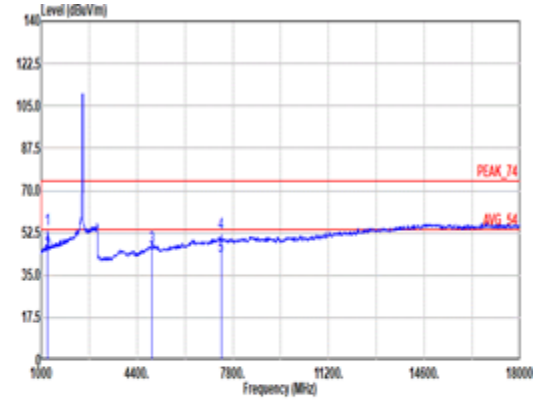 <br><br>Site : 03CH23-HY<br>Condition: PEAK_74 3m DRHG8-E_LE2C05A18EN_230712 VERTICAL<br><br>Freq Level Limit Line Margin Read Level Ant Factor Cable Loss Preamp Factor Aux Factor APos TPos Remark<br>MHz dBuV/m dBuV/m dB dBuV dB/m dB dB dB cm deg<br>1 1231.00 54.05 74.00 -19.95 45.79 23.60 5.50 31.01 10.17 100 152 Peak<br>2 1231.00 44.48 54.00 -9.52 36.22 23.60 5.50 31.01 10.17 100 152 Average<br>3 4924.00 46.30 74.00 -27.70 34.26 32.75 10.50 32.98 1.77 -- -- PEAK<br>4 7386.00 52.48 74.00 -21.52 36.15 37.13 12.81 35.60 1.99 263 282 PEAK<br>5 7386.00 42.93 54.00 -11.07 26.60 37.13 12.81 35.60 1.99 263 282 AVERAGE |

| Mode | 6 | |
|---|---|---|
| | Harmonic | |
| | 2400-2483.5_802.11g_CH11_2462MHz | |
| ANT | 1 | |
| Pol. | Horizontal | Vertical |
| 10.6G ~18G Avg | 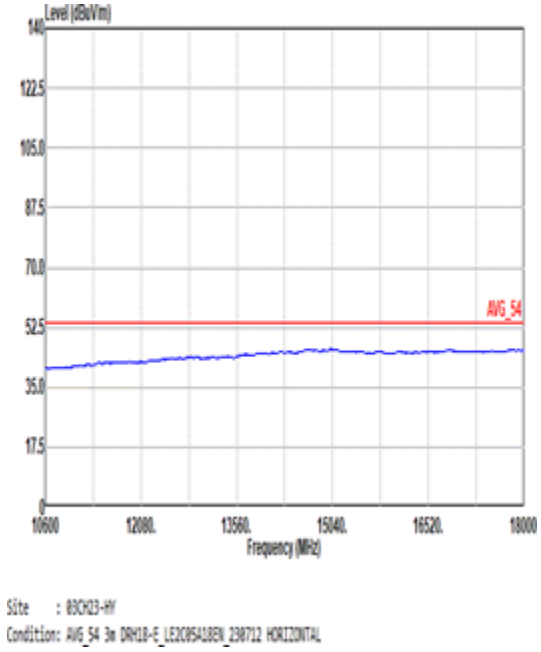  | 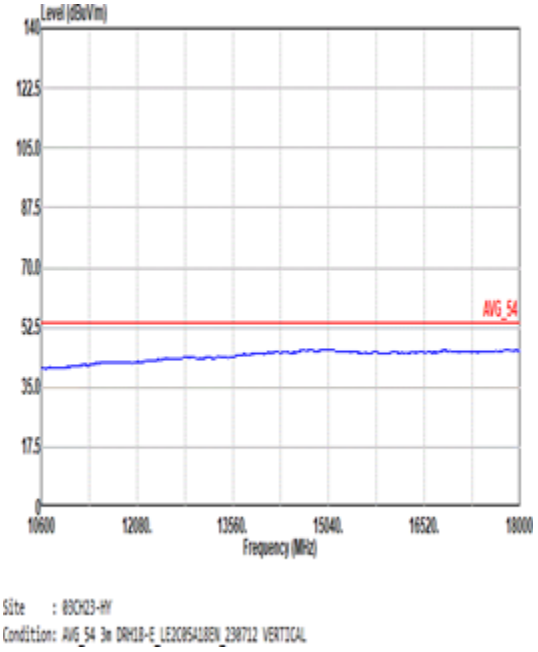  |

| Mode | 13 | |
|---|---|---|
| | LF | |
| | 2400-2483.5_802.11g_CH11_2462MHz | |
| ANT | 1 | |
| Pol. | Horizontal | Vertical |
| QP/ Peak | 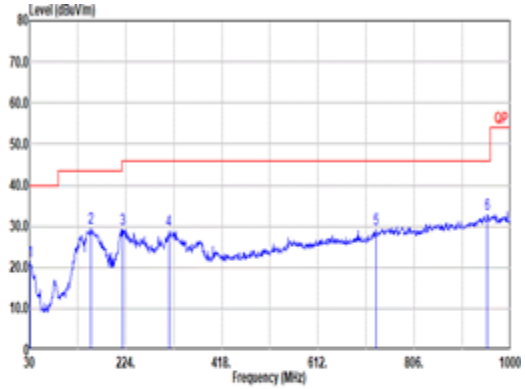 <br>Site : 03CH23-HY<br>Condition: QP 3m CBL6111D_62028 & 003_231015 HORIZONTAL<br><br>Freq Level Limit Line Margin Read Level Ant Factor Cable Loss Preamp Factor Aux Factor APos TPos Remark<br>MHz dBuV/m dBuV/m dB dBuV dB/m dB dB dB cm deg<br>1 30.97 21.49 40.00 -18.51 28.88 24.27 1.07 32.73 0.00 -- -- Peak<br>2 154.16 29.63 43.50 -13.87 43.24 16.92 1.95 32.68 0.20 -- -- Peak<br>3 218.18 29.31 46.00 -16.69 44.55 15.06 2.21 32.68 0.17 -- -- Peak<br>4 311.30 29.12 46.00 -16.88 39.74 19.37 2.64 32.72 0.09 -- -- Peak<br>5 729.37 29.25 46.00 -16.75 30.28 27.74 3.85 32.76 0.14 -- -- Peak<br>6 953.44 32.88 46.00 -13.12 28.70 30.92 4.30 31.30 0.26 -- -- Peak | 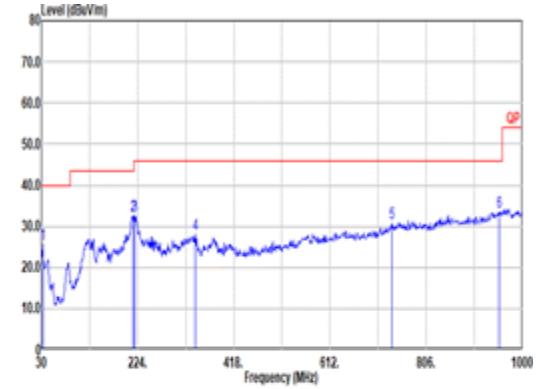 <br>Site : 03CH23-HY<br>Condition: QP 3m CBL6111D_62028 & 003_231015 VERTICAL<br><br>Freq Level Limit Line Margin Read Level Ant Factor Cable Loss Preamp Factor Aux Factor APos TPos Remark<br>MHz dBuV/m dBuV/m dB dBuV dB/m dB dB dB cm deg<br>1 32.91 25.67 40.00 -14.33 33.88 23.46 1.06 32.73 0.00 -- -- Peak<br>2 214.30 32.66 43.50 -10.84 48.06 14.92 2.19 32.68 0.17 -- -- Peak<br>3 218.18 32.68 46.00 -13.32 47.92 15.06 2.21 32.68 0.17 -- -- Peak<br>4 340.40 28.09 46.00 -17.91 37.94 20.03 2.74 32.72 0.10 -- -- Peak<br>5 736.16 30.85 46.00 -15.15 31.61 27.97 3.86 32.73 0.14 -- -- Peak<br>6 953.44 33.57 46.00 -12.43 29.39 30.92 4.30 31.30 0.26 -- -- Peak |

| | | |
|---|---|---|
| Mode | 14 | |
| | SHF | |
| | 2400-2483.5_802.11g_CH11_2462MHz | |
| ANT | 1 | |
| Pol. | Horizontal | Vertical |
| Peak | 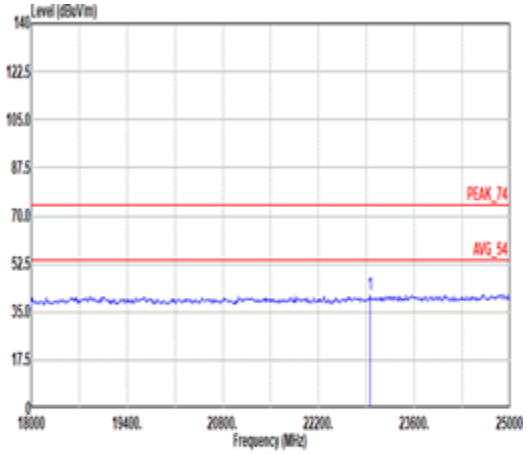 <br>Site : 03CH23-HY<br>Condition: PEAK_74 1m 88HA8170_1225_230710 HORIZONTAL<br>Freq Level Limit Line Margin Read Level Ant Factor Cable Loss Preamp Factor Aux Factor APos TPos Remark<br>Mhz dBuV/m dBuV/m dB dBuV dB/m dB dB dB cm deg<br>1 22950.00 41.84 74.00 -32.06 51.96 39.20 19.73 60.31 -9.54 -- -- Peak | 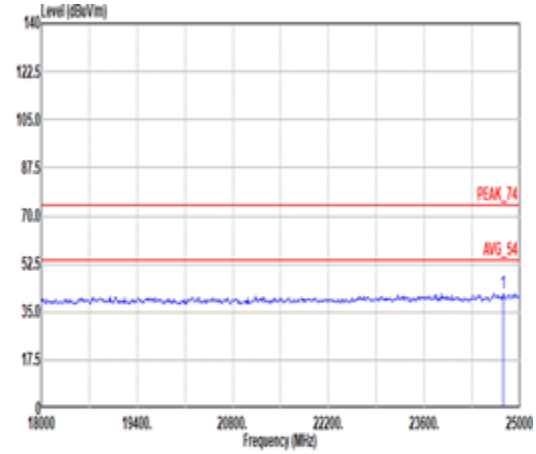 <br>Site : 03CH23-HY<br>Condition: PEAK_74 1m 88HA8170_1225_230710 VERTICAL<br>Freq Level Limit Line Margin Read Level Ant Factor Cable Loss Preamp Factor Aux Factor APos TPos Remark<br>Mhz dBuV/m dBuV/m dB dBuV dB/m dB dB dB cm deg<br>1 24754.00 41.90 74.00 -32.10 51.42 39.59 20.78 60.35 -9.54 -- -- Peak |

**<Ant. 2>**

| Mode | 7 | |
|---|---|---|
| | Band Edge | |
| | 2400-2483.5_802.11b_CH01_2412MHz | |
| ANT | 2 | |
| Pol. | Horizontal | Fundamental |
| Peak | 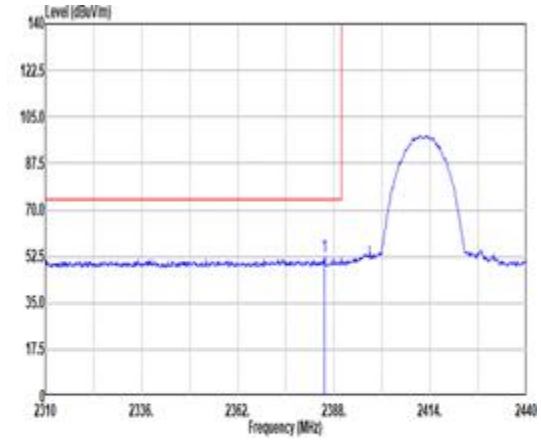 <br>Site : 03CH03-HY<br>Condition: PEAK_BE_74 3m DRH18-E_LE2CB5A18EN_230712 HORIZONTAL<br>: RBW:1000.000kHz VBW:3000.000kHz SWT:Auto<br>Freq Level Limit Line Margin Read Level Ant Factor Cable Loss Preamp Factor Aux Factor APos TPos Remark<br>MHz dBuV/m dBuV/m dB dBuV dB/m dB dB dB cm deg<br>1 2385.40 52.31 74.00 -21.69 39.27 27.00 7.33 31.73 10.44 283 185 PEAK | 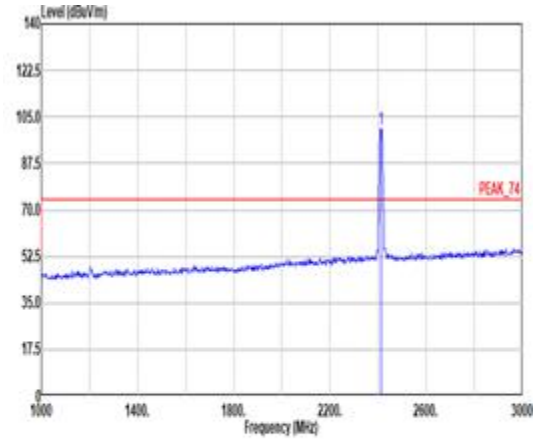 <br>Site : 03CH03-HY<br>Condition: PEAK_74 3m DRH18-E_LE2CB5A18EN_230712 HORIZONTAL<br>: RBW:1000.000kHz VBW:3000.000kHz SWT:Auto<br>Freq Level Limit Line Margin Read Level Ant Factor Cable Loss Preamp Factor Aux Factor APos TPos Remark<br>MHz dBuV/m dBuV/m dB dBuV dB/m dB dB dB cm deg<br>1 2412.00 100.50 ------ ------ 87.46 26.96 7.38 31.75 10.45 283 185 PEAK |
| Avg | 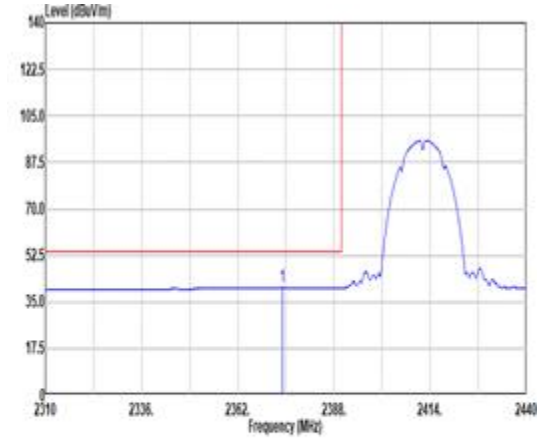 <br>Site : 03CH03-HY<br>Condition: AVG_BE_54 3m DRH18-E_LE2CB5A18EN_230712 HORIZONTAL<br>: RBW:1000.000kHz VBW:8.018kHz SWT:Auto<br>Freq Level Limit Line Margin Read Level Ant Factor Cable Loss Preamp Factor Aux Factor APos TPos Remark<br>MHz dBuV/m dBuV/m dB dBuV dB/m dB dB dB cm deg<br>1 2373.96 40.44 54.00 -13.56 27.36 27.06 7.31 31.72 10.43 283 185 AVERAGE | 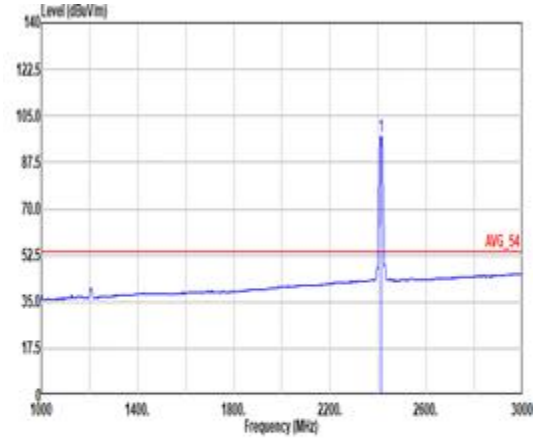 <br>Site : 03CH03-HY<br>Condition: AVG_54 3m DRH18-E_LE2CB5A18EN_230712 HORIZONTAL<br>: RBW:1000.000kHz VBW:8.018kHz SWT:Auto<br>Freq Level Limit Line Margin Read Level Ant Factor Cable Loss Preamp Factor Aux Factor APos TPos Remark<br>MHz dBuV/m dBuV/m dB dBuV dB/m dB dB dB cm deg<br>1 2412.00 97.25 ------ ------ 84.21 26.96 7.38 31.75 10.45 283 185 AVERAGE |

| Mode | 7 | |
|---|---|---|
| | Band Edge | |
| | 2400-2483.5_802.11b_CH01_2412MHz | |
| ANT | 2 | |
| Pol. | Vertical | Fundamental |
| Peak | 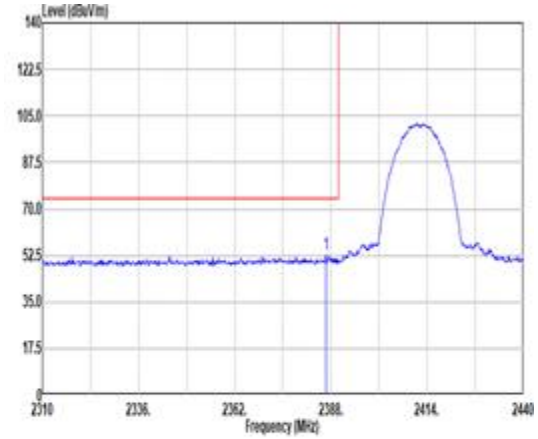 <br>Site : 03CH03-HY<br>Condition: PEAK_BE_74 3m DRH18-E_LE2C05A18EN_230712 VERTICAL<br>: RBW:1000.000kHz VBW:3000.000kHz SWT:Auto<br>Freq Level Limit Line Margin Read Level Ant Factor Cable Loss Preamp Factor Aux Factor APos TPos Remark<br>MHz dBuV/m dBuV/m dB dBuV dB/m dB dB dB cm deg<br>1 2386.70 52.71 74.00 -21.29 39.66 27.00 7.34 31.73 10.44 100 100 PEAK | 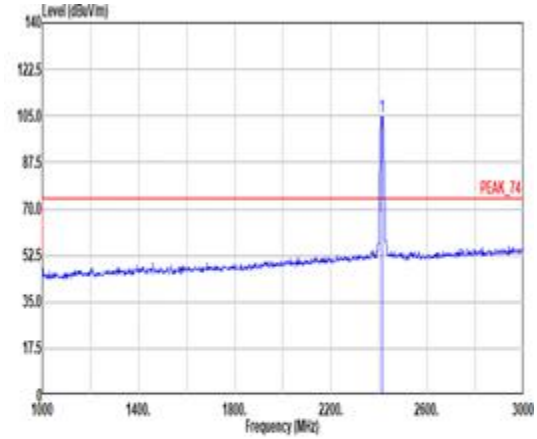 <br>Site : 03CH03-HY<br>Condition: PEAK_74 3m DRH18-E_LE2C05A18EN_230712 VERTICAL<br>: RBW:1000.000kHz VBW:3000.000kHz SWT:Auto<br>Freq Level Limit Line Margin Read Level Ant Factor Cable Loss Preamp Factor Aux Factor APos TPos Remark<br>MHz dBuV/m dBuV/m dB dBuV dB/m dB dB dB cm deg<br>1 2412.00 104.66 ------ ------ 91.62 26.96 7.38 31.75 10.45 100 100 PEAK |
| Avg | 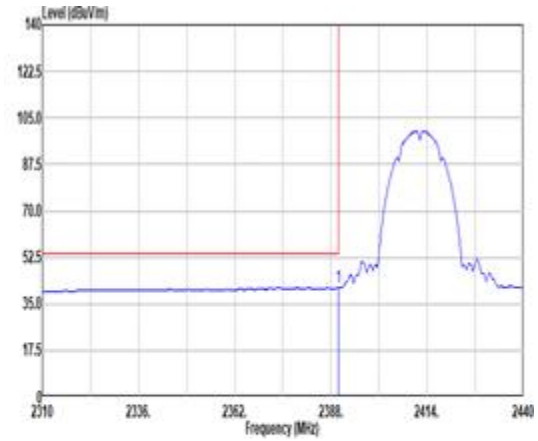 <br>Site : 03CH03-HY<br>Condition: AVG_BE_54 3m DRH18-E_LE2C05A18EN_230712 VERTICAL<br>: RBW:1000.000kHz VBW:8.018kHz SWT:Auto<br>Freq Level Limit Line Margin Read Level Ant Factor Cable Loss Preamp Factor Aux Factor APos TPos Remark<br>MHz dBuV/m dBuV/m dB dBuV dB/m dB dB dB cm deg<br>1 2389.95 41.43 54.00 -12.57 28.38 27.00 7.34 31.73 10.44 100 100 AVERAGE | 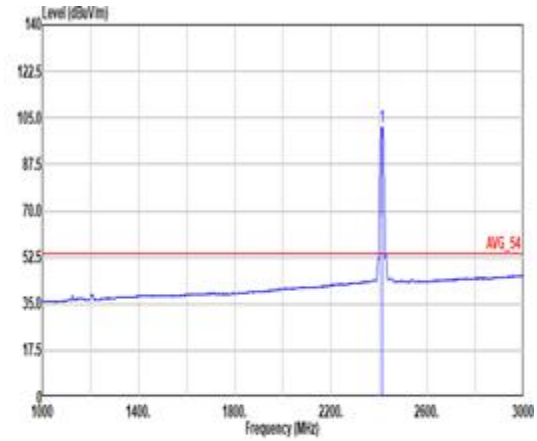 <br>Site : 03CH03-HY<br>Condition: AVG_54 3m DRH18-E_LE2C05A18EN_230712 VERTICAL<br>: RBW:1000.000kHz VBW:8.018kHz SWT:Auto<br>Freq Level Limit Line Margin Read Level Ant Factor Cable Loss Preamp Factor Aux Factor APos TPos Remark<br>MHz dBuV/m dBuV/m dB dBuV dB/m dB dB dB cm deg<br>1 2412.00 101.55 ------ ------ 88.48 27.00 7.37 31.74 10.44 100 100 AVERAGE |

| Mode | 7 | |
|---|---|---|
| | Harmonic | |
| | 2400-2483.5_802.11b_CH01_2412MHz | |
| ANT | 2 | |
| Pol. | Horizontal | Vertical |
| Peak<br>Avg | 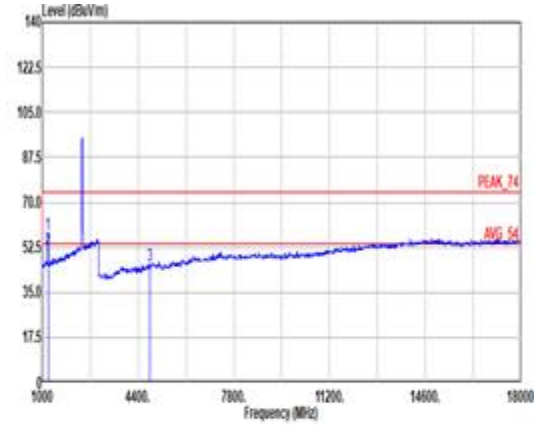 <br><br>Site : 03CH23-HY<br>Condition: PEAK_74 3m DRH18-E_LE2C05A18EN_230712 HORIZONTAL<br>Freq Level Limit Line Margin Read Level Ant Factor Cable Loss Preamp Factor Aux Factor APos TPos Remark<br>1 1206.00 57.53 74.00 -16.47 49.26 23.64 5.48 31.01 10.16 100 25 Peak<br>2 1206.00 51.97 54.00 -2.03 43.78 23.64 5.48 31.01 10.16 100 25 Average<br>3 4824.00 45.63 74.00 -28.37 33.85 32.48 10.55 32.98 1.81 -- -- PEAK | 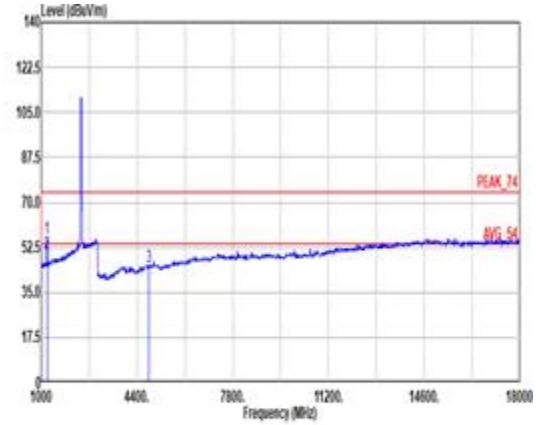 <br><br>Site : 03CH23-HY<br>Condition: PEAK_74 3m DRH18-E_LE2C05A18EN_230712 VERTICAL<br>Freq Level Limit Line Margin Read Level Ant Factor Cable Loss Preamp Factor Aux Factor APos TPos Remark<br>1 1206.00 55.93 74.00 -18.07 47.66 23.64 5.48 31.01 10.16 400 286 Peak<br>2 1206.00 50.10 54.00 -3.90 41.83 23.64 5.48 31.01 10.16 400 286 Average<br>3 4824.00 45.82 74.00 -28.98 33.24 32.48 10.55 32.98 1.81 -- -- PEAK |

| Mode | 7 | |
|---|---|---|
| | Harmonic | |
| | 2400-2483.5_802.11b_CH01_2412MHz | |
| ANT | 2 | |
| Pol. | Horizontal | Vertical |
| 10.6G ~18G Avg | 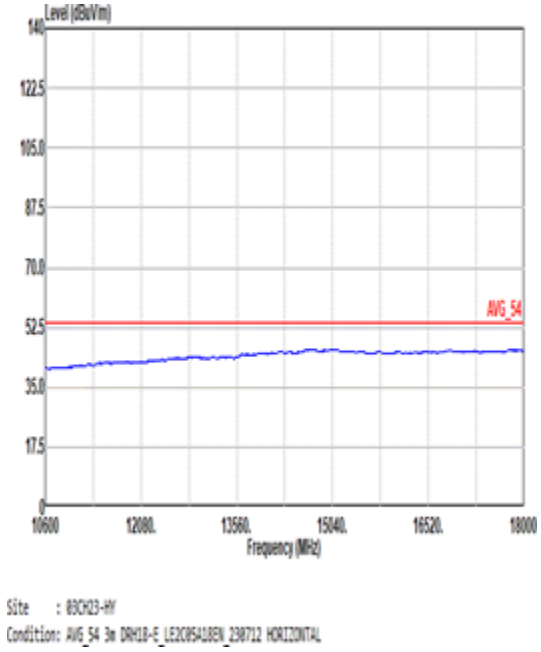 | 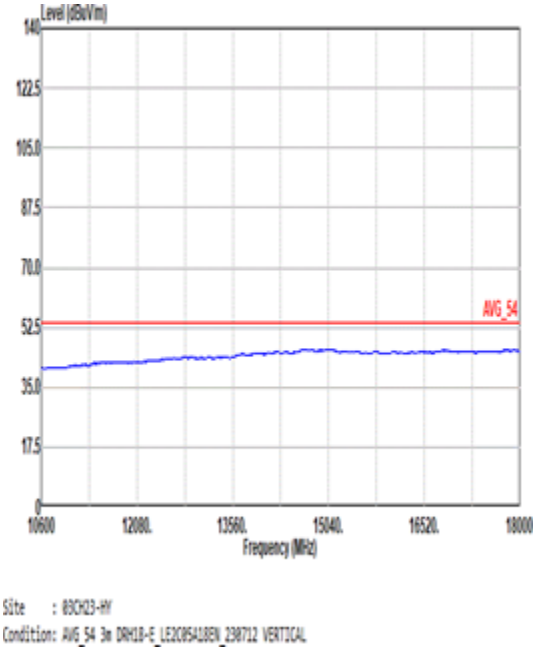 |

| Mode | 8 | |
|---|---|---|
| | Band Edge - L | |
| | 2400-2483.5_802.11b_CH06_2437MHz | |
| ANT | 2 | |
| Pol. | Horizontal | Fundamental |
| Peak | 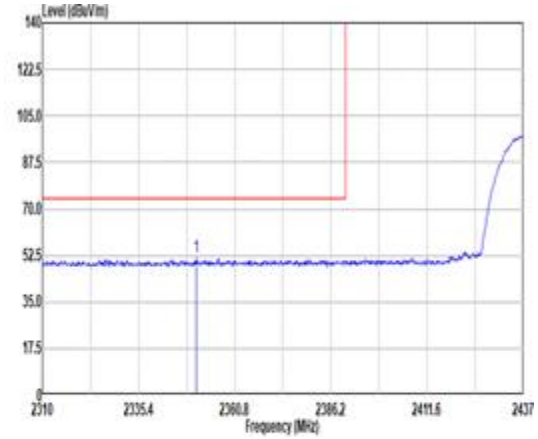 <br>Site : 03CH03-HY<br>Condition: PEAK_BE_74 3m DRH18-E_LE2C05A18EN_230712 HORIZONTAL<br>: RBW:1000.000kHz VBW:3000.000kHz SWT:Auto<br>Freq Level Limit Line Margin Read Level Ant Factor Cable Loss Preamp Factor Aux Factor APos TPos Remark<br>MHz dBuV/m dBuV/m dB dBuV dB/m dB dB dB cm deg<br>1 2350.64 51.61 74.00 -22.39 38.52 27.18 7.27 31.71 10.43 261 187 PEAK | 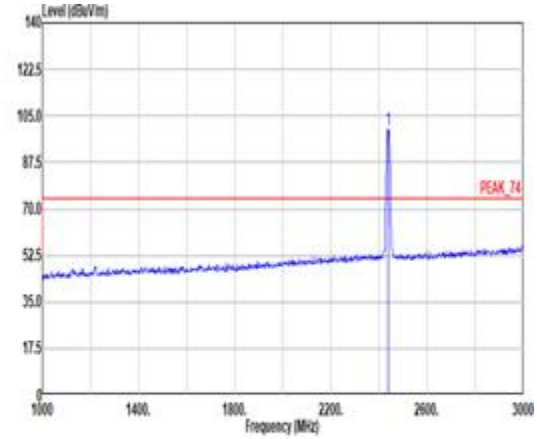 <br>Site : 03CH03-HY<br>Condition: PEAK_74 3m DRH18-E_LE2C05A18EN_230712 HORIZONTAL<br>: RBW:1000.000kHz VBW:3000.000kHz SWT:Auto<br>Freq Level Limit Line Margin Read Level Ant Factor Cable Loss Preamp Factor Aux Factor APos TPos Remark<br>MHz dBuV/m dBuV/m dB dBuV dB/m dB dB dB cm deg<br>1 2437.00 99.73 ------ ------ 86.76 26.86 7.41 31.76 10.46 261 187 PEAK |
| Avg | 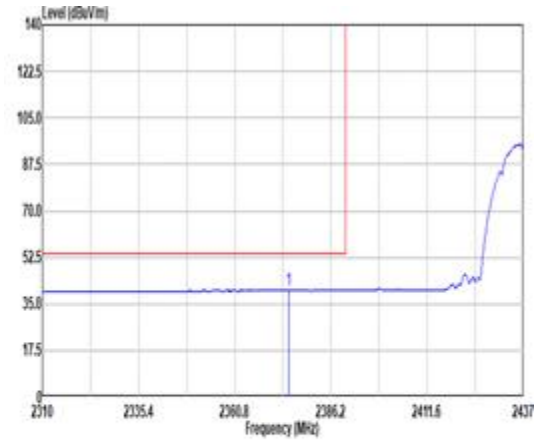 <br>Site : 03CH03-HY<br>Condition: AVG_BE_54 3m DRH18-E_LE2C05A18EN_230712 HORIZONTAL<br>: RBW:1000.000kHz VBW:8.010kHz SWT:Auto<br>Freq Level Limit Line Margin Read Level Ant Factor Cable Loss Preamp Factor Aux Factor APos TPos Remark<br>MHz dBuV/m dBuV/m dB dBuV dB/m dB dB dB cm deg<br>1 2375.02 40.22 54.00 -13.78 27.15 27.05 7.31 31.72 10.43 261 187 AVERAGE | 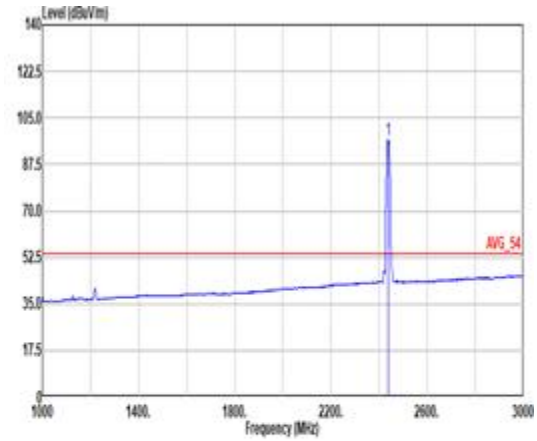 <br>Site : 03CH03-HY<br>Condition: AVG_54 3m DRH18-E_LE2C05A18EN_230712 HORIZONTAL<br>: RBW:1000.000kHz VBW:8.010kHz SWT:Auto<br>Freq Level Limit Line Margin Read Level Ant Factor Cable Loss Preamp Factor Aux Factor APos TPos Remark<br>MHz dBuV/m dBuV/m dB dBuV dB/m dB dB dB cm deg<br>1 2437.00 96.55 ------ ------ 83.58 26.86 7.41 31.76 10.46 261 187 AVERAGE |

| Mode | 8 | |
|---|---|---|
| | Band Edge - R | |
| | 2400-2483.5_802.11b_CH06_2437MHz | |
| ANT | 2 | |
| Pol. | Horizontal | Fundamental |
| Peak | 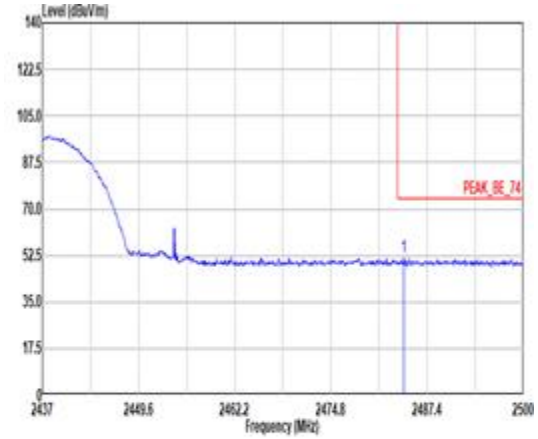 <br>Site : 03CH03-HY<br>Condition: PEAK_BE_74 3m DRH18-E_LE2CB5A18EN_230712 HORIZONTAL<br>: RBW:1000.000kHz VBW:3000.000kHz SWT:Auto<br><br>Limit Read Ant Cable Preamp Aux APos TPos<br>Freq Level Line Margin Level Factor Loss Factor Factor Remark<br>MHz dBuV/m dBuV/m dB dBuV dB/m dB dB dB cm deg<br>1 2484.38 51.72 74.00 -22.28 38.72 26.84 7.47 31.79 10.48 261 187 PEAK | Blank |
| Avg | 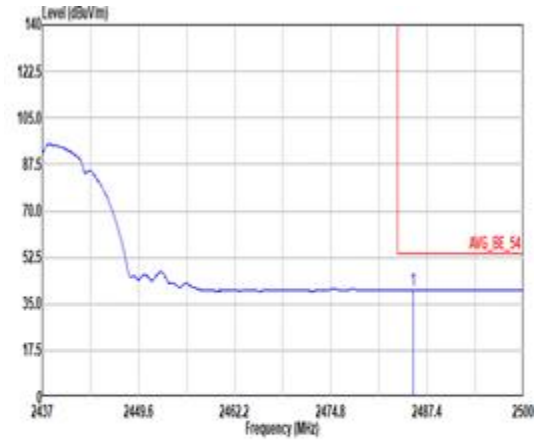 <br>Site : 03CH03-HY<br>Condition: AVG_BE_54 3m DRH18-E_LE2CB5A18EN_230712 HORIZONTAL<br>: RBW:1000.000kHz VBW:8.010kHz SWT:Auto<br><br>Limit Read Ant Cable Preamp Aux APos TPos<br>Freq Level Line Margin Level Factor Loss Factor Factor Remark<br>MHz dBuV/m dBuV/m dB dBuV dB/m dB dB dB cm deg<br>1 2485.51 40.20 54.00 -13.80 27.17 26.86 7.48 31.79 10.48 261 187 AVERAGE | Blank |

| Mode | 8 | |
|---|---|---|
| | Band Edge - L | |
| | 2400-2483.5_802.11b_CH06_2437MHz | |
| ANT | 2 | |
| Pol. | Vertical | Fundamental |
| Peak | 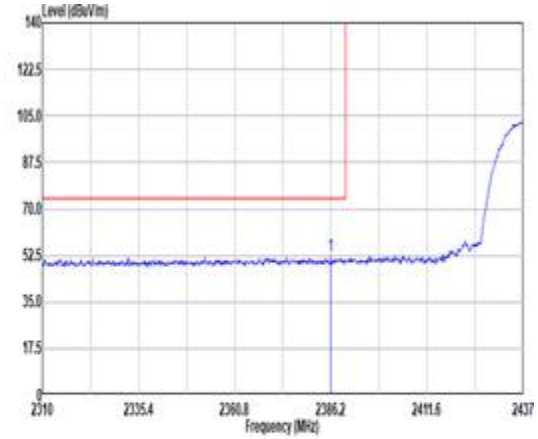 <br>Site : 03CH03-HY<br>Condition: PEAK_BE_74 3m DRH18-E_LE2CB5A18EN_230712 VERTICAL<br>: RBW:1000.000kHz VBW:3000.000kHz SWT:Auto<br>Freq Level Limit Line Margin Read Level Ant Factor Cable Loss Preamp Factor Aux Factor APos TPos Remark<br>MHz dBuV/m dBuV/m dB dBuV dB/m dB dB dB cm deg<br>1 2386.20 52.23 74.00 -21.77 39.19 27.80 7.33 31.73 10.44 300 265 PEAK | 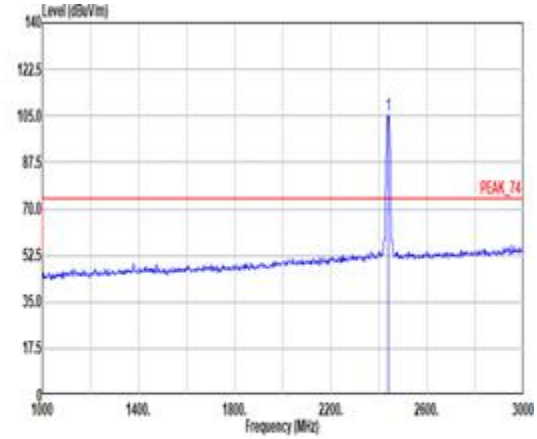 <br>Site : 03CH03-HY<br>Condition: PEAK_74 3m DRH18-E_LE2CB5A18EN_230712 VERTICAL<br>: RBW:1000.000kHz VBW:3000.000kHz SWT:Auto<br>Freq Level Limit Line Margin Read Level Ant Factor Cable Loss Preamp Factor Aux Factor APos TPos Remark<br>MHz dBuV/m dBuV/m dB dBuV dB/m dB dB dB cm deg<br>1 2437.00 105.24 ------ ------ 92.27 26.86 7.41 31.76 10.46 300 265 PEAK |
| Avg | 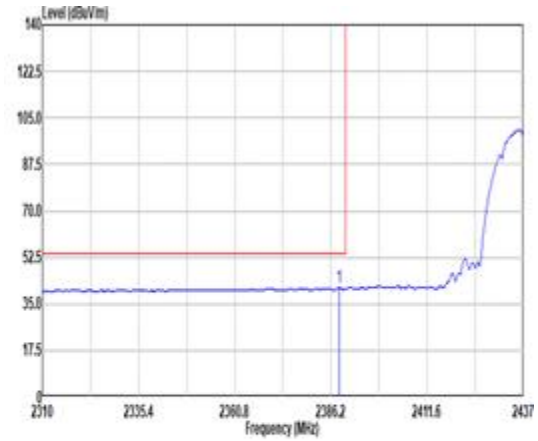 <br>Site : 03CH03-HY<br>Condition: AVG_BE_54 3m DRH18-E_LE2CB5A18EN_230712 VERTICAL<br>: RBW:1000.000kHz VBW:8.010kHz SWT:Auto<br>Freq Level Limit Line Margin Read Level Ant Factor Cable Loss Preamp Factor Aux Factor APos TPos Remark<br>MHz dBuV/m dBuV/m dB dBuV dB/m dB dB dB cm deg<br>1 2388.36 41.03 54.00 -12.97 27.98 27.80 7.34 31.73 10.44 300 265 AVERAGE | 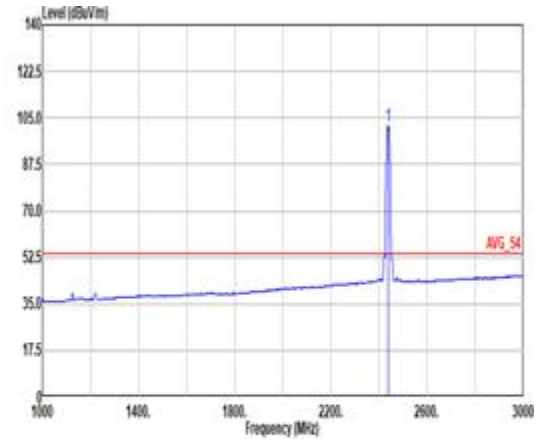 <br>Site : 03CH03-HY<br>Condition: AVG_54 3m DRH18-E_LE2CB5A18EN_230712 VERTICAL<br>: RBW:1000.000kHz VBW:8.010kHz SWT:Auto<br>Freq Level Limit Line Margin Read Level Ant Factor Cable Loss Preamp Factor Aux Factor APos TPos Remark<br>MHz dBuV/m dBuV/m dB dBuV dB/m dB dB dB cm deg<br>1 2437.00 101.99 ------ ------ 89.00 26.88 7.41 31.76 10.46 300 265 AVERAGE |

| Mode | 8 | |
|---|---|---|
| | Band Edge - R | |
| | 2400-2483.5_802.11b_CH06_2437MHz | |
| ANT | 2 | |
| Pol. | Vertical | Fundamental |
| Peak | 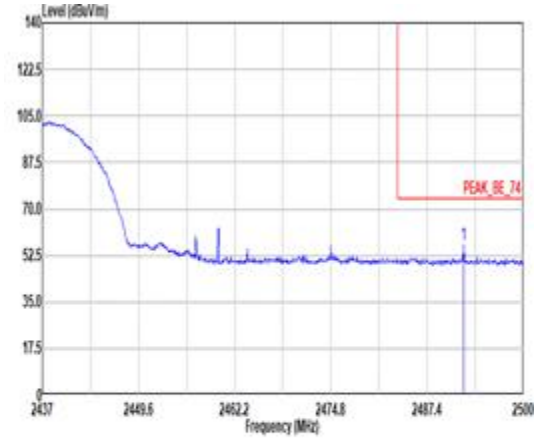 <br>Site : 03CH03-HY<br>Condition: PEAK_BE_74 3m DRH18-E_LE2CB5A18EN_230712 VERTICAL<br>: RBW:1000.000kHz VBW:3000.000kHz SWT:Auto<br><br>Limit Read Ant Cable Preamp Aux APos TPos<br>Freq Level Line Margin Level Factor Loss Factor Factor Remark<br>MHz dBuV/m dBuV/m dB dBuV dB/m dB dB dB cm deg<br>1 2492.19 56.35 74.00 -17.65 43.29 26.90 7.48 31.80 10.48 300 265 PEAK | Blank |
| Avg | 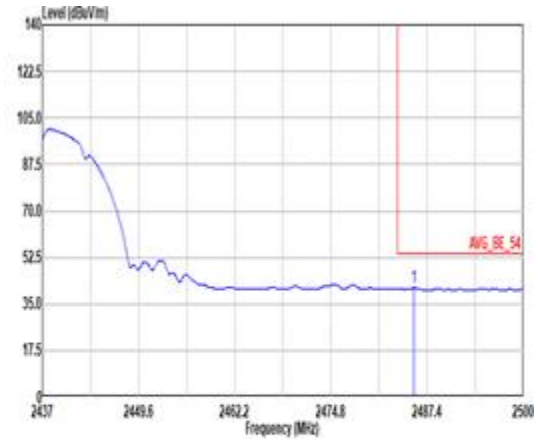 <br>Site : 03CH03-HY<br>Condition: AVG_BE_54 3m DRH18-E_LE2CB5A18EN_230712 VERTICAL<br>: RBW:1000.000kHz VBW:8.010kHz SWT:Auto<br><br>Limit Read Ant Cable Preamp Aux APos TPos<br>Freq Level Line Margin Level Factor Loss Factor Factor Remark<br>MHz dBuV/m dBuV/m dB dBuV dB/m dB dB dB cm deg<br>1 2485.70 40.99 54.00 -13.01 27.96 26.86 7.48 31.79 10.48 300 265 AVERAGE | Blank |

| Mode | 8 | |
|---|---|---|
| | Harmonic | |
| | 2400-2483.5_802.11b_CH06_2437MHz | |
| ANT | 2 | |
| Pol. | Horizontal | Vertical |
| Peak<br>Avg | 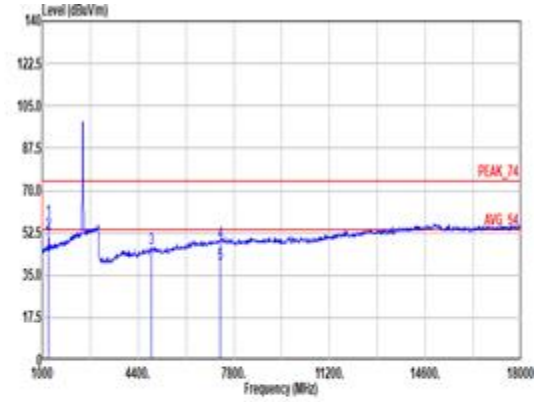 <br>Site : 03CH23-HY<br>Condition: PEAK_74 3m DRHG8-E_LE2C05A18EN_230712 HORIZONTAL<br>Freq Level Limit Line Margin Read Level Ant Factor Cable Loss Preamp Factor Aux Factor APos TPos Remark<br>MHz dBuV/m dBuV/m dB dBuV dB/m dB dB dB cm deg<br>1 1218.50 57.48 74.00 -16.52 49.24 23.60 5.49 31.01 10.16 193 46 Peak<br>2 1218.50 52.19 54.00 -1.81 43.95 23.60 5.49 31.01 10.16 193 46 Average<br>3 4874.00 45.79 74.00 -28.21 33.86 32.60 10.52 32.98 1.79 -- -- PEAK<br>4 7311.00 48.55 74.00 -25.45 32.25 37.20 12.62 35.54 2.02 -- -- PEAK<br>5 7311.00 39.66 54.00 -14.34 23.36 37.20 12.62 35.54 2.02 -- -- AVERAGE | 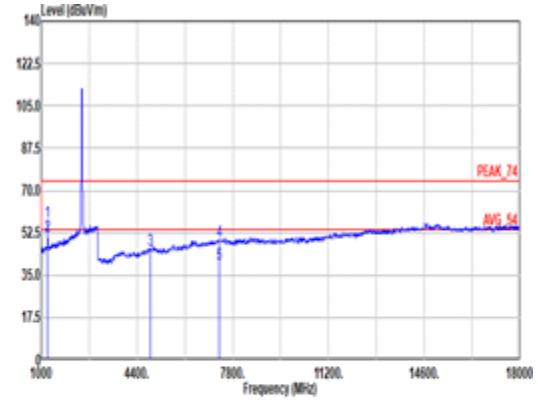 <br>Site : 03CH23-HY<br>Condition: PEAK_74 3m DRHG8-E_LE2C05A18EN_230712 VERTICAL<br>Freq Level Limit Line Margin Read Level Ant Factor Cable Loss Preamp Factor Aux Factor APos TPos Remark<br>MHz dBuV/m dBuV/m dB dBuV dB/m dB dB dB cm deg<br>1 1218.50 57.24 74.00 -16.76 49.00 23.60 5.49 31.01 10.16 320 281 Peak<br>2 1218.50 51.06 54.00 -2.94 42.82 23.60 5.49 31.01 10.16 320 281 Average<br>3 4874.00 45.39 74.00 -28.61 33.46 32.60 10.52 32.98 1.79 -- -- PEAK<br>4 7311.00 49.18 74.00 -24.82 32.88 37.20 12.62 35.54 2.02 -- -- PEAK<br>5 7311.00 39.72 54.00 -14.28 23.42 37.20 12.62 35.54 2.02 -- -- AVERAGE |

| Mode | 8 | |
|---|---|---|
| | Harmonic | |
| | 2400-2483.5_802.11b_CH06_2437MHz | |
| ANT | 2 | |
| Pol. | Horizontal | Vertical |
| 10.6G ~18G Avg | 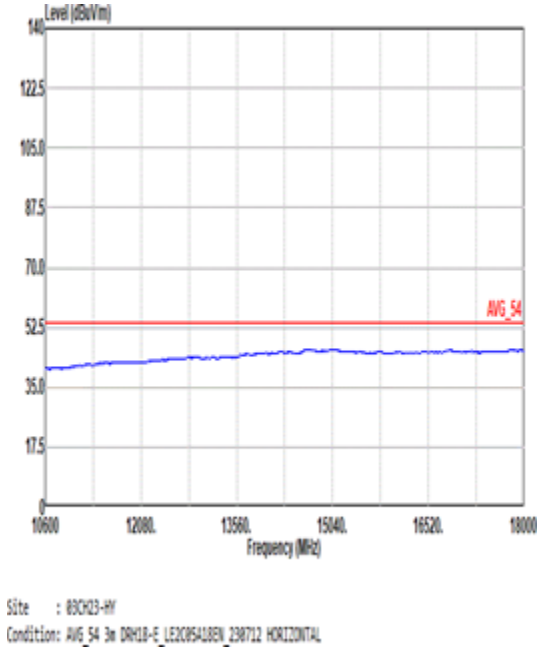 | 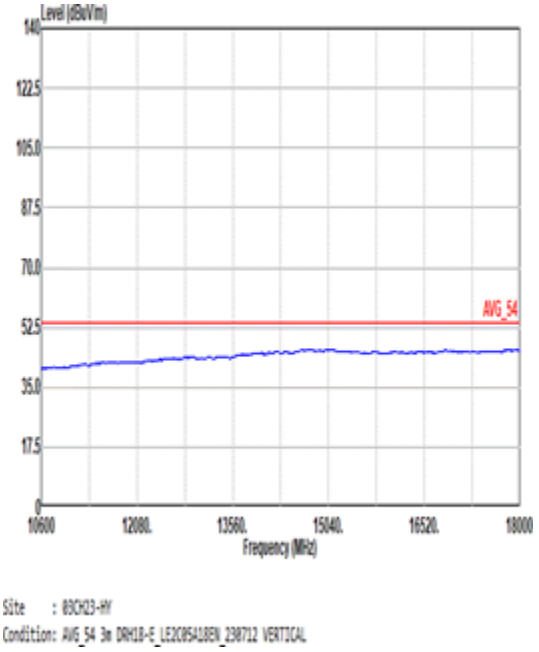 |

| Mode | 9 | |
|---|---|---|
| | Band Edge | |
| | 2400-2483.5_802.11b_CH11_2462MHz | |
| ANT | 2 | |
| Pol. | Horizontal | Fundamental |
| Peak | 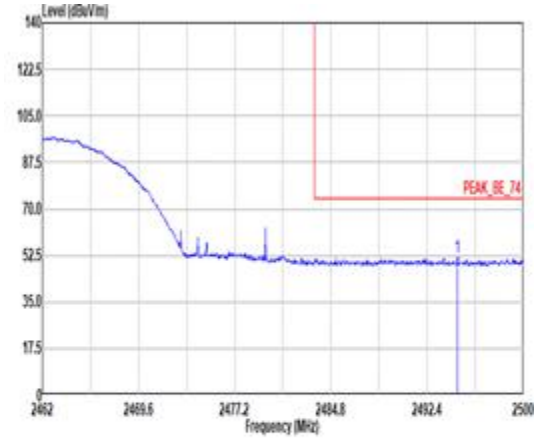 <br>Site : 03CH23-HY<br>Condition: PEAK_BE_74 3m DRH18-E_LE2C05A18EN_230712 HORIZONTAL<br>: RBW:1000.000kHz VBW:3000.000kHz SWT:Auto<br>Freq Level Limit Line Margin Read Level Ant Factor Cable Loss Preamp Factor Aux Factor APos TPos Remark<br>MHz dBuV/m dBuV/m dB dBuV dB/m dB dB dB cm deg<br>1 2484.79 51.91 74.00 -22.09 38.84 26.90 7.49 31.88 10.48 301 190 PEAK | 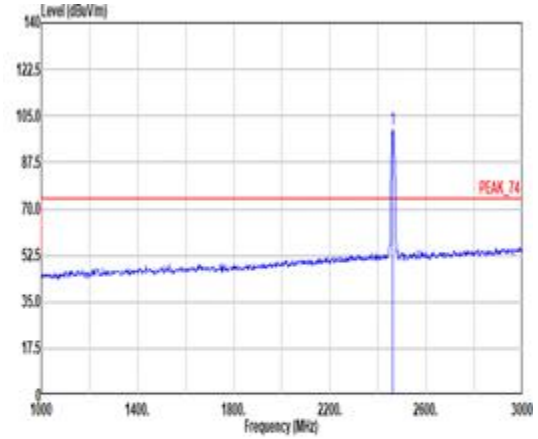 <br>Site : 03CH23-HY<br>Condition: PEAK_74 3m DRH18-E_LE2C05A18EN_230712 HORIZONTAL<br>: RBW:1000.000kHz VBW:3000.000kHz SWT:Auto<br>Freq Level Limit Line Margin Read Level Ant Factor Cable Loss Preamp Factor Aux Factor APos TPos Remark<br>MHz dBuV/m dBuV/m dB dBuV dB/m dB dB dB cm deg<br>1 2462.00 99.97 ------ ------ 87.04 26.80 7.44 31.78 10.47 301 190 PEAK |
| Avg | 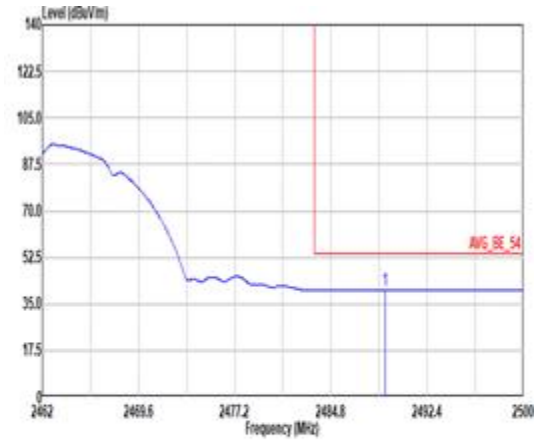 <br>Site : 03CH23-HY<br>Condition: AVG_BE_54 3m DRH18-E_LE2C05A18EN_230712 HORIZONTAL<br>: RBW:1000.000kHz VBW:8.010kHz SWT:Auto<br>Freq Level Limit Line Margin Read Level Ant Factor Cable Loss Preamp Factor Aux Factor APos TPos Remark<br>MHz dBuV/m dBuV/m dB dBuV dB/m dB dB dB cm deg<br>1 2489.06 40.33 54.00 -13.67 27.27 26.89 7.48 31.79 10.48 301 190 AVERAGE | 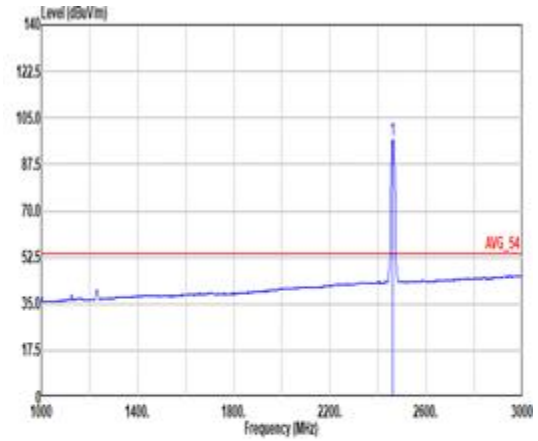 <br>Site : 03CH23-HY<br>Condition: AVG_54 3m DRH18-E_LE2C05A18EN_230712 HORIZONTAL<br>: RBW:1000.000kHz VBW:8.010kHz SWT:Auto<br>Freq Level Limit Line Margin Read Level Ant Factor Cable Loss Preamp Factor Aux Factor APos TPos Remark<br>MHz dBuV/m dBuV/m dB dBuV dB/m dB dB dB cm deg<br>1 2462.00 96.83 ------ ------ 83.90 26.80 7.44 31.78 10.47 301 190 AVERAGE |

| Mode | 9 | |
|---|---|---|
| | Band Edge | |
| | 2400-2483.5_802.11b_CH11_2462MHz | |
| ANT | 2 | |
| Pol. | Vertical | Fundamental |
| Peak | 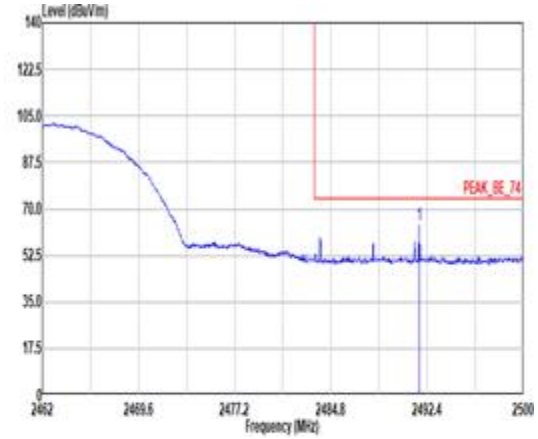 <br>Site : 03CH23-HY<br>Condition: PEAK_BE_74 3m DRH18-E_LE2CB5A18EN_230712 VERTICAL<br>: RBW:1000.000kHz VBW:3000.000kHz SWT:Auto<br>Limit Read Ant Cable Preamp Aux APos TPos<br>Freq Level Line Margin Level Factor Loss Factor Factor Remark<br>MHz dBuV/m dBuV/m dB dBuV dB/m dB dB dB cm deg<br>1 2491.75 63.75 74.00 -10.25 50.68 26.90 7.48 31.79 10.48 263 252 PEAK | 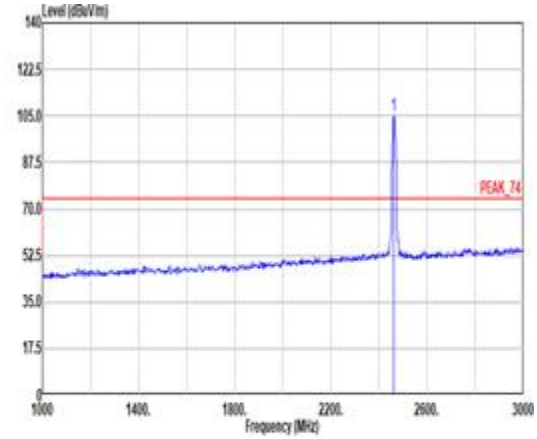 <br>Site : 03CH23-HY<br>Condition: PEAK_74 3m DRH18-E_LE2CB5A18EN_230712 VERTICAL<br>: RBW:1000.000kHz VBW:3000.000kHz SWT:Auto<br>Limit Read Ant Cable Preamp Aux APos TPos<br>Freq Level Line Margin Level Factor Loss Factor Factor Remark<br>MHz dBuV/m dBuV/m dB dBuV dB/m dB dB dB cm deg<br>1 2462.00 104.88 ------ ------ 91.95 26.80 7.44 31.78 10.47 263 252 PEAK |
| Avg | 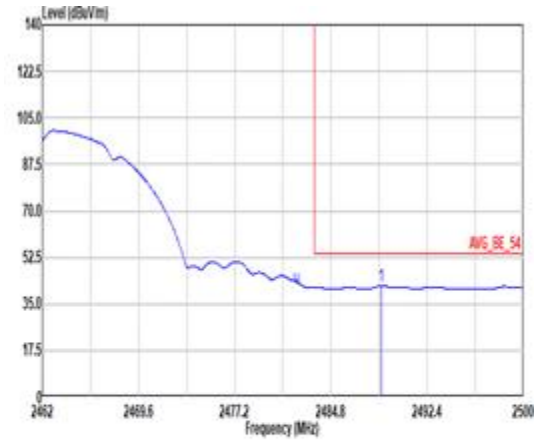 <br>Site : 03CH23-HY<br>Condition: AVG_BE_54 3m DRH18-E_LE2CB5A18EN_230712 VERTICAL<br>: RBW:1000.000kHz VBW:8.018kHz SWT:Auto<br>Limit Read Ant Cable Preamp Aux APos TPos<br>Freq Level Line Margin Level Factor Loss Factor Factor Remark<br>MHz dBuV/m dBuV/m dB dBuV dB/m dB dB dB cm deg<br>1 2488.75 41.92 54.00 -12.08 28.86 26.89 7.48 31.79 10.48 263 252 AVERAGE | 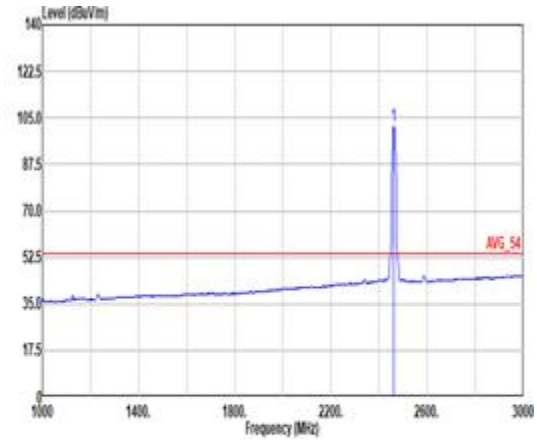 <br>Site : 03CH23-HY<br>Condition: AVG_54 3m DRH18-E_LE2CB5A18EN_230712 VERTICAL<br>: RBW:1000.000kHz VBW:8.018kHz SWT:Auto<br>Limit Read Ant Cable Preamp Aux APos TPos<br>Freq Level Line Margin Level Factor Loss Factor Factor Remark<br>MHz dBuV/m dBuV/m dB dBuV dB/m dB dB dB cm deg<br>1 2462.00 101.74 ------ ------ 88.81 26.80 7.44 31.78 10.47 263 252 AVERAGE |

| | | |
|---|---|---|
| Mode | 9 | |
| | Harmonic | |
| | 2400-2483.5_802.11b_CH11_2462MHz | |
| ANT | 2 | |
| Pol. | Horizontal | Vertical |
| Peak<br>Avg | 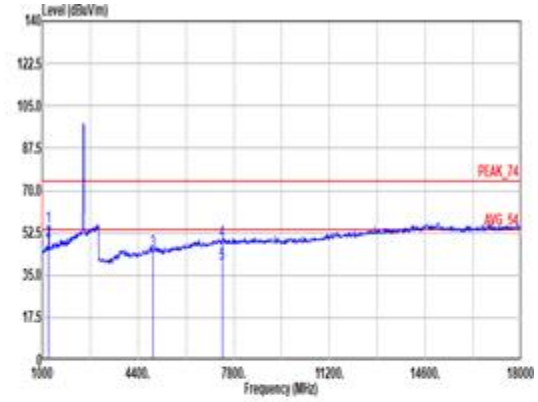 <br><br>Site : 03CH23-HY<br>Condition: PEAK_74 3m DRHG8-E_LE2C05A18EN_230712 HORIZONTAL<br>Freq Level Limit Line Margin Read Level Ant Factor Cable Loss Preamp Factor Aux Factor APos TPos Remark<br>MHz dBuV/m dBuV/m dB dBuV dB/m dB dB dB cm deg<br>1 1231.00 55.02 74.00 -18.98 46.76 23.60 5.50 31.01 10.17 100 24 Peak<br>2 1231.00 49.16 54.00 -4.84 40.90 23.60 5.50 31.01 10.17 100 24 Average<br>3 4924.00 45.07 74.00 -28.93 33.03 32.75 10.50 32.98 1.77 -- -- PEAK<br>4 7386.00 49.03 74.00 -24.97 32.70 37.13 12.81 35.60 1.99 -- -- PEAK<br>5 7386.00 39.45 54.00 -14.55 23.12 37.13 12.81 35.60 1.99 -- -- AVERAGE | 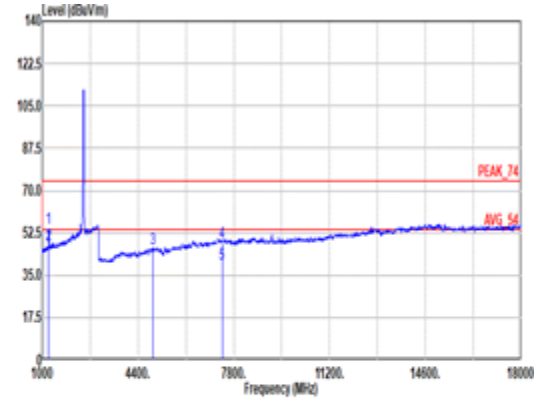 <br><br>Site : 03CH23-HY<br>Condition: PEAK_74 3m DRHG8-E_LE2C05A18EN_230712 VERTICAL<br>Freq Level Limit Line Margin Read Level Ant Factor Cable Loss Preamp Factor Aux Factor APos TPos Remark<br>MHz dBuV/m dBuV/m dB dBuV dB/m dB dB dB cm deg<br>1 1231.00 54.56 74.00 -19.44 46.30 23.60 5.50 31.01 10.17 400 257 Peak<br>2 1231.00 47.80 54.00 -6.20 39.54 23.60 5.50 31.01 10.17 400 257 Average<br>3 4924.00 46.01 74.00 -27.99 33.97 32.75 10.50 32.98 1.77 -- -- PEAK<br>4 7386.00 48.56 74.00 -25.44 32.23 37.13 12.81 35.60 1.99 -- -- PEAK<br>5 7386.00 39.46 54.00 -14.54 23.13 37.13 12.81 35.60 1.99 -- -- AVERAGE |

| Mode | 9 | |
|---|---|---|
| | Harmonic | |
| | 2400-2483.5_802.11b_CH11_2462MHz | |
| ANT | 2 | |
| Pol. | Horizontal | Vertical |
| 10.6G ~18G Avg | 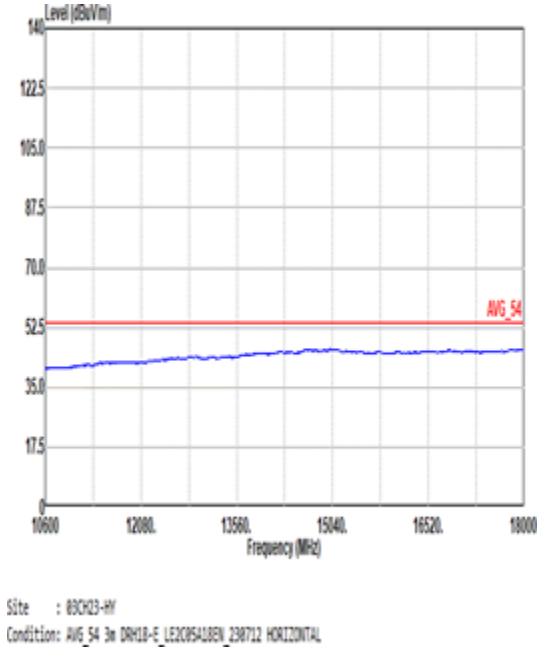  | 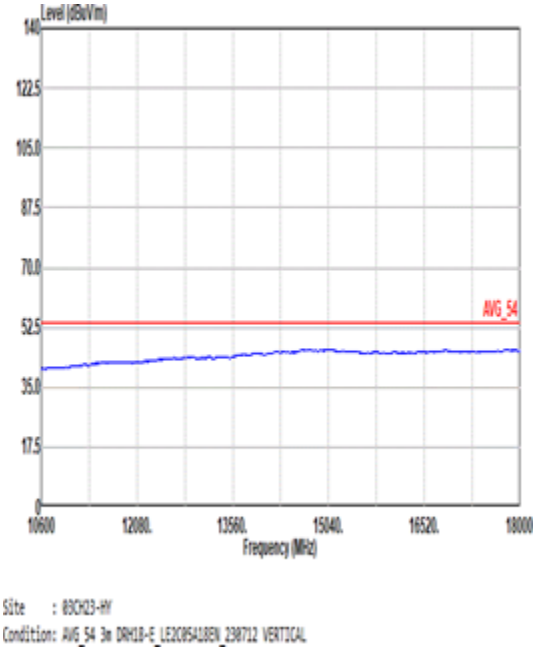  |

| Mode | 10 | |
|---|---|---|
| | Band Edge | |
| | 2400-2483.5_802.11g_CH01_2412MHz | |
| ANT | 2 | |
| Pol. | Horizontal | Fundamental |
| Peak | 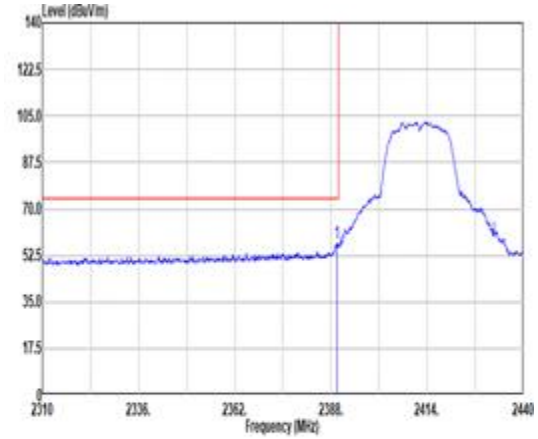 <br>Site : 03CH23-HY<br>Condition: PEAK_BE_74 3m DRH18-E_LE2CB5A18EN_230712 HORIZONTAL<br>: RBW:1000.000kHz VBW:3000.000kHz SWT:Auto<br>Freq Level Limit Line Margin Read Level Ant Factor Cable Loss Preamp Factor Aux Factor APos TPos Remark<br>MHz dBuV/m dBuV/m dB dBuV dB/m dB dB dB cm deg<br>1 2389.69 57.26 74.00 -16.74 44.21 27.80 7.34 31.73 10.44 100 185 PEAK | 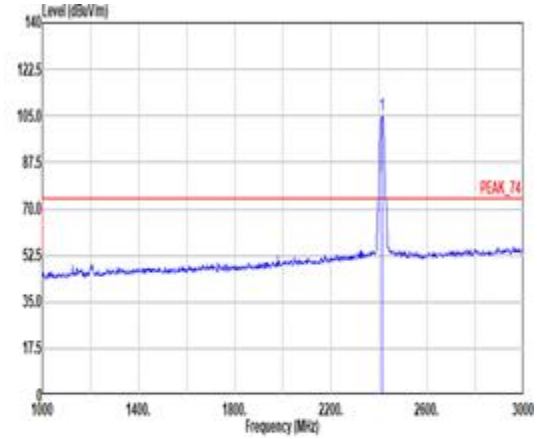 <br>Site : 03CH23-HY<br>Condition: PEAK_74 3m DRH18-E_LE2CB5A18EN_230712 HORIZONTAL<br>: RBW:1000.000kHz VBW:3000.000kHz SWT:Auto<br>Freq Level Limit Line Margin Read Level Ant Factor Cable Loss Preamp Factor Aux Factor APos TPos Remark<br>MHz dBuV/m dBuV/m dB dBuV dB/m dB dB dB cm deg<br>1 2412.00 104.88 ------ ------ 91.88 26.92 7.38 31.75 10.45 100 185 PEAK |
| Avg | 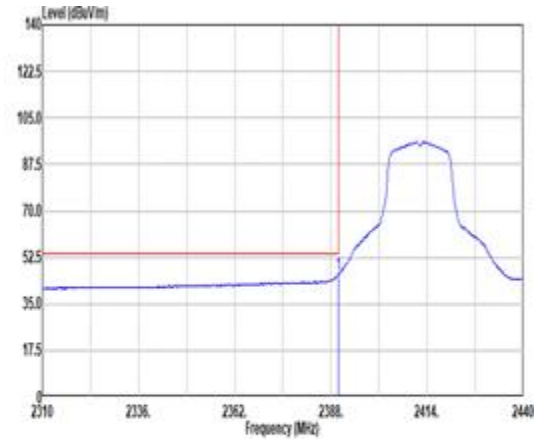 <br>Site : 03CH23-HY<br>Condition: AVG_BE_54 3m DRH18-E_LE2CB5A18EN_230712 HORIZONTAL<br>: RBW:1000.000kHz VBW:8.750kHz SWT:Auto<br>Freq Level Limit Line Margin Read Level Ant Factor Cable Loss Preamp Factor Aux Factor APos TPos Remark<br>MHz dBuV/m dBuV/m dB dBuV dB/m dB dB dB cm deg<br>1 2389.95 45.88 54.00 -8.12 32.83 27.80 7.34 31.73 10.44 100 185 AVERAGE | 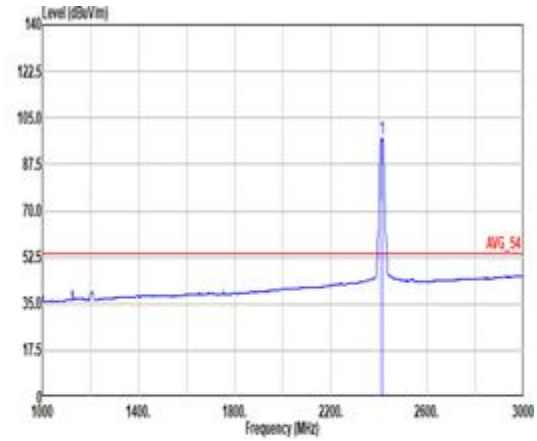 <br>Site : 03CH23-HY<br>Condition: AVG_54 3m DRH18-E_LE2CB5A18EN_230712 HORIZONTAL<br>: RBW:1000.000kHz VBW:8.750kHz SWT:Auto<br>Freq Level Limit Line Margin Read Level Ant Factor Cable Loss Preamp Factor Aux Factor APos TPos Remark<br>MHz dBuV/m dBuV/m dB dBuV dB/m dB dB dB cm deg<br>1 2412.00 97.44 ------ ------ 84.37 27.80 7.37 31.74 10.44 100 185 AVERAGE |

| Mode | 10 | |
|---|---|---|
| | Band Edge | |
| | 2400-2483.5_802.11g_CH01_2412MHz | |
| ANT | 2 | |
| Pol. | Vertical | Fundamental |
| Peak | 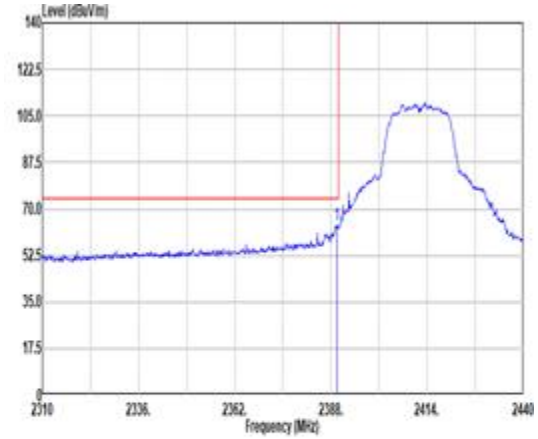 <br>Site : 03CH03-HY<br>Condition: PEAK_BE_74 3m DRH18-E_LE2CB5A18EN_230712 VERTICAL<br>: RBW:1000.000kHz VBW:3000.000kHz SWT:Auto<br>Freq Level Limit Line Margin Read Level Ant Factor Cable Loss Preamp Factor Aux Factor APos TPos Remark<br>MHz dBuV/m dBuV/m dB dBuV dB/m dB dB dB cm deg<br>1 2389.56 64.03 74.00 -9.97 50.98 27.00 7.34 31.73 10.44 200 264 PEAK | 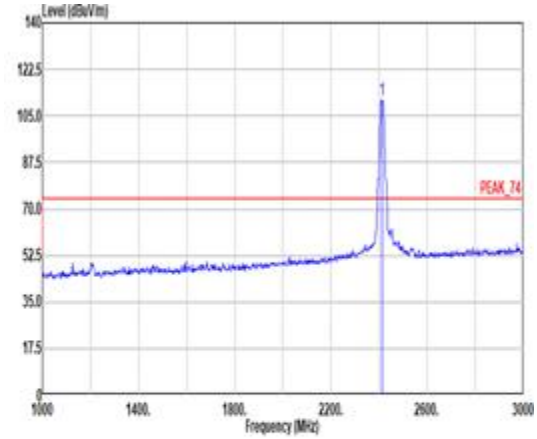 <br>Site : 03CH03-HY<br>Condition: PEAK_74 3m DRH18-E_LE2CB5A18EN_230712 VERTICAL<br>: RBW:1000.000kHz VBW:3000.000kHz SWT:Auto<br>Freq Level Limit Line Margin Read Level Ant Factor Cable Loss Preamp Factor Aux Factor APos TPos Remark<br>MHz dBuV/m dBuV/m dB dBuV dB/m dB dB dB cm deg<br>1 2412.00 111.16 ------ ------ 98.07 27.02 7.37 31.74 10.44 200 264 PEAK |
| Avg | 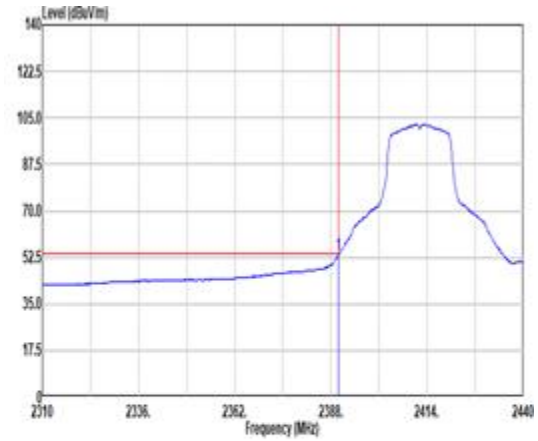 <br>Site : 03CH03-HY<br>Condition: AVG_BE_54 3m DRH18-E_LE2CB5A18EN_230712 VERTICAL<br>: RBW:1000.000kHz VBW:0.750kHz SWT:Auto<br>Freq Level Limit Line Margin Read Level Ant Factor Cable Loss Preamp Factor Aux Factor APos TPos Remark<br>MHz dBuV/m dBuV/m dB dBuV dB/m dB dB dB cm deg<br>1 2389.95 53.12 54.00 -0.88 40.07 27.00 7.34 31.73 10.44 200 264 AVERAGE | 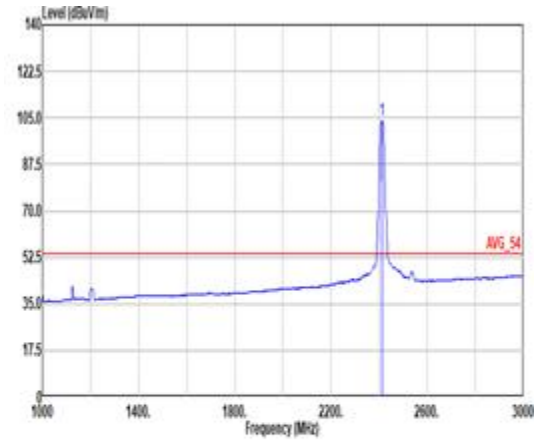 <br>Site : 03CH03-HY<br>Condition: AVG_54 3m DRH18-E_LE2CB5A18EN_230712 VERTICAL<br>: RBW:1000.000kHz VBW:0.750kHz SWT:Auto<br>Freq Level Limit Line Margin Read Level Ant Factor Cable Loss Preamp Factor Aux Factor APos TPos Remark<br>MHz dBuV/m dBuV/m dB dBuV dB/m dB dB dB cm deg<br>1 2412.00 103.98 ------ ------ 90.91 27.00 7.37 31.74 10.44 200 264 AVERAGE |

| Mode | 10 | |
|---|---|---|
| | Harmonic | |
| | 2400-2483.5_802.11g_CH01_2412MHz | |
| ANT | 2 | |
| Pol. | Horizontal | Vertical |
| Peak<br>Avg | 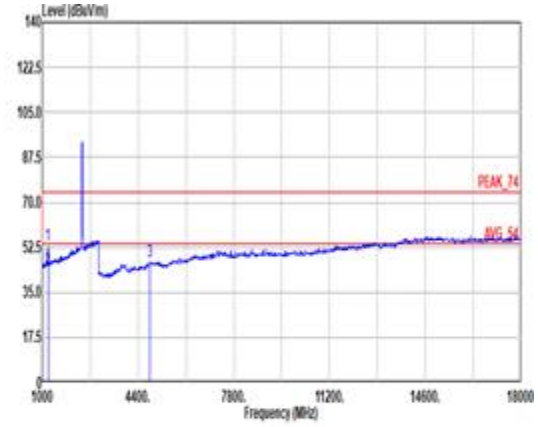 <br><br>Site : 03CH03-HY<br>Condition: PEAK_74 3m DRHG18-E_LE2C05A18EN_230712 HORIZONTAL<br>Freq Level Limit Line Margin Read Level Ant Factor Cable Loss Preamp Factor Aux Factor APos TPos Remark<br>MHz dBuV/m dBuV/m dB dBuV dB/m dB dB dB cm deg<br>1 1206.00 53.61 74.00 -20.39 45.34 23.64 5.48 31.01 10.16 100 24 Peak<br>2 1206.00 44.11 54.00 -9.89 35.84 23.64 5.48 31.01 10.16 100 24 Average<br>3 4824.00 46.92 74.00 -27.08 35.14 32.40 10.55 32.98 1.81 -- -- PEAK | 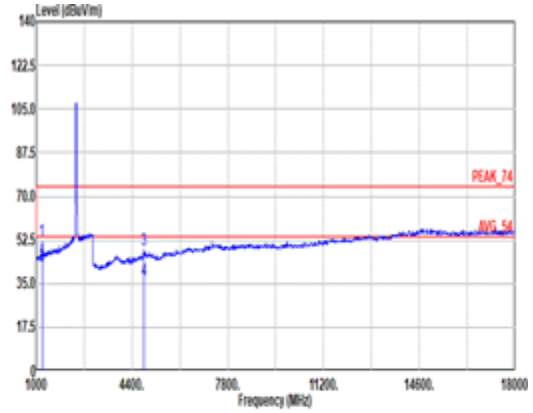 <br><br>Site : 03CH03-HY<br>Condition: PEAK_74 3m DRHG18-E_LE2C05A18EN_230712 VERTICAL<br>Freq Level Limit Line Margin Read Level Ant Factor Cable Loss Preamp Factor Aux Factor APos TPos Remark<br>MHz dBuV/m dBuV/m dB dBuV dB/m dB dB dB cm deg<br>1 1206.00 52.16 74.00 -21.84 43.89 23.64 5.48 31.01 10.16 400 285 Peak<br>2 1206.00 42.48 54.00 -11.52 34.21 23.64 5.48 31.01 10.16 400 285 Average<br>3 4824.00 48.40 74.00 -25.60 36.62 32.40 10.55 32.98 1.81 -- -- PEAK<br>4 4824.00 36.33 54.00 -17.67 24.55 32.40 10.55 32.98 1.81 -- -- AVERAGE |

| Mode | 10 | |
|---|---|---|
| | Harmonic | |
| | 2400-2483.5_802.11g_CH01_2412MHz | |
| ANT | 2 | |
| Pol. | Horizontal | Vertical |
| 10.6G ~18G Avg | 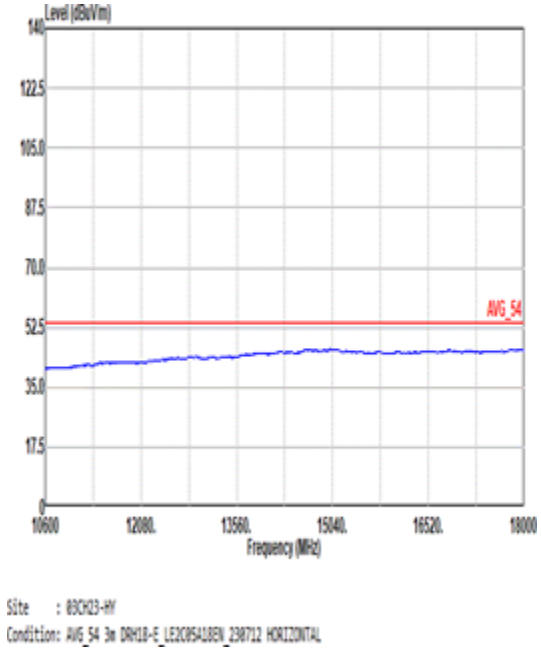 | 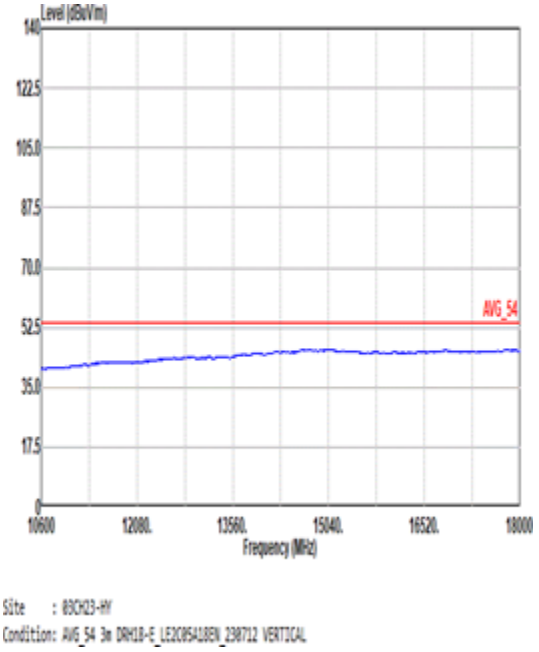 |

| Mode | 11 | |
|---|---|---|
| | Band Edge - L | |
| | 2400-2483.5_802.11g_CH06_2437MHz | |
| ANT | 2 | |
| Pol. | Horizontal | Fundamental |
| Peak | 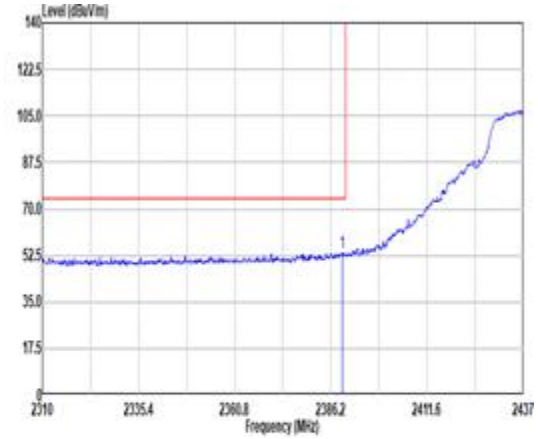 <br>Site : 03CH03-HY<br>Condition: PEAK_BE_74 3m DRH18-E_LE2C05A18EN_230712 HORIZONTAL<br>: RBW:1000.000kHz VBW:3000.000kHz SWT:Auto<br>Freq Level Limit Line Margin Read Level Ant Factor Cable Loss Preamp Factor Aux Factor APos TPos Remark<br>MHz dBuV/m dBuV/m dB dBuV dB/m dB dB dB cm deg<br>1 2389.12 53.68 74.00 -20.40 40.55 27.00 7.34 31.73 10.44 314 180 PEAK | 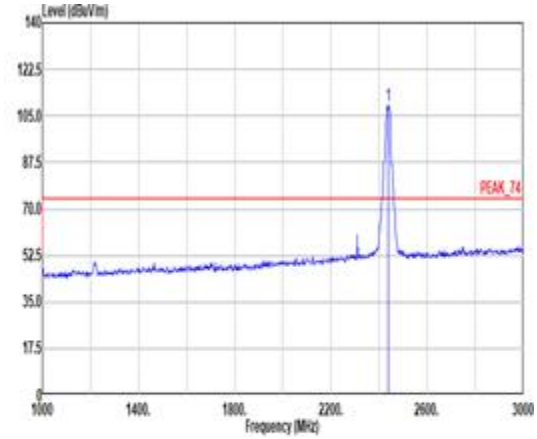 <br>Site : 03CH03-HY<br>Condition: PEAK_74 3m DRH18-E_LE2C05A18EN_230712 HORIZONTAL<br>: RBW:1000.000kHz VBW:3000.000kHz SWT:Auto<br>Freq Level Limit Line Margin Read Level Ant Factor Cable Loss Preamp Factor Aux Factor APos TPos Remark<br>MHz dBuV/m dBuV/m dB dBuV dB/m dB dB dB cm deg<br>1 2437.00 108.77 ------ ------ 95.75 26.90 7.42 31.76 10.46 314 180 PEAK |
| Avg | 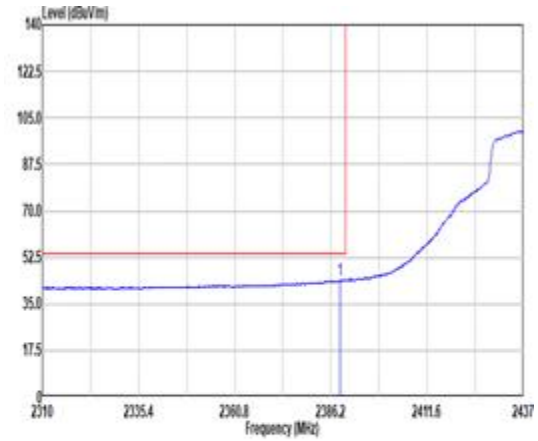 <br>Site : 03CH03-HY<br>Condition: AVG_BE_54 3m DRH18-E_LE2C05A18EN_230712 HORIZONTAL<br>: RBW:1000.000kHz VBW:8.750kHz SWT:Auto<br>Freq Level Limit Line Margin Read Level Ant Factor Cable Loss Preamp Factor Aux Factor APos TPos Remark<br>MHz dBuV/m dBuV/m dB dBuV dB/m dB dB dB cm deg<br>1 2388.61 43.83 54.00 -10.17 30.78 27.00 7.34 31.73 10.44 314 180 AVERAGE | 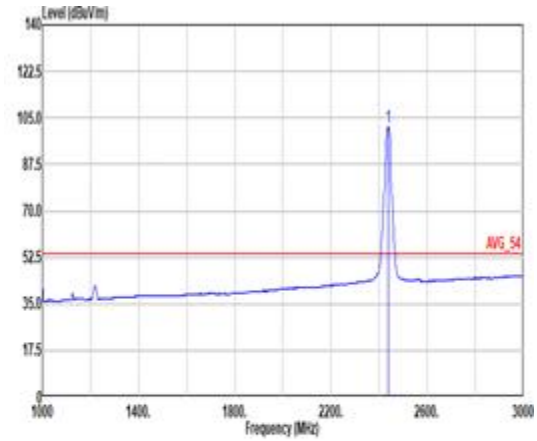 <br>Site : 03CH03-HY<br>Condition: AVG_54 3m DRH18-E_LE2C05A18EN_230712 HORIZONTAL<br>: RBW:1000.000kHz VBW:8.750kHz SWT:Auto<br>Freq Level Limit Line Margin Read Level Ant Factor Cable Loss Preamp Factor Aux Factor APos TPos Remark<br>MHz dBuV/m dBuV/m dB dBuV dB/m dB dB dB cm deg<br>1 2437.00 101.55 ------ ------ 88.56 26.88 7.41 31.76 10.46 314 180 AVERAGE |

| Mode | 11 | |
|---|---|---|
| | Band Edge - R | |
| | 2400-2483.5_802.11g_CH06_2437MHz | |
| ANT | 2 | |
| Pol. | Horizontal | Fundamental |
| Peak | 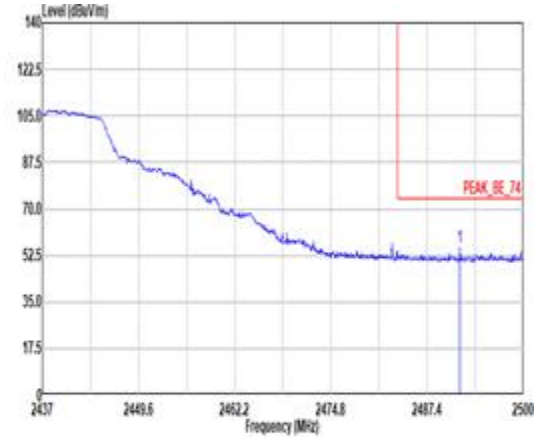 <br>Site : 03CH03-HY<br>Condition: PEAK_BE_74 3m DRH18-E_LE2CB5A18EN_230712 HORIZONTAL<br>: RBW:1000.000kHz VBW:3000.000kHz SWT:Auto<br><br>Limit Read Ant Cable Preamp Aux APos TPos<br>Freq Level Line Margin Level Factor Loss Factor Factor Remark<br>MHz dBuV/m dBuV/m dB dBuV dB/m dB dB dB cm deg<br>1 2491.68 55.28 74.00 -18.72 42.21 26.90 7.48 31.79 10.48 314 180 PEAK | Blank |
| Avg | 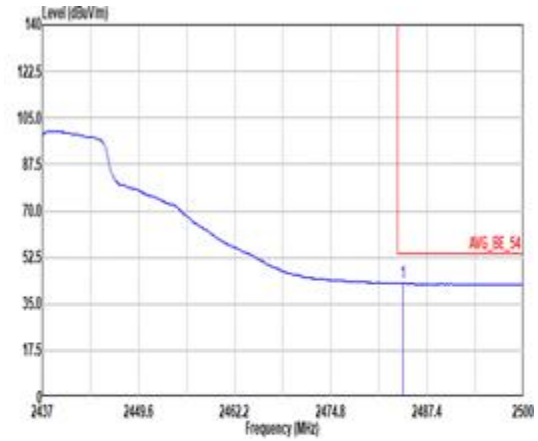 <br>Site : 03CH03-HY<br>Condition: AVG_BE_54 3m DRH18-E_LE2CB5A18EN_230712 HORIZONTAL<br>: RBW:1000.000kHz VBW:8.750kHz SWT:Auto<br><br>Limit Read Ant Cable Preamp Aux APos TPos<br>Freq Level Line Margin Level Factor Loss Factor Factor Remark<br>MHz dBuV/m dBuV/m dB dBuV dB/m dB dB dB cm deg<br>1 2484.25 42.84 54.00 -11.16 29.84 26.84 7.47 31.79 10.48 314 180 AVERAGE | Blank |

| Mode | 11 | |
|---|---|---|
| | Band Edge - L | |
| | 2400-2483.5_802.11g_CH06_2437MHz | |
| ANT | 2 | |
| Pol. | Vertical | Fundamental |
| Peak | 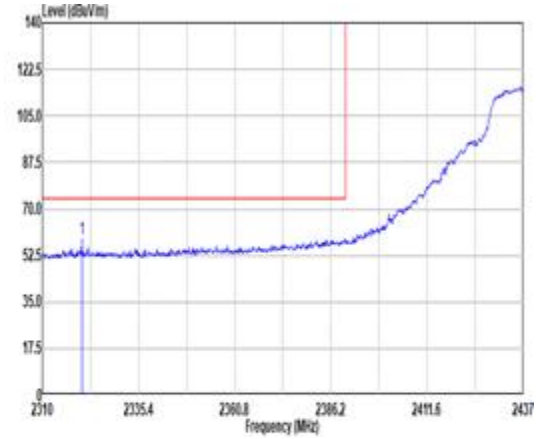 <br>Site : 03CH03-HY<br>Condition: PEAK_BE_74 3m DRH18-E_LE2C05A18EN_230712 VERTICAL<br>: RBW:1000.000kHz VBW:3000.000kHz SWT:Auto<br>Freq Level Limit Line Margin Read Level Ant Factor Cable Loss Preamp Factor Aux Factor APos TPos Remark<br>MHz dBuV/m dBuV/m dB dBuV dB/m dB dB dB cm deg<br>1 2320.41 58.72 74.00 -15.28 45.58 27.20 7.21 31.69 10.42 165 334 PEAK | 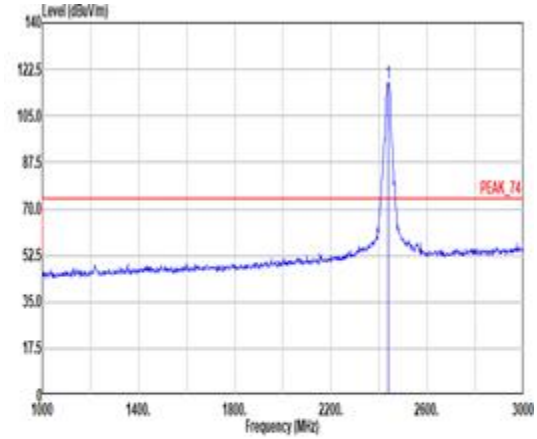 <br>Site : 03CH03-HY<br>Condition: PEAK_74 3m DRH18-E_LE2C05A18EN_230712 VERTICAL<br>: RBW:1000.000kHz VBW:3000.000kHz SWT:Auto<br>Freq Level Limit Line Margin Read Level Ant Factor Cable Loss Preamp Factor Aux Factor APos TPos Remark<br>MHz dBuV/m dBuV/m dB dBuV dB/m dB dB dB cm deg<br>1 2437.00 117.18 ------ ------ 104.19 26.88 7.41 31.76 10.46 165 334 PEAK |
| Avg | 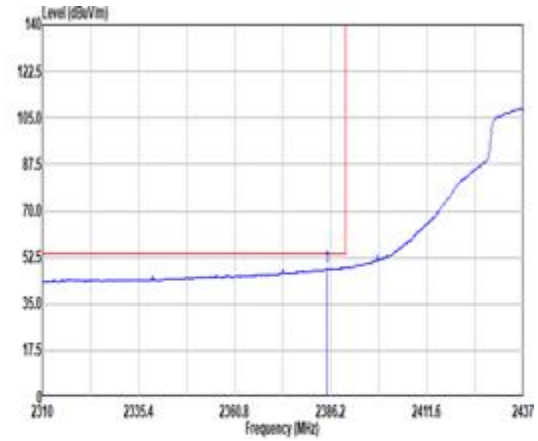 <br>Site : 03CH03-HY<br>Condition: AVG_BE_54 3m DRH18-E_LE2C05A18EN_230712 VERTICAL<br>: RBW:1000.000kHz VBW:8.750kHz SWT:Auto<br>Freq Level Limit Line Margin Read Level Ant Factor Cable Loss Preamp Factor Aux Factor APos TPos Remark<br>MHz dBuV/m dBuV/m dB dBuV dB/m dB dB dB cm deg<br>1 2305.06 48.79 54.00 -5.21 35.75 27.00 7.33 31.73 10.44 165 334 AVERAGE | 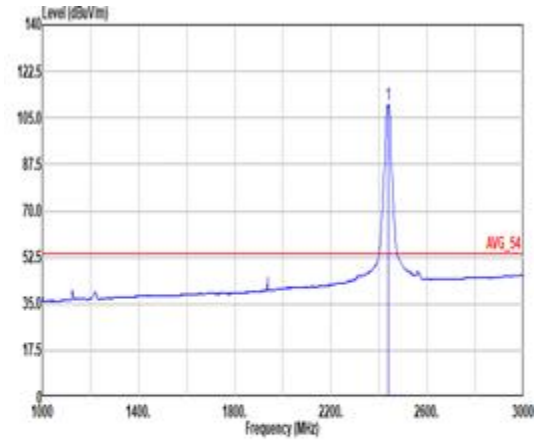 <br>Site : 03CH03-HY<br>Condition: AVG_54 3m DRH18-E_LE2C05A18EN_230712 VERTICAL<br>: RBW:1000.000kHz VBW:8.750kHz SWT:Auto<br>Freq Level Limit Line Margin Read Level Ant Factor Cable Loss Preamp Factor Aux Factor APos TPos Remark<br>MHz dBuV/m dBuV/m dB dBuV dB/m dB dB dB cm deg<br>1 2437.00 110.07 ------ ------ 97.08 26.88 7.41 31.76 10.46 165 334 AVERAGE |

| Mode | 11 | |
|---|---|---|
| | Band Edge - R | |
| | 2400-2483.5_802.11g_CH06_2437MHz | |
| ANT | 2 | |
| Pol. | Vertical | Fundamental |
| Peak | 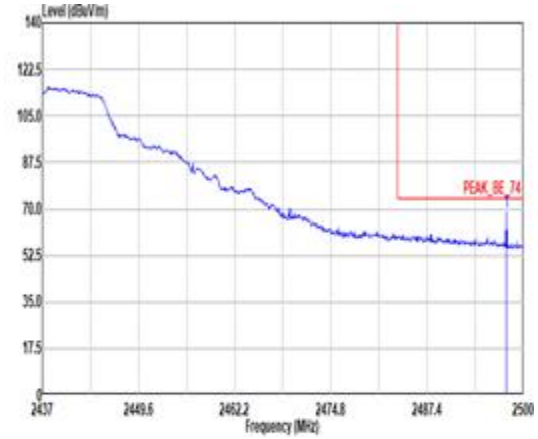 <br>Site : 03CH03-HY<br>Condition: PEAK_BE_74 3m DRH18-E_LE2CB5A18EN_230712 VERTICAL<br>: RBW:1000.000kHz VBW:3000.000kHz SWT:Auto<br><br>Limit Read Ant Cable Preamp Aux APos TPos<br>Freq Level Line Margin Level Factor Loss Factor Factor Remark<br>MHz dBuV/m dBuV/m dB dBuV dB/m dB dB dB cm deg<br>1 2487.00 68.43 74.00 -5.57 55.36 26.90 7.49 31.80 10.48 165 334 PEAK | Blank |
| Avg | 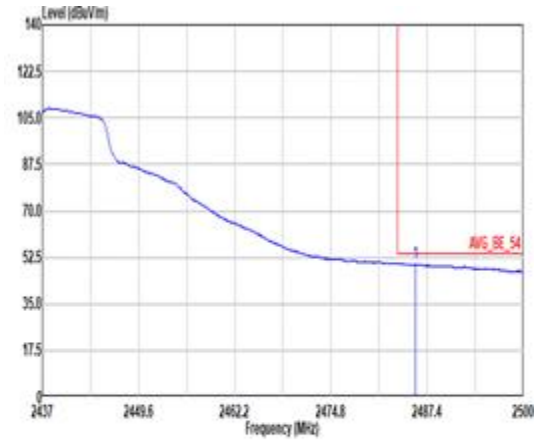 <br>Site : 03CH03-HY<br>Condition: AVG_BE_54 3m DRH18-E_LE2CB5A18EN_230712 VERTICAL<br>: RBW:1000.000kHz VBW:8.750kHz SWT:Auto<br><br>Limit Read Ant Cable Preamp Aux APos TPos<br>Freq Level Line Margin Level Factor Loss Factor Factor Remark<br>MHz dBuV/m dBuV/m dB dBuV dB/m dB dB dB cm deg<br>1 2485.83 58.42 54.00 -3.58 37.39 26.86 7.48 31.79 10.48 165 334 AVERAGE | Blank |

| Mode | 11 | |
|---|---|---|
| | Harmonic | |
| | 2400-2483.5_802.11g_CH06_2437MHz | |
| ANT | 2 | |
| Pol. | Horizontal | Vertical |
| Peak<br>Avg | 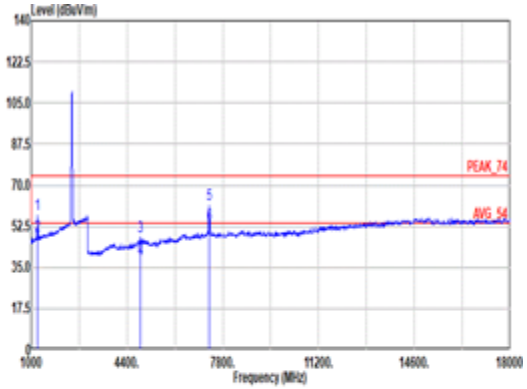 <br><br>Site : 03CH23-HY<br>Condition: PEAK_74 3m DRHG18-E_LE2C05A18EN_230712 HORIZONTAL<br>Freq Level Limit Line Margin Read Level Ant Factor Cable Loss Preamp Factor Aux Factor APos TPos Remark<br>MHz dBuV/m dBuV/m dB dBuV dB/m dB dB dB cm deg<br>1 1218.50 57.73 74.00 -16.27 49.49 23.60 5.49 31.01 10.16 100 27 PEAK<br>2 1218.50 48.56 54.00 -5.44 40.32 23.60 5.49 31.01 10.16 100 27 Average<br>3 4874.00 48.05 74.00 -25.95 36.12 32.60 10.52 32.98 1.79 100 360 PEAK<br>4 4874.00 38.42 54.00 -15.58 26.49 32.60 10.52 32.98 1.79 100 360 AVERAGE<br>5 7311.00 61.90 74.00 -12.10 45.60 37.20 12.62 35.54 2.02 219 267 PEAK<br>6 7311.00 53.20 54.00 -0.80 36.90 37.20 12.62 35.54 2.02 219 267 AVERAGE | 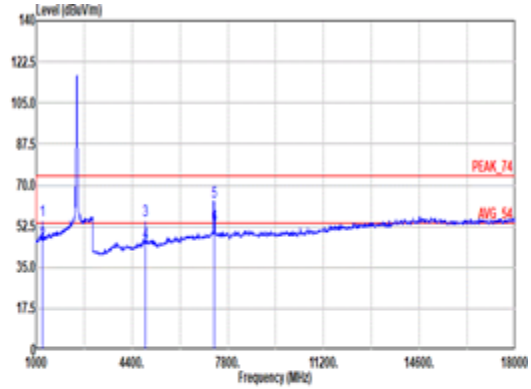 <br><br>Site : 03CH23-HY<br>Condition: PEAK_74 3m DRHG18-E_LE2C05A18EN_230712 VERTICAL<br>Freq Level Limit Line Margin Read Level Ant Factor Cable Loss Preamp Factor Aux Factor APos TPos Remark<br>MHz dBuV/m dBuV/m dB dBuV dB/m dB dB dB cm deg<br>1 1218.50 54.84 74.00 -19.16 46.60 23.60 5.49 31.01 10.16 400 260 PEAK<br>2 1218.50 45.60 54.00 -8.40 37.36 23.60 5.49 31.01 10.16 400 260 Average<br>3 4874.00 54.96 74.00 -19.04 43.03 32.60 10.52 32.98 1.79 252 337 PEAK<br>4 4874.00 45.35 54.00 -8.65 33.42 32.60 10.52 32.98 1.79 252 337 AVERAGE<br>5 7311.00 62.72 74.00 -11.28 46.42 37.20 12.62 35.54 2.02 200 249 PEAK<br>6 7311.00 52.60 54.00 -1.40 36.30 37.20 12.62 35.54 2.02 200 249 AVERAGE |

| Mode | 11 | |
|---|---|---|
| | Harmonic | |
| | 2400-2483.5_802.11g_CH06_2437MHz | |
| ANT | 2 | |
| Pol. | Horizontal | Vertical |
| 10.6G ~18G Avg | 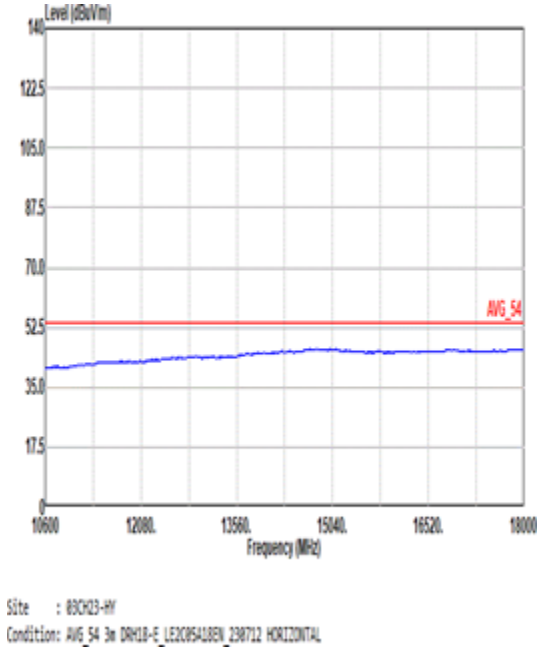 | 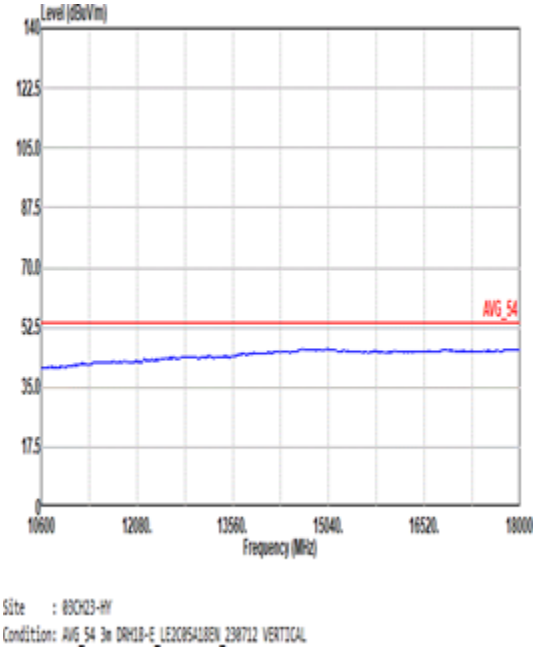 |

| Mode | 12 | |
|---|---|---|
| | Band Edge | |
| | 2400-2483.5_802.11g_CH11_2462MHz | |
| ANT | 2 | |
| Pol. | Horizontal | Fundamental |
| Peak | 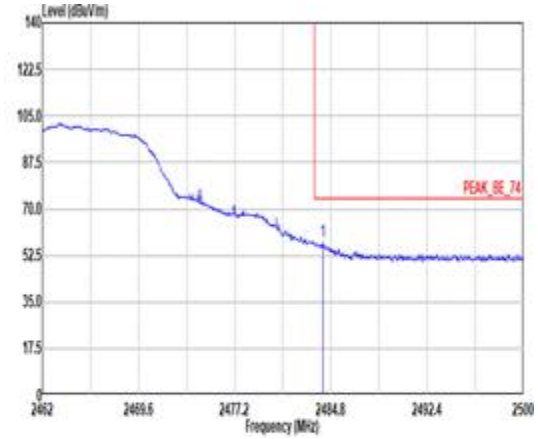 <br>Site : 03CH23-HY<br>Condition: PEAK_BE_74 3m DRH18-E_LE2C05A18EN_230712 HORIZONTAL<br>: RBW:1000.000kHz VBW:3000.000kHz SWT:Auto<br>Freq Level Limit Line Margin Read Level Ant Factor Cable Loss Preamp Factor Aux Factor APos TPos Remark<br>MHz dBuV/m dBuV/m dB dBuV dB/m dB dB dB cm deg<br>1 2484.19 57.46 74.00 -16.54 44.46 26.84 7.47 31.79 10.48 178 177 PEAK | 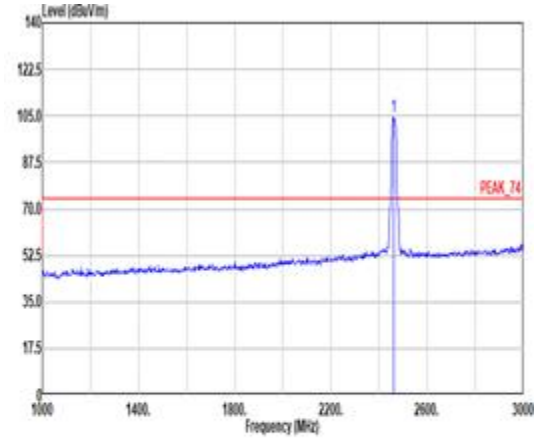 <br>Site : 03CH23-HY<br>Condition: PEAK_74 3m DRH18-E_LE2C05A18EN_230712 HORIZONTAL<br>: RBW:1000.000kHz VBW:3000.000kHz SWT:Auto<br>Freq Level Limit Line Margin Read Level Ant Factor Cable Loss Preamp Factor Aux Factor APos TPos Remark<br>MHz dBuV/m dBuV/m dB dBuV dB/m dB dB dB cm deg<br>1 2462.00 104.41 ------ ------ 91.45 26.82 7.44 31.77 10.47 178 177 PEAK |
| Avg | 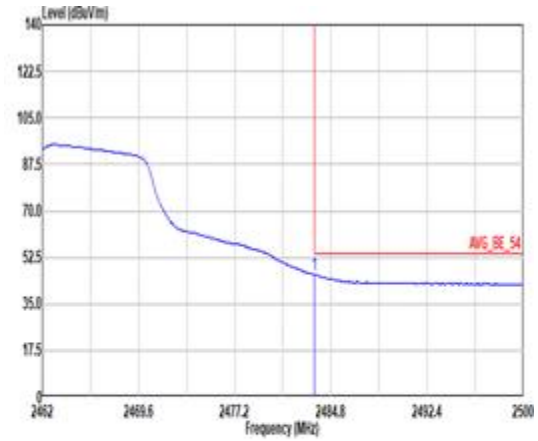 <br>Site : 03CH23-HY<br>Condition: AVG_BE_54 3m DRH18-E_LE2C05A18EN_230712 HORIZONTAL<br>: RBW:1000.000kHz VBW:0.750kHz SWT:Auto<br>Freq Level Limit Line Margin Read Level Ant Factor Cable Loss Preamp Factor Aux Factor APos TPos Remark<br>MHz dBuV/m dBuV/m dB dBuV dB/m dB dB dB cm deg<br>1 2483.51 45.95 54.00 -8.05 32.95 26.84 7.47 31.79 10.48 178 177 AVERAGE | 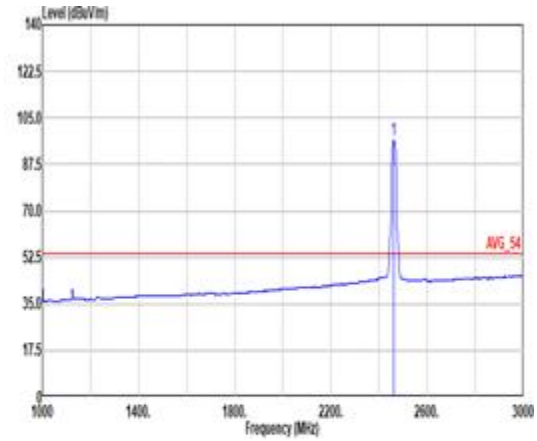 <br>Site : 03CH23-HY<br>Condition: AVG_54 3m DRH18-E_LE2C05A18EN_230712 HORIZONTAL<br>: RBW:1000.000kHz VBW:0.750kHz SWT:Auto<br>Freq Level Limit Line Margin Read Level Ant Factor Cable Loss Preamp Factor Aux Factor APos TPos Remark<br>MHz dBuV/m dBuV/m dB dBuV dB/m dB dB dB cm deg<br>1 2462.00 96.56 ------ ------ 83.63 26.80 7.44 31.78 10.47 178 177 AVERAGE |

| Mode | 12 | |
|---|---|---|
| | Band Edge | |
| | 2400-2483.5_802.11g_CH11_2462MHz | |
| ANT | 2 | |
| Pol. | Vertical | Fundamental |
| Peak | 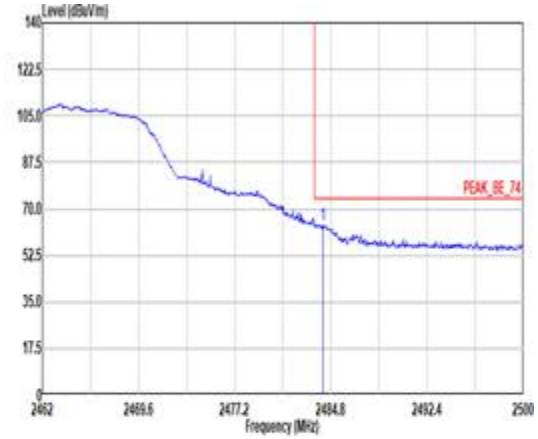 <br>Site : 03CH03-HY<br>Condition: PEAK_BE_74 3m DRH18-E_LE2C05A18EN_230712 VERTICAL<br>: RBW:1000.000kHz VBW:3000.000kHz SWT:Auto<br>Freq Level Limit Line Margin Read Level Ant Factor Cable Loss Preamp Factor Aux Factor APos TPos Remark<br>MHz dBuV/m dBuV/m dB dBuV dB/m dB dB dB cm deg<br>1 2484.15 63.91 74.00 -10.09 50.91 26.84 7.47 31.79 10.48 266 251 PEAK | 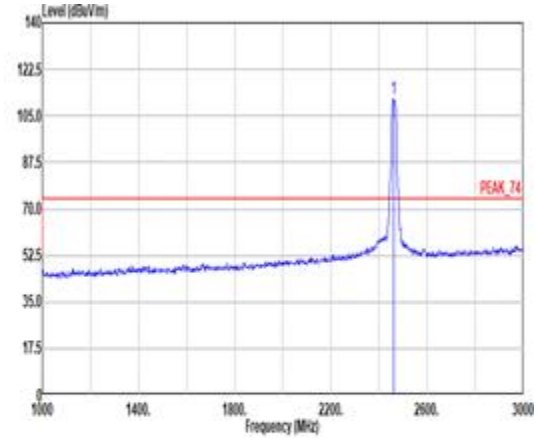 <br>Site : 03CH03-HY<br>Condition: PEAK_74 3m DRH18-E_LE2C05A18EN_230712 VERTICAL<br>: RBW:1000.000kHz VBW:3000.000kHz SWT:Auto<br>Freq Level Limit Line Margin Read Level Ant Factor Cable Loss Preamp Factor Aux Factor APos TPos Remark<br>MHz dBuV/m dBuV/m dB dBuV dB/m dB dB dB cm deg<br>1 2462.00 111.38 ------ ------ 98.42 26.82 7.44 31.77 10.47 266 251 PEAK |
| Avg | 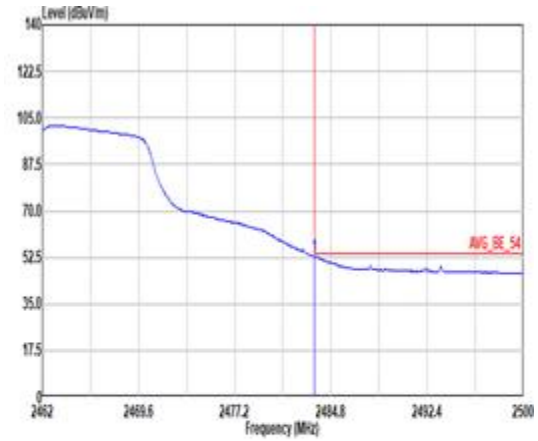 <br>Site : 03CH03-HY<br>Condition: AVG_BE_54 3m DRH18-E_LE2C05A18EN_230712 VERTICAL<br>: RBW:1000.000kHz VBW:8.750kHz SWT:Auto<br>Freq Level Limit Line Margin Read Level Ant Factor Cable Loss Preamp Factor Aux Factor APos TPos Remark<br>MHz dBuV/m dBuV/m dB dBuV dB/m dB dB dB cm deg<br>1 2483.51 52.89 54.00 -1.11 39.89 26.84 7.47 31.79 10.48 266 251 AVERAGE | 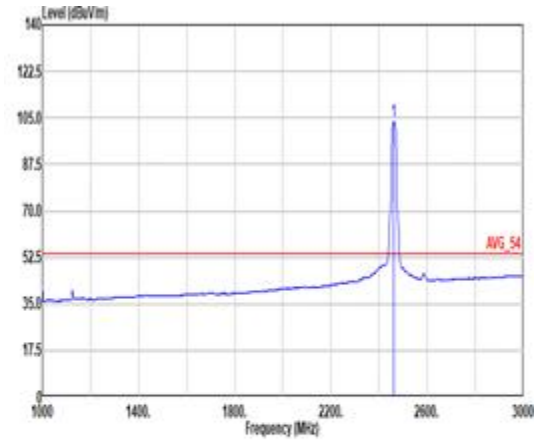 <br>Site : 03CH03-HY<br>Condition: AVG_54 3m DRH18-E_LE2C05A18EN_230712 VERTICAL<br>: RBW:1000.000kHz VBW:8.750kHz SWT:Auto<br>Freq Level Limit Line Margin Read Level Ant Factor Cable Loss Preamp Factor Aux Factor APos TPos Remark<br>MHz dBuV/m dBuV/m dB dBuV dB/m dB dB dB cm deg<br>1 2462.00 103.76 ------ ------ 90.83 26.80 7.44 31.78 10.47 266 251 AVERAGE |

| | | |
|---|---|---|
| Mode | 12 | |
| | Harmonic | |
| | 2400-2483.5_802.11g_CH11_2462MHz | |
| ANT | 2 | |
| Pol. | Horizontal | Vertical |
| Peak<br>Avg | 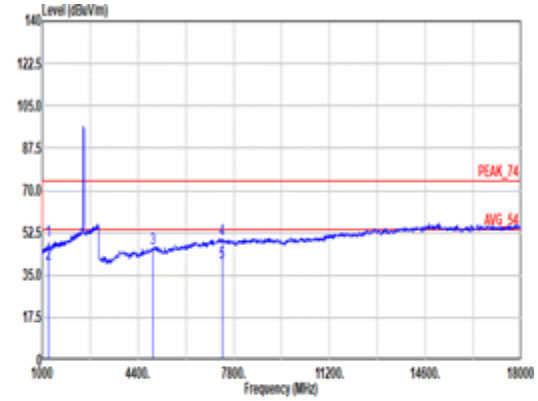 <br><br>Site : 03CH23-HY<br>Condition: PEAK_74 3m DRHG18-E_LE2C05A18EN_230712 HORIZONTAL<br>Freq Level Limit Line Margin Read Level Ant Factor Cable Loss Preamp Factor Aux Factor APos TPos Remark<br>MHz dBuV/m dBuV/m dB dBuV dB/m dB dB dB cm deg<br>1 1231.00 49.39 74.00 -24.61 41.13 23.60 5.50 31.01 10.17 100 23 Peak<br>2 1231.00 39.80 54.00 -14.20 31.54 23.60 5.50 31.01 10.17 100 23 Average<br>3 4924.00 45.98 74.00 -28.02 33.94 32.75 10.50 32.98 1.77 -- -- PEAK<br>4 7386.00 49.81 74.00 -24.19 33.48 37.13 12.81 35.60 1.99 -- -- PEAK<br>5 7386.00 40.27 54.00 -13.73 23.94 37.13 12.81 35.60 1.99 -- -- AVERAGE | 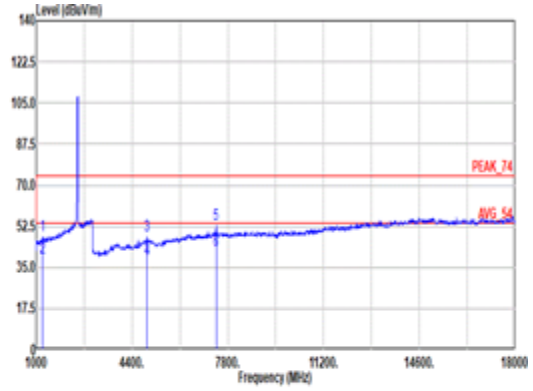 <br><br>Site : 03CH23-HY<br>Condition: PEAK_74 3m DRHG18-E_LE2C05A18EN_230712 VERTICAL<br>Freq Level Limit Line Margin Read Level Ant Factor Cable Loss Preamp Factor Aux Factor APos TPos Remark<br>MHz dBuV/m dBuV/m dB dBuV dB/m dB dB dB cm deg<br>1 1231.00 48.81 74.00 -25.19 40.55 23.60 5.50 31.01 10.17 400 256 Peak<br>2 1231.00 39.12 54.00 -14.88 30.86 23.60 5.50 31.01 10.17 400 256 Average<br>3 4924.00 48.64 74.00 -25.36 36.60 32.75 10.50 32.98 1.77 100 340 PEAK<br>4 4924.00 38.51 54.00 -15.49 26.47 32.75 10.50 32.98 1.77 100 340 AVERAGE<br>5 7386.00 53.31 74.00 -20.69 36.98 37.13 12.81 35.60 1.99 211 300 PEAK<br>6 7386.00 42.88 54.00 -11.92 25.75 37.13 12.81 35.60 1.99 211 300 AVERAGE |

| Mode | 12 | |
|---|---|---|
| | Harmonic | |
| | 2400-2483.5_802.11g_CH11_2462MHz | |
| ANT | 2 | |
| Pol. | Horizontal | Vertical |
| 10.6G ~18G Avg | 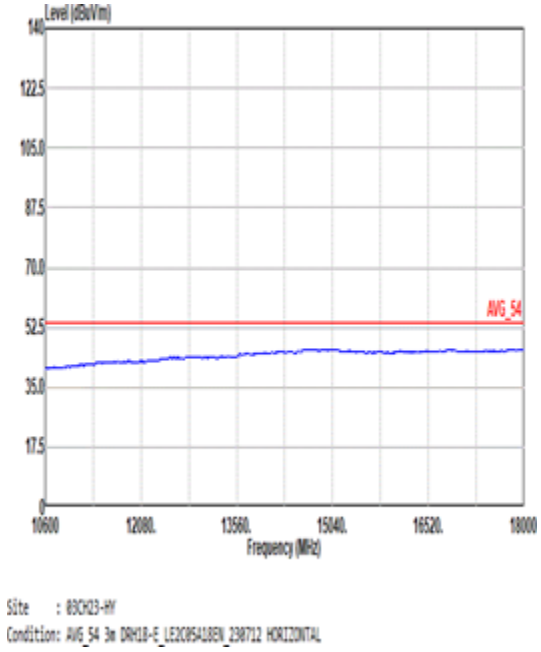  | 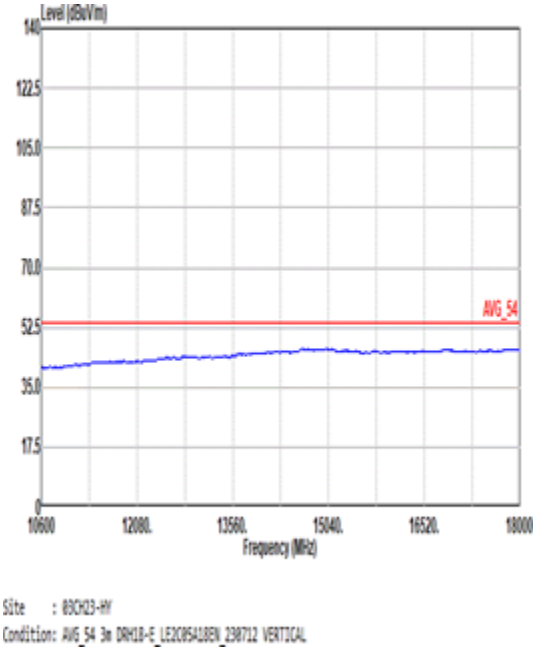  |

**MIMO <Ant. 1+2>**

| Mode | 15 | |
|---|---|---|
| | Band Edge | |
| | 2400-2483.5_802.11n HT20_CH01_2412MHz | |
| ANT | 1+2 | |
| Pol. | Horizontal | Fundamental |
| Peak | 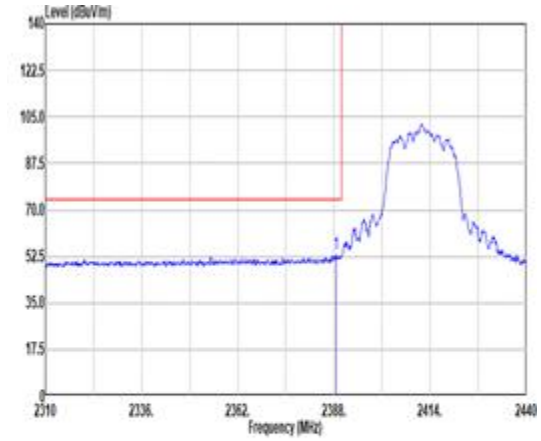 <br>Site : 03CH03-HY<br>Condition: PEAK_BE_74 3m DRH18-E_LE2C05A18EN_230712 HORIZONTAL<br>: RBW:1000.000kHz VBW:3000.000kHz SWT:Auto<br>Freq Level Limit Line Margin Read Level Ant Factor Cable Loss Preamp Factor Aux Factor APos TPos Remark<br>MHz dBuV/m dBuV/m dB dBuV dB/m dB dB dB cm deg<br>1 2388.65 53.52 74.00 -20.48 40.47 27.00 7.34 31.73 10.44 100 295 PEAK | 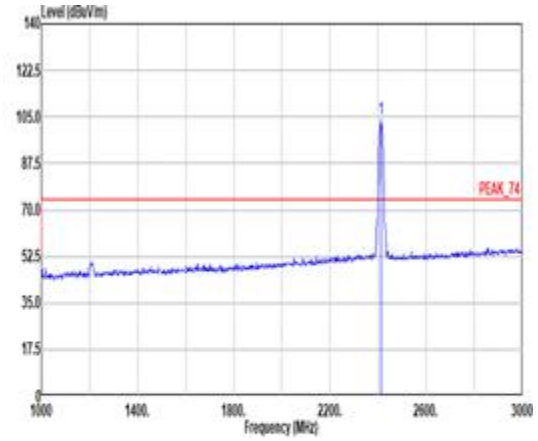 <br>Site : 03CH03-HY<br>Condition: PEAK_74 3m DRH18-E_LE2C05A18EN_230712 HORIZONTAL<br>: RBW:1000.000kHz VBW:3000.000kHz SWT:Auto<br>Freq Level Limit Line Margin Read Level Ant Factor Cable Loss Preamp Factor Aux Factor APos TPos Remark<br>MHz dBuV/m dBuV/m dB dBuV dB/m dB dB dB cm deg<br>1 2412.00 103.83 ------ ------ 98.79 26.96 7.38 31.75 10.45 100 295 PEAK |
| Avg | 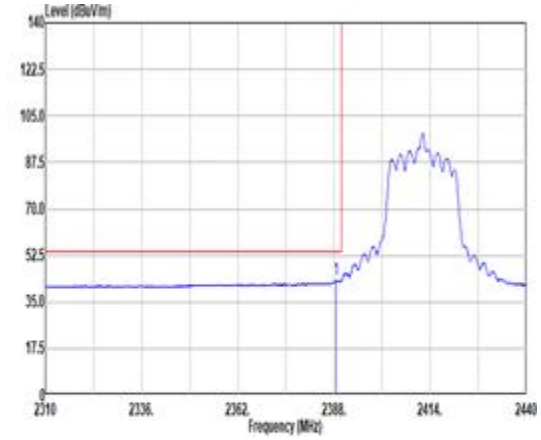 <br>Site : 03CH03-HY<br>Condition: AVG_BE_54 3m DRH18-E_LE2C05A18EN_230712 HORIZONTAL<br>: RBW:1000.000kHz VBW:8.820kHz SWT:Auto<br>Freq Level Limit Line Margin Read Level Ant Factor Cable Loss Preamp Factor Aux Factor APos TPos Remark<br>MHz dBuV/m dBuV/m dB dBuV dB/m dB dB dB cm deg<br>1 2388.65 43.11 54.00 -10.89 30.06 27.00 7.34 31.73 10.44 100 295 AVERAGE | 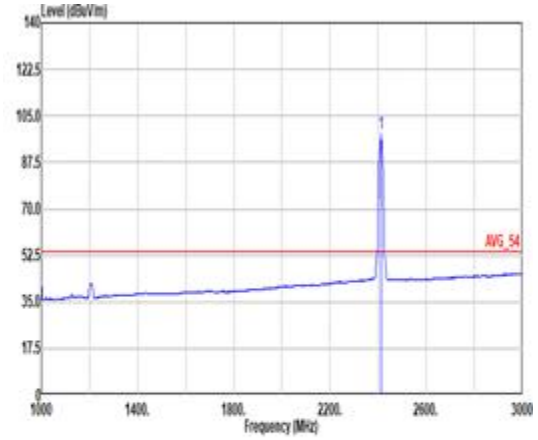 <br>Site : 03CH03-HY<br>Condition: AVG_54 3m DRH18-E_LE2C05A18EN_230712 HORIZONTAL<br>: RBW:1000.000kHz VBW:8.820kHz SWT:Auto<br>Freq Level Limit Line Margin Read Level Ant Factor Cable Loss Preamp Factor Aux Factor APos TPos Remark<br>MHz dBuV/m dBuV/m dB dBuV dB/m dB dB dB cm deg<br>1 2412.00 98.46 ------ ------ 85.42 26.96 7.38 31.75 10.45 100 295 AVERAGE |

| Mode | 15 | |
|---|---|---|
| | Band Edge | |
| | 2400-2483.5_802.11n HT20_CH01_2412MHz | |
| ANT | 1+2 | |
| Pol. | Vertical | Fundamental |
| Peak | 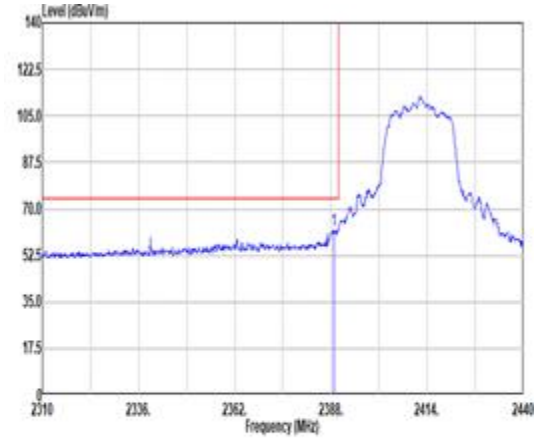 <br>Site : 03CH03-HY<br>Condition: PEAK_BE_74 3m DRH18-E_LE2C05A18EN_230712 VERTICAL<br>: RBW:1000.000kHz VBW:3000.000kHz SWT:Auto<br>Freq Level Limit Line Margin Read Level Ant Factor Cable Loss Preamp Factor Aux Factor APos TPos Remark<br>MHz dBuV/m dBuV/m dB dBuV dB/m dB dB dB cm deg<br>1 2388.78 62.03 74.00 -11.97 48.98 27.00 7.34 31.73 18.44 100 333 PEAK | 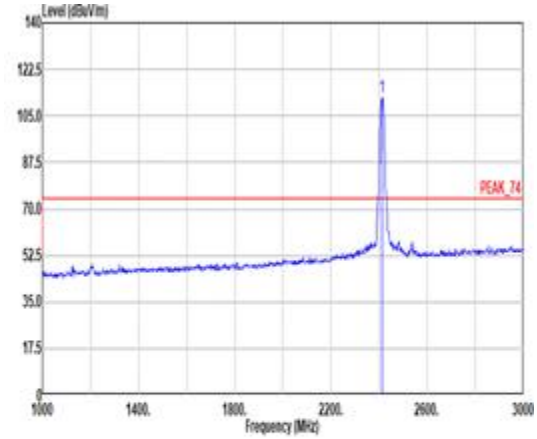 <br>Site : 03CH03-HY<br>Condition: PEAK_74 3m DRH18-E_LE2C05A18EN_230712 VERTICAL<br>: RBW:1000.000kHz VBW:3000.000kHz SWT:Auto<br>Freq Level Limit Line Margin Read Level Ant Factor Cable Loss Preamp Factor Aux Factor APos TPos Remark<br>MHz dBuV/m dBuV/m dB dBuV dB/m dB dB dB cm deg<br>1 2412.00 112.17 ------ ------ 99.13 26.96 7.38 31.75 18.45 100 333 PEAK |
| Avg | 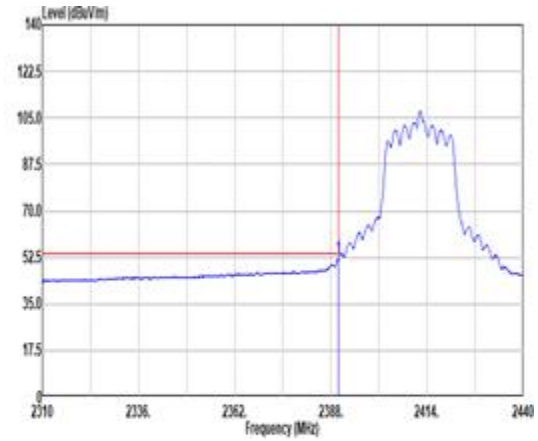 <br>Site : 03CH03-HY<br>Condition: AVG_BE_54 3m DRH18-E_LE2C05A18EN_230712 VERTICAL<br>: RBW:1000.000kHz VBW:8.820kHz SWT:Auto<br>Freq Level Limit Line Margin Read Level Ant Factor Cable Loss Preamp Factor Aux Factor APos TPos Remark<br>MHz dBuV/m dBuV/m dB dBuV dB/m dB dB dB cm deg<br>1 2389.95 52.09 54.00 -1.91 39.04 27.00 7.34 31.73 18.44 100 333 AVERAGE | 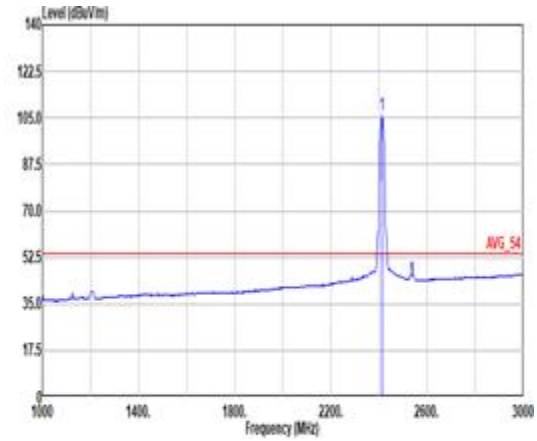 <br>Site : 03CH03-HY<br>Condition: AVG_54 3m DRH18-E_LE2C05A18EN_230712 VERTICAL<br>: RBW:1000.000kHz VBW:8.820kHz SWT:Auto<br>Freq Level Limit Line Margin Read Level Ant Factor Cable Loss Preamp Factor Aux Factor APos TPos Remark<br>MHz dBuV/m dBuV/m dB dBuV dB/m dB dB dB cm deg<br>1 2412.00 106.37 ------ ------ 93.33 26.96 7.38 31.75 18.45 100 333 AVERAGE |

| Mode | 15 | |
|---|---|---|
| | Harmonic | |
| | 2400-2483.5_802.11n HT20_CH01_2412MHz | |
| ANT | 1+2 | |
| Pol. | Horizontal | Vertical |
| Peak<br>Avg | 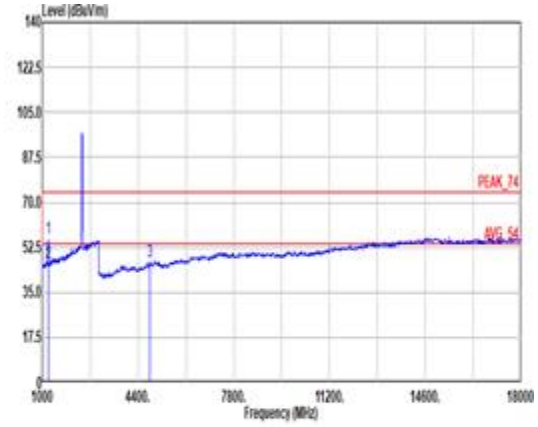 <br>Site : 03CH03-HY<br>Condition: PEAK_74 3m DRH18-E_LE2C05A18EN_230712 HORIZONTAL<br>Freq Level Limit Line Margin Read Level Ant Factor Cable Loss Preamp Factor Aux Factor APos TPos Remark<br>MHz dBuV/m dBuV/m dB dBuV dB/m dB dB dB cm deg<br>1 1200.00 55.78 74.00 -18.22 47.52 23.62 5.49 31.01 10.16 326 255 Peak<br>2 1200.00 46.73 54.00 -7.27 38.47 23.62 5.49 31.01 10.16 326 255 Average<br>3 4824.00 47.03 74.00 -26.97 35.25 32.48 10.55 32.98 1.81 -- -- PEAK | 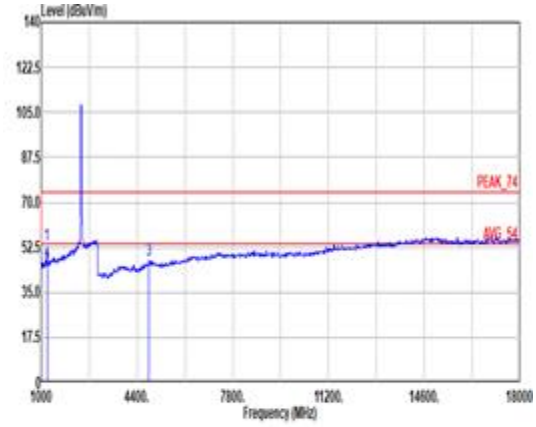 <br>Site : 03CH03-HY<br>Condition: PEAK_74 3m DRH18-E_LE2C05A18EN_230712 VERTICAL<br>Freq Level Limit Line Margin Read Level Ant Factor Cable Loss Preamp Factor Aux Factor APos TPos Remark<br>MHz dBuV/m dBuV/m dB dBuV dB/m dB dB dB cm deg<br>1 1206.00 53.53 74.00 -20.47 45.26 23.64 5.48 31.01 10.16 400 287 Peak<br>2 1206.00 44.29 54.00 -9.71 36.02 23.64 5.48 31.01 10.16 400 287 Average<br>3 4824.00 47.60 74.00 -26.40 35.82 32.48 10.55 32.98 1.81 -- -- PEAK |

| Mode | 15 | |
|---|---|---|
| | Harmonic | |
| | 2400-2483.5_802.11n HT20_CH01_2412MHz | |
| ANT | 1+2 | |
| Pol. | Horizontal | Vertical |
| 10.6G ~18G Avg | 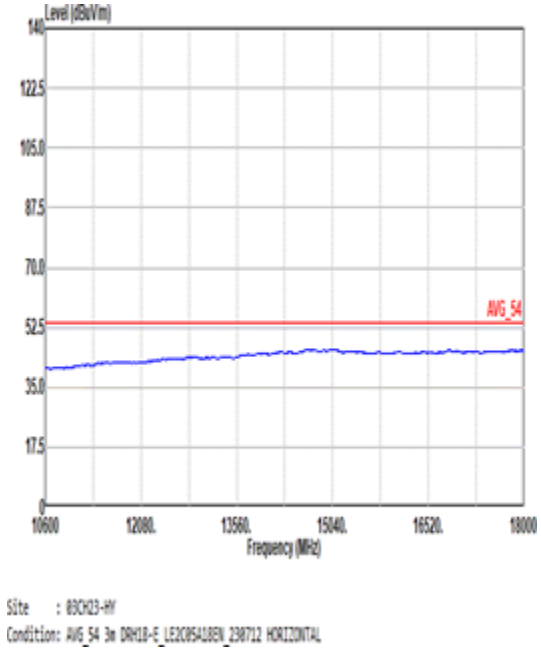  | 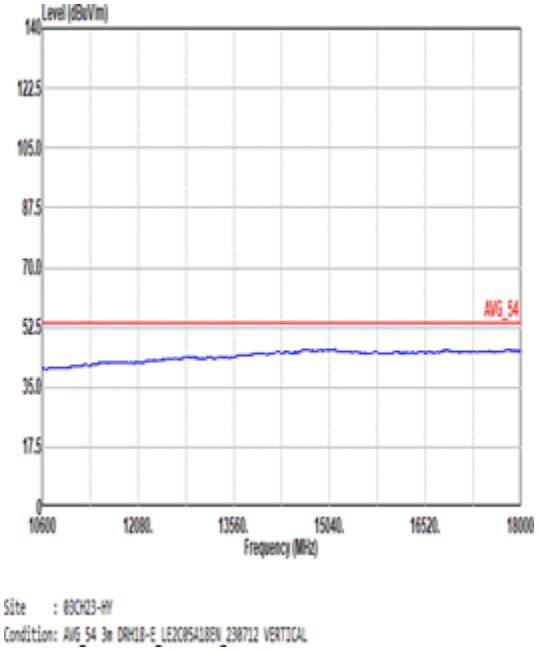  |

| Mode | 16 | |
|---|---|---|
| | Band Edge - L | |
| | 2400-2483.5_802.11n HT20_CH06_2437MHz | |
| ANT | 1+2 | |
| Pol. | Horizontal | Fundamental |
| Peak | 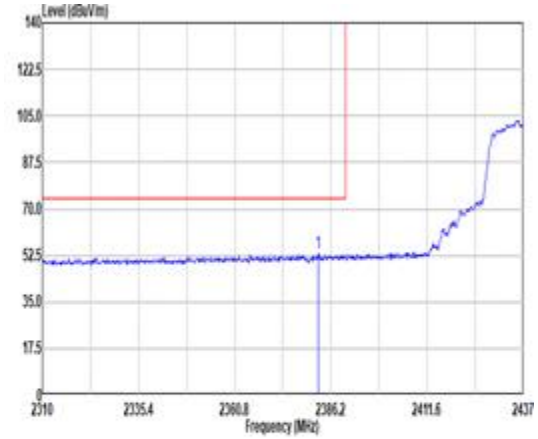 <br>Site : 03CH03-HY<br>Condition: PEAK_BE_74 3m DRH18-E_LE2C05A18EN_230712 HORIZONTAL<br>: RBW:1000.000kHz VBW:3000.000kHz SWT:Auto<br>Freq Level Limit Line Margin Read Level Ant Factor Cable Loss Preamp Factor Aux Factor APos TPos Remark<br>MHz dBuV/m dBuV/m dB dBuV dB/m dB dB dB cm deg<br>1 2382.77 53.22 74.00 -20.78 40.18 27.00 7.33 31.73 18.44 200 184 PEAK | 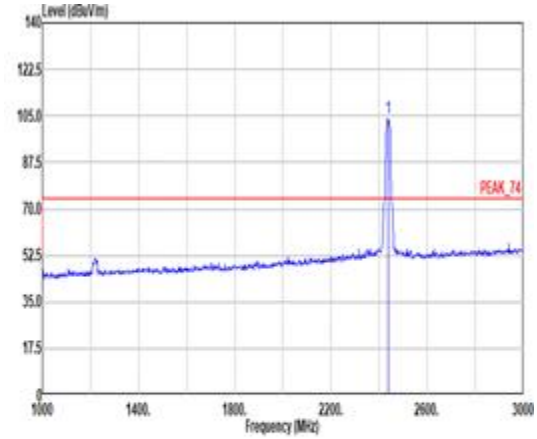 <br>Site : 03CH03-HY<br>Condition: PEAK_74 3m DRH18-E_LE2C05A18EN_230712 HORIZONTAL<br>: RBW:1000.000kHz VBW:3000.000kHz SWT:Auto<br>Freq Level Limit Line Margin Read Level Ant Factor Cable Loss Preamp Factor Aux Factor APos TPos Remark<br>MHz dBuV/m dBuV/m dB dBuV dB/m dB dB dB cm deg<br>1 2437.00 104.14 ------ ------ 91.17 26.86 7.41 31.76 18.46 200 184 PEAK |
| Avg | 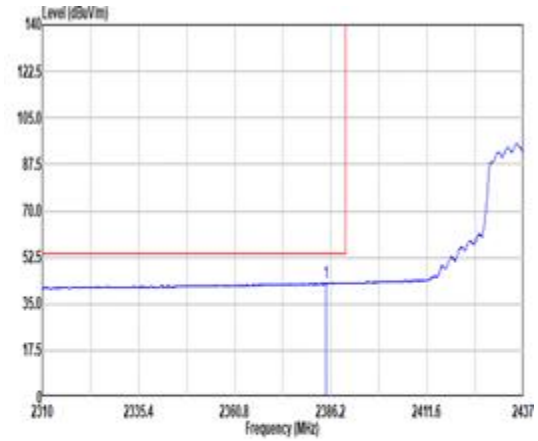 <br>Site : 03CH03-HY<br>Condition: AVG_BE_54 3m DRH18-E_LE2C05A18EN_230712 HORIZONTAL<br>: RBW:1000.000kHz VBW:8.820kHz SWT:Auto<br>Freq Level Limit Line Margin Read Level Ant Factor Cable Loss Preamp Factor Aux Factor APos TPos Remark<br>MHz dBuV/m dBuV/m dB dBuV dB/m dB dB dB cm deg<br>1 2384.93 42.97 54.00 -11.03 29.93 27.00 7.33 31.73 18.44 200 184 AVERAGE | 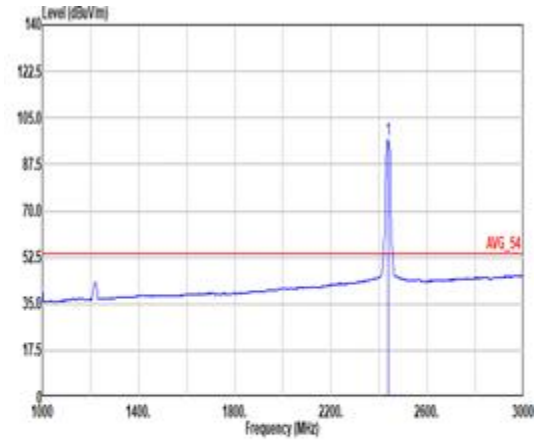 <br>Site : 03CH03-HY<br>Condition: AVG_54 3m DRH18-E_LE2C05A18EN_230712 HORIZONTAL<br>: RBW:1000.000kHz VBW:8.820kHz SWT:Auto<br>Freq Level Limit Line Margin Read Level Ant Factor Cable Loss Preamp Factor Aux Factor APos TPos Remark<br>MHz dBuV/m dBuV/m dB dBuV dB/m dB dB dB cm deg<br>1 2437.00 96.71 ------ ------ 83.72 26.88 7.41 31.76 18.46 200 184 AVERAGE |

| Mode | 16 | |
|---|---|---|
| | Band Edge - R | |
| | 2400-2483.5_802.11n HT20_CH06_2437MHz | |
| ANT | 1+2 | |
| Pol. | Horizontal | Fundamental |
| Peak | 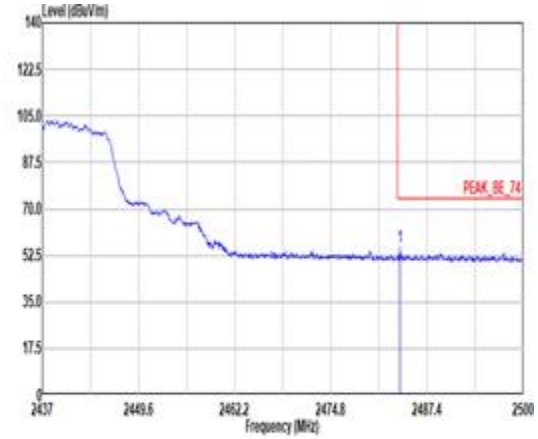 <br>Site : 03CH03-HY<br>Condition: PEAK_BE_74 3m DRH18-E_LE2C05A18EN_230712 HORIZONTAL<br>: RBW:1000.000kHz VBW:3000.000kHz SWT:Auto<br><br>Limit Read Ant Cable Preamp Aux APos TPos<br>Freq Level Line Margin Level Factor Loss Factor Factor Remark<br>MHz dBuV/m dBuV/m dB dBuV dB/m dB dB dB cm deg<br>1 2483.81 55.66 74.00 -18.34 42.66 26.84 7.47 31.79 10.48 200 184 PEAK | Blank |
| Avg | 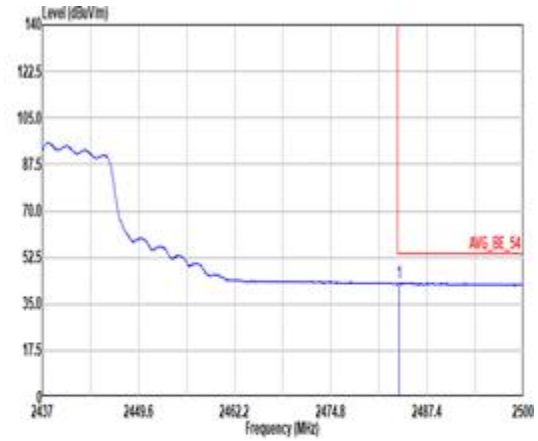 <br>Site : 03CH03-HY<br>Condition: AVG_BE_54 3m DRH18-E_LE2C05A18EN_230712 HORIZONTAL<br>: RBW:1000.000kHz VBW:8.820kHz SWT:Auto<br><br>Limit Read Ant Cable Preamp Aux APos TPos<br>Freq Level Line Margin Level Factor Loss Factor Factor Remark<br>MHz dBuV/m dBuV/m dB dBuV dB/m dB dB dB cm deg<br>1 2483.75 42.84 54.00 -11.16 29.84 26.84 7.47 31.79 10.48 200 184 AVERAGE | Blank |

| Mode | 16 | |
|---|---|---|
| | Band Edge - L | |
| | 2400-2483.5_802.11n HT20_CH06_2437MHz | |
| ANT | 1+2 | |
| Pol. | Vertical | Fundamental |
| Peak | 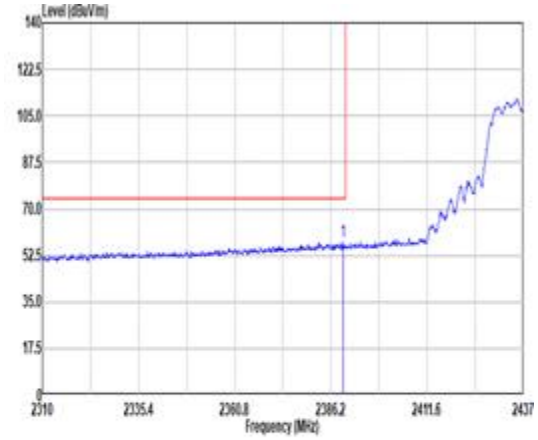 <br>Site : 03CH03-HY<br>Condition: PEAK_BE_74 3m DRH18-E_LE2C05A18EN_230712 VERTICAL<br>: RBW:1000.000kHz VBW:3000.000kHz SWT:Auto<br>Freq Level Limit Line Margin Read Level Ant Factor Cable Loss Preamp Factor Aux Factor APos TPos Remark<br>MHz dBuV/m dBuV/m dB dBuV dB/m dB dB dB cm deg<br>1 2389.50 57.85 74.00 -16.15 44.80 27.00 7.34 31.73 18.44 100 341 PEAK | 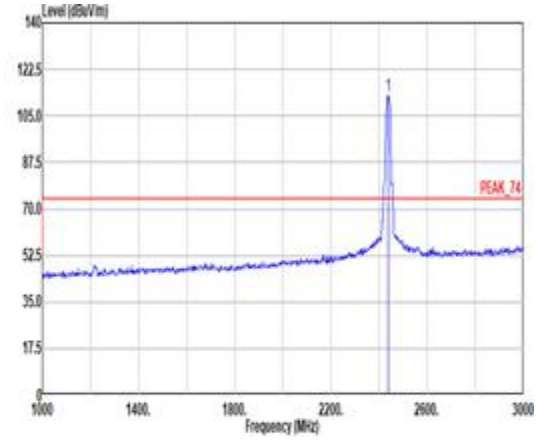 <br>Site : 03CH03-HY<br>Condition: PEAK_74 3m DRH18-E_LE2C05A18EN_230712 VERTICAL<br>: RBW:1000.000kHz VBW:3000.000kHz SWT:Auto<br>Freq Level Limit Line Margin Read Level Ant Factor Cable Loss Preamp Factor Aux Factor APos TPos Remark<br>MHz dBuV/m dBuV/m dB dBuV dB/m dB dB dB cm deg<br>1 2437.00 112.44 ------ ------ 99.45 26.88 7.41 31.76 18.46 100 341 PEAK |
| Avg | 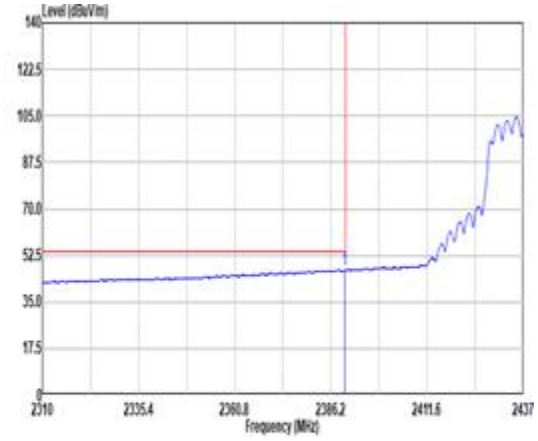 <br>Site : 03CH03-HY<br>Condition: AVG_BE_54 3m DRH18-E_LE2C05A18EN_230712 VERTICAL<br>: RBW:1000.000kHz VBW:8.820kHz SWT:Auto<br>Freq Level Limit Line Margin Read Level Ant Factor Cable Loss Preamp Factor Aux Factor APos TPos Remark<br>MHz dBuV/m dBuV/m dB dBuV dB/m dB dB dB cm deg<br>1 2389.80 46.96 54.00 -7.04 33.91 27.00 7.34 31.73 18.44 100 341 AVERAGE | 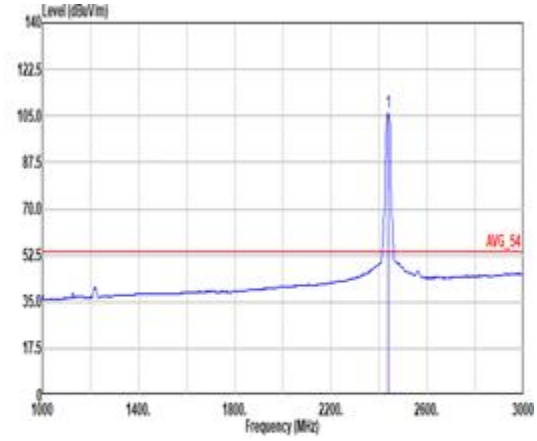 <br>Site : 03CH03-HY<br>Condition: AVG_54 3m DRH18-E_LE2C05A18EN_230712 VERTICAL<br>: RBW:1000.000kHz VBW:8.820kHz SWT:Auto<br>Freq Level Limit Line Margin Read Level Ant Factor Cable Loss Preamp Factor Aux Factor APos TPos Remark<br>MHz dBuV/m dBuV/m dB dBuV dB/m dB dB dB cm deg<br>1 2437.00 106.82 ------ ------ 93.83 26.88 7.41 31.76 18.46 100 341 AVERAGE |

| Mode | 16 | |
|---|---|---|
| | Band Edge - R | |
| | 2400-2483.5_802.11n HT20_CH06_2437MHz | |
| ANT | 1+2 | |
| Pol. | Vertical | Fundamental |
| Peak | 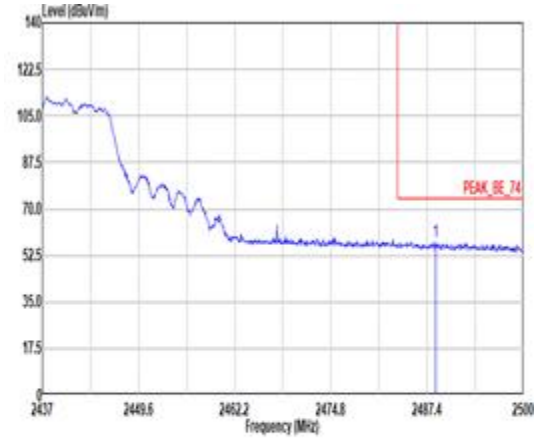 <br>Site : 03CH03-HY<br>Condition: PEAK_BE_74 3m DRH18-E_LE2C05A18EN_230712 VERTICAL<br>: RBW:1000.000kHz VBW:3000.000kHz SWT:Auto<br><br>Limit Read Ant Cable Preamp Aux APos TPos<br>Freq Level Line Margin Level Factor Loss Factor Factor Remark<br>MHz dBuV/m dBuV/m dB dBuV dB/m dB dB dB cm deg<br>1 2488.53 57.43 74.00 -16.57 44.37 26.89 7.48 31.79 10.48 100 341 PEAK | Blank |
| Avg | 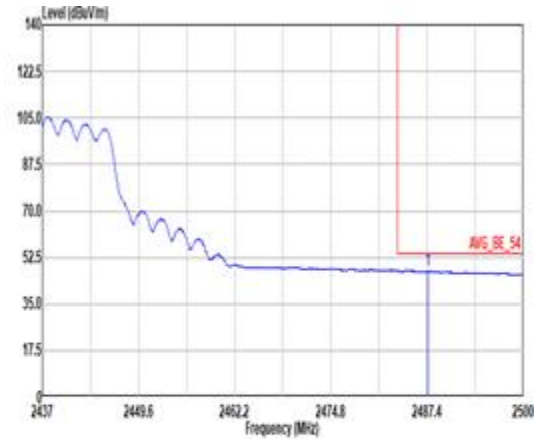 <br>Site : 03CH03-HY<br>Condition: AVG_BE_54 3m DRH18-E_LE2C05A18EN_230712 VERTICAL<br>: RBW:1000.000kHz VBW:8.820kHz SWT:Auto<br><br>Limit Read Ant Cable Preamp Aux APos TPos<br>Freq Level Line Margin Level Factor Loss Factor Factor Remark<br>MHz dBuV/m dBuV/m dB dBuV dB/m dB dB dB cm deg<br>1 2487.53 47.75 54.00 -6.25 34.70 26.88 7.48 31.79 10.48 100 341 AVERAGE | Blank |

| | | |
|---|---|---|
| Mode | 16 | |
| | Harmonic | |
| | 2400-2483.5_802.11n HT20_CH06_2437MHz | |
| ANT | 1+2 | |
| Pol. | Horizontal | Vertical |
| Peak<br>Avg | 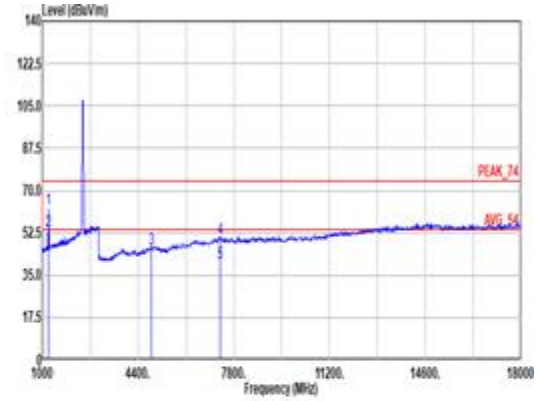 <br><br>Site : 03CH23-HY<br>Condition: PEAK_74 3m DRHG18-E_LE2C05A18EN_230712 HORIZONTAL<br>Freq Level Limit Line Margin Read Level Ant Factor Cable Loss Preamp Factor Aux Factor APos TPos Remark<br>MHz dBuV/m dBuV/m dB dBuV dB/m dB dB dB cm deg<br>1 1220.00 62.28 74.00 -11.72 54.03 23.60 5.50 31.01 10.16 310 262 Peak<br>2 1220.00 53.45 54.00 -0.55 45.20 23.60 5.50 31.01 10.16 310 262 Average<br>3 4874.00 45.83 74.00 -28.17 33.90 32.60 10.52 32.98 1.79 -- -- PEAK<br>4 7311.00 50.06 74.00 -23.94 33.76 37.20 12.62 35.54 2.02 -- -- PEAK<br>5 7311.00 40.39 54.00 -13.61 24.09 37.20 12.62 35.54 2.02 -- -- AVERAGE | 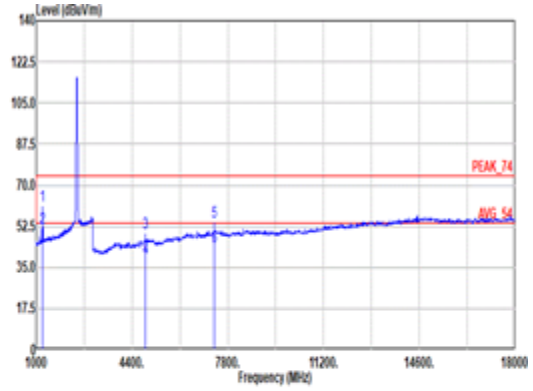 <br><br>Site : 03CH23-HY<br>Condition: PEAK_74 3m DRHG18-E_LE2C05A18EN_230712 VERTICAL<br>Freq Level Limit Line Margin Read Level Ant Factor Cable Loss Preamp Factor Aux Factor APos TPos Remark<br>MHz dBuV/m dBuV/m dB dBuV dB/m dB dB dB cm deg<br>1 1220.00 61.15 74.00 -12.85 52.90 23.60 5.50 31.01 10.16 400 289 Peak<br>2 1220.00 52.01 54.00 -1.99 43.76 23.60 5.50 31.01 10.16 400 289 Average<br>3 4874.00 49.87 74.00 -24.13 37.94 32.60 10.52 32.98 1.79 199 319 PEAK<br>4 4874.00 39.21 54.00 -14.79 27.28 32.60 10.52 32.98 1.79 199 319 AVERAGE<br>5 7311.00 54.31 74.00 -19.69 38.01 37.20 12.62 35.54 2.02 206 305 PEAK<br>6 7311.00 43.93 54.00 -10.07 27.63 37.20 12.62 35.54 2.02 206 305 AVERAGE |

| Mode | 16 | |
|---|---|---|
| | Harmonic | |
| | 2400-2483.5_802.11n HT20_CH06_2437MHz | |
| ANT | 1+2 | |
| Pol. | Horizontal | Vertical |
| 10.6G ~18G Avg | 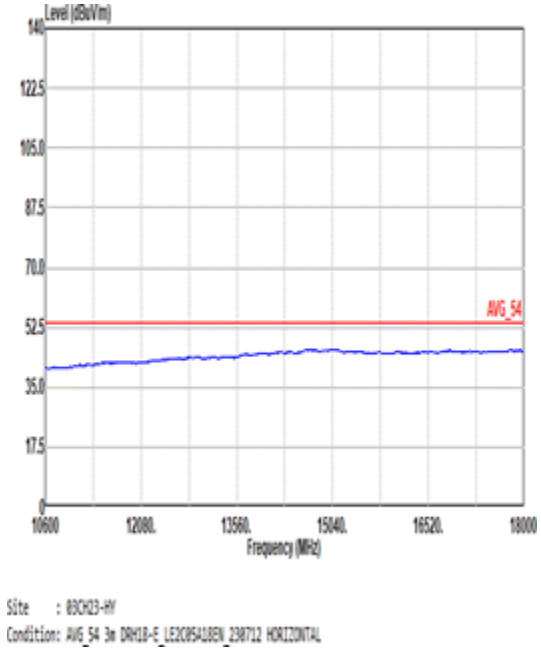  | 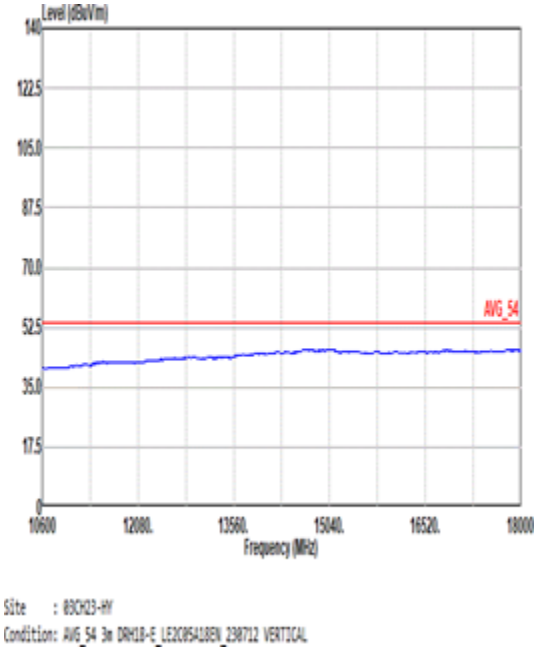  |

| Mode | 17 | |
|---|---|---|
| | Band Edge | |
| | 2400-2483.5_802.11n HT20_CH11_2462MHz | |
| ANT | 1+2 | |
| Pol. | Horizontal | Fundamental |
| Peak | 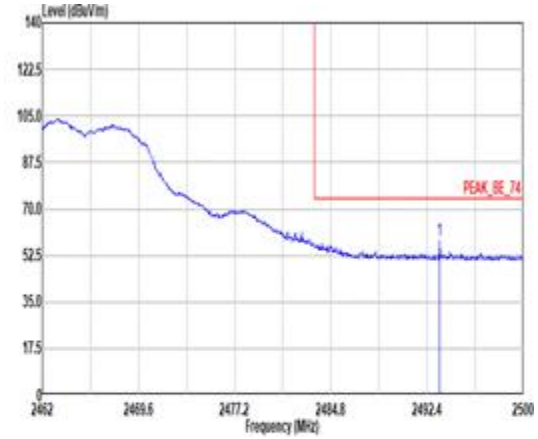 <br>Site : 03CH03-HY<br>Condition: PEAK_BE_74 3m DRH18-E_LE2C05A18EN_230712 HORIZONTAL<br>: RBW:1000.000kHz VBW:3000.000kHz SWT:Auto<br>Freq Level Limit Line Margin Read Level Ant Factor Cable Loss Preamp Factor Aux Factor APos TPos Remark<br>MHz dBuV/m dBuV/m dB dBuV dB/m dB dB dB cm deg<br>1 2483.39 58.08 74.00 -15.92 45.01 26.90 7.49 31.80 10.48 100 181 PEAK | 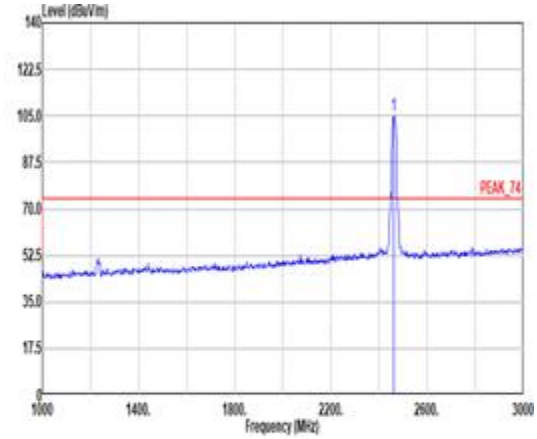 <br>Site : 03CH03-HY<br>Condition: PEAK_74 3m DRH18-E_LE2C05A18EN_230712 HORIZONTAL<br>: RBW:1000.000kHz VBW:3000.000kHz SWT:Auto<br>Freq Level Limit Line Margin Read Level Ant Factor Cable Loss Preamp Factor Aux Factor APos TPos Remark<br>MHz dBuV/m dBuV/m dB dBuV dB/m dB dB dB cm deg<br>1 2462.00 104.98 ------ ------ 92.04 26.80 7.45 31.78 10.47 100 181 PEAK |
| Avg | 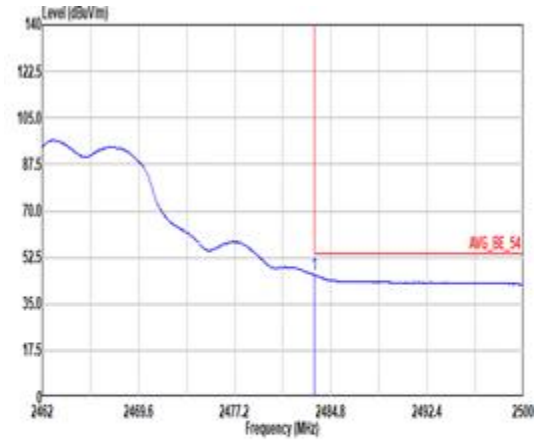 <br>Site : 03CH03-HY<br>Condition: AVG_BE_54 3m DRH18-E_LE2C05A18EN_230712 HORIZONTAL<br>: RBW:1000.000kHz VBW:8.820kHz SWT:Auto<br>Freq Level Limit Line Margin Read Level Ant Factor Cable Loss Preamp Factor Aux Factor APos TPos Remark<br>MHz dBuV/m dBuV/m dB dBuV dB/m dB dB dB cm deg<br>1 2483.51 45.80 54.00 -8.20 32.80 26.84 7.47 31.79 10.48 100 181 AVERAGE | 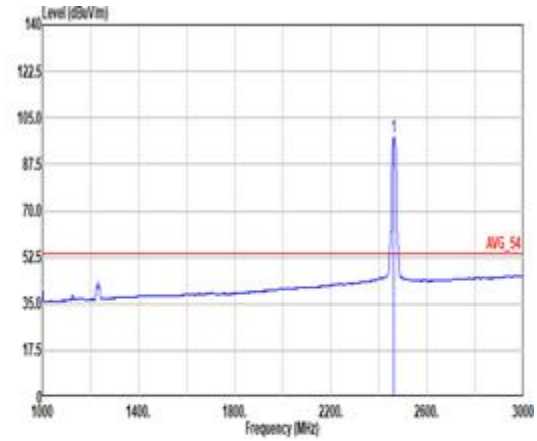 <br>Site : 03CH03-HY<br>Condition: AVG_54 3m DRH18-E_LE2C05A18EN_230712 HORIZONTAL<br>: RBW:1000.000kHz VBW:8.820kHz SWT:Auto<br>Freq Level Limit Line Margin Read Level Ant Factor Cable Loss Preamp Factor Aux Factor APos TPos Remark<br>MHz dBuV/m dBuV/m dB dBuV dB/m dB dB dB cm deg<br>1 2462.00 97.83 ------ ------ 84.90 26.80 7.44 31.78 10.47 100 181 AVERAGE |

| Mode | 17 | |
|---|---|---|
| | Band Edge | |
| | 2400-2483.5_802.11n HT20_CH11_2462MHz | |
| ANT | 1+2 | |
| Pol. | Vertical | Fundamental |
| Peak | 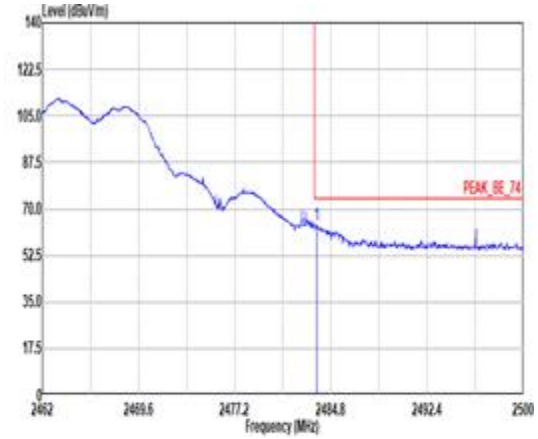 <br>Site : 03CH23-HY<br>Condition: PEAK_BE_74 3m DRH18-E_LE2C05A18EN_230712 VERTICAL<br>: RBW:1000.000kHz VBW:3000.000kHz SWT:Auto<br>Freq Level Limit Line Margin Read Level Ant Factor Cable Loss Preamp Factor Aux Factor APos TPos Remark<br>MHz dBuV/m dBuV/m dB dBuV dB/m dB dB dB cm deg<br>1 2483.70 64.15 74.00 -9.85 51.15 26.84 7.47 31.79 10.48 100 340 PEAK | 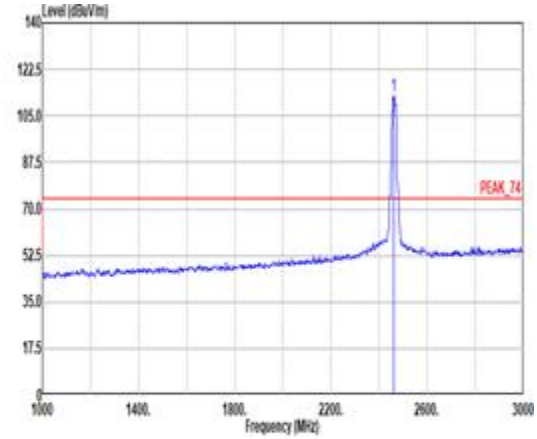 <br>Site : 03CH23-HY<br>Condition: PEAK_74 3m DRH18-E_LE2C05A18EN_230712 VERTICAL<br>: RBW:1000.000kHz VBW:3000.000kHz SWT:Auto<br>Freq Level Limit Line Margin Read Level Ant Factor Cable Loss Preamp Factor Aux Factor APos TPos Remark<br>MHz dBuV/m dBuV/m dB dBuV dB/m dB dB dB cm deg<br>1 2462.00 112.62 ------ ------ 99.68 26.80 7.45 31.78 10.47 100 340 PEAK |
| Avg | 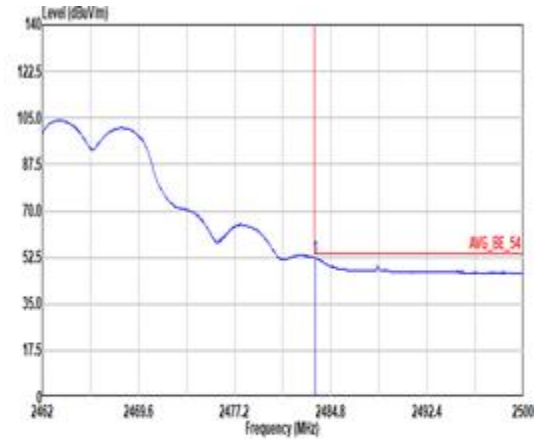 <br>Site : 03CH23-HY<br>Condition: AVG_BE_54 3m DRH18-E_LE2C05A18EN_230712 VERTICAL<br>: RBW:1000.000kHz VBW:8.820kHz SWT:Auto<br>Freq Level Limit Line Margin Read Level Ant Factor Cable Loss Preamp Factor Aux Factor APos TPos Remark<br>MHz dBuV/m dBuV/m dB dBuV dB/m dB dB dB cm deg<br>1 2483.55 52.41 54.00 -1.59 39.41 26.84 7.47 31.79 10.48 100 340 AVERAGE | 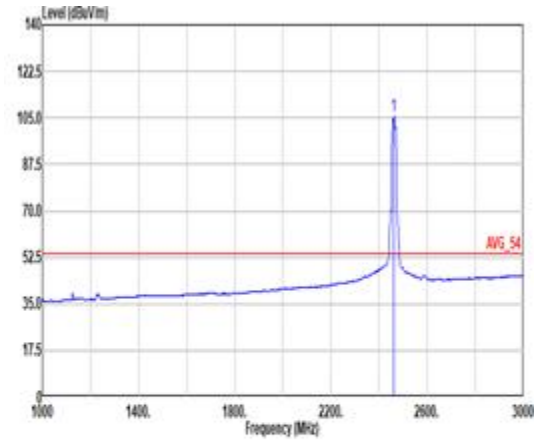 <br>Site : 03CH23-HY<br>Condition: AVG_54 3m DRH18-E_LE2C05A18EN_230712 VERTICAL<br>: RBW:1000.000kHz VBW:8.820kHz SWT:Auto<br>Freq Level Limit Line Margin Read Level Ant Factor Cable Loss Preamp Factor Aux Factor APos TPos Remark<br>MHz dBuV/m dBuV/m dB dBuV dB/m dB dB dB cm deg<br>1 2462.00 105.40 ------ ------ 92.46 26.80 7.45 31.78 10.47 100 340 AVERAGE |

| | | |
|---|---|---|
| Mode | 17 | |
| | Harmonic | |
| | 2400-2483.5_802.11n HT20_CH11_2462MHz | |
| ANT | 1+2 | |
| Pol. | Horizontal | Vertical |
| Peak<br>Avg | 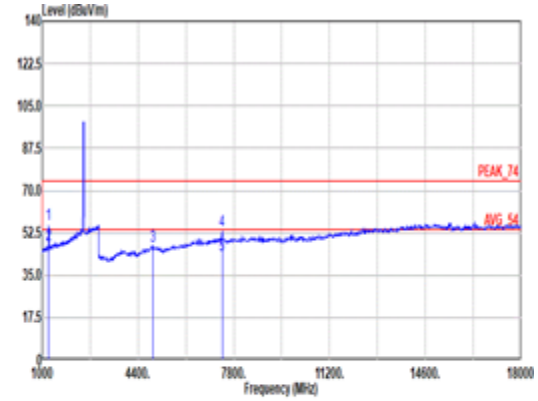 <br><br>Site : 03CH23-HY<br>Condition: PEAK_74 3m DRHG18-E_LE2C05A18EN_230712 HORIZONTAL<br>Freq Level Limit Line Margin Read Level Ant Factor Cable Loss Preamp Factor Aux Factor APos TPos Remark<br>MHz dBuV/m dBuV/m dB dBuV dB/m dB dB dB cm deg<br>1 1231.00 56.08 74.00 -17.92 47.82 23.60 5.50 31.01 10.17 313 294 Peak<br>2 1231.00 47.47 54.00 -6.53 39.21 23.60 5.50 31.01 10.17 313 294 Average<br>3 4924.00 46.85 74.00 -27.15 34.81 32.75 10.50 32.98 1.77 -- -- PEAK<br>4 7386.00 53.44 74.00 -20.56 37.11 37.13 12.81 35.60 1.99 306 274 PEAK<br>5 7386.00 43.56 54.00 -10.44 27.23 37.13 12.81 35.60 1.99 306 274 AVERAGE | 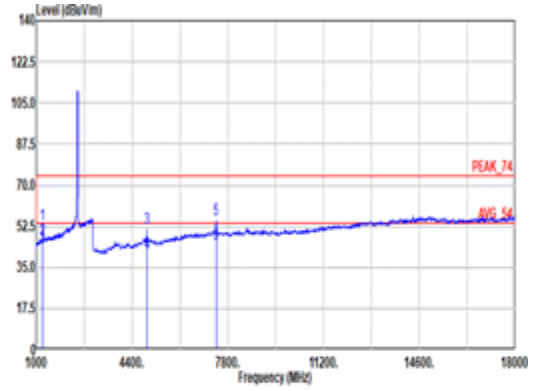 <br><br>Site : 03CH23-HY<br>Condition: PEAK_74 3m DRHG18-E_LE2C05A18EN_230712 VERTICAL<br>Freq Level Limit Line Margin Read Level Ant Factor Cable Loss Preamp Factor Aux Factor APos TPos Remark<br>MHz dBuV/m dBuV/m dB dBuV dB/m dB dB dB cm deg<br>1 1231.00 53.41 74.00 -20.59 45.15 23.60 5.50 31.01 10.17 400 267 Peak<br>2 1231.00 47.18 54.00 -6.82 38.92 23.60 5.50 31.01 10.17 400 267 Average<br>3 4924.00 51.82 74.00 -22.18 39.78 32.75 10.50 32.98 1.77 400 326 PEAK<br>4 4924.00 41.46 54.00 -12.54 29.42 32.75 10.50 32.98 1.77 400 326 AVERAGE<br>5 7386.00 55.26 74.00 -18.74 38.93 37.13 12.81 35.60 1.99 101 302 PEAK<br>6 7386.00 45.00 54.00 -9.00 28.67 37.13 12.81 35.60 1.99 101 302 AVERAGE |

| Mode | 17 | |
|---|---|---|
| | Harmonic | |
| | 2400-2483.5_802.11n HT20_CH11_2462MHz | |
| ANT | 1+2 | |
| Pol. | Horizontal | Vertical |
| 10.6G ~18G Avg | 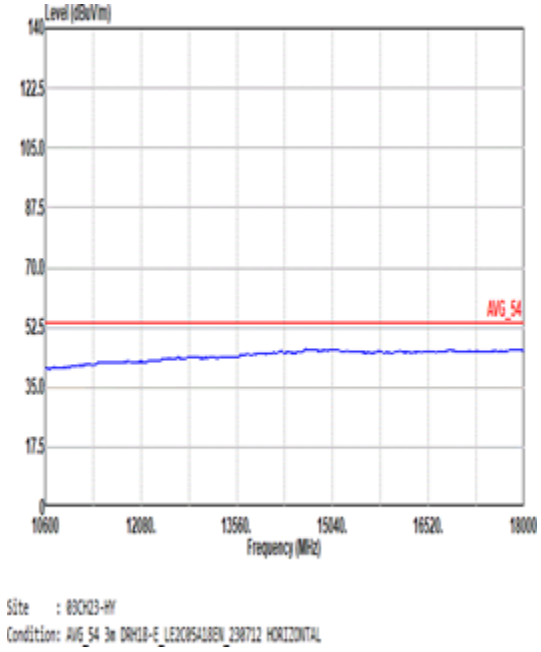  | 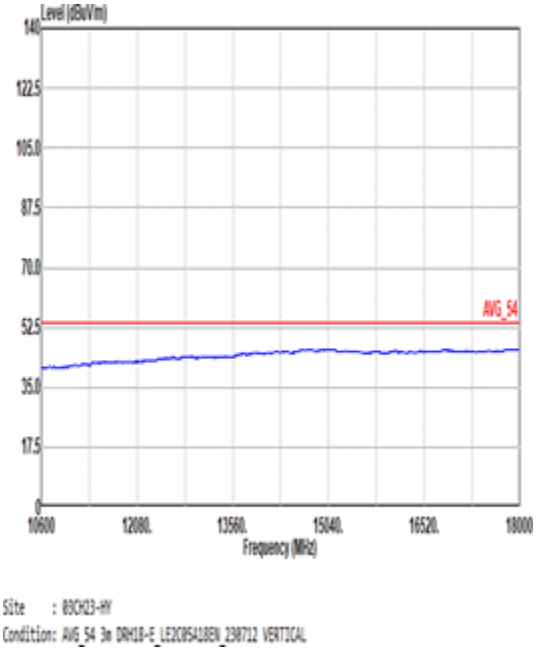  |

| Mode | 18 | |
|---|---|---|
| | Band Edge - L | |
| | 2400-2483.5_802.11n HT40_CH03_2422MHz | |
| ANT | 1+2 | |
| Pol. | Horizontal | Fundamental |
| Peak | 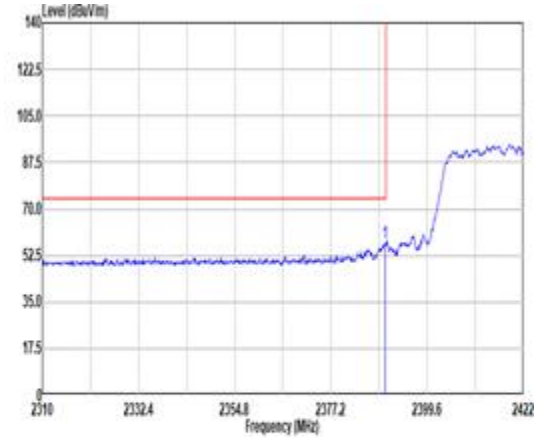 <br>Site : 03CH03-HY<br>Condition: PEAK_BE_74 3m DRH18-E_LE2C05A18EN_230712 HORIZONTAL<br>: RBW:1000.000kHz VBW:3000.000kHz SWT:Auto<br>Freq Level Limit Line Margin Read Level Ant Factor Cable Loss Preamp Factor Aux Factor APos TPos Remark<br>MHz dBuV/m dBuV/m dB dBuV dB/m dB dB dB cm deg<br>1 2389.86 57.23 74.00 -16.77 44.18 27.00 7.34 31.73 10.44 100 243 PEAK | 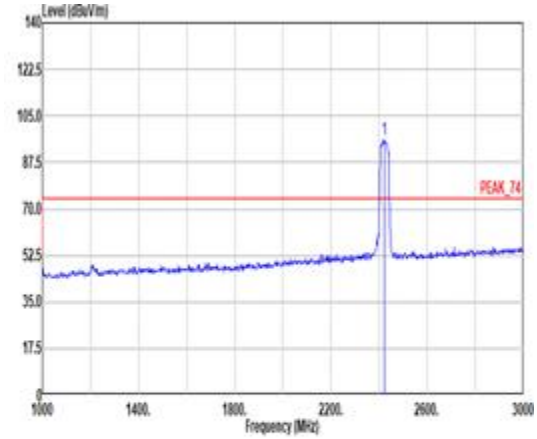 <br>Site : 03CH03-HY<br>Condition: PEAK_74 3m DRH18-E_LE2C05A18EN_230712 HORIZONTAL<br>: RBW:1000.000kHz VBW:3000.000kHz SWT:Auto<br>Freq Level Limit Line Margin Read Level Ant Factor Cable Loss Preamp Factor Aux Factor APos TPos Remark<br>MHz dBuV/m dBuV/m dB dBuV dB/m dB dB dB cm deg<br>1 2422.00 95.98 ------ ------ 83.02 26.00 7.38 31.75 10.45 100 243 PEAK |
| Avg | 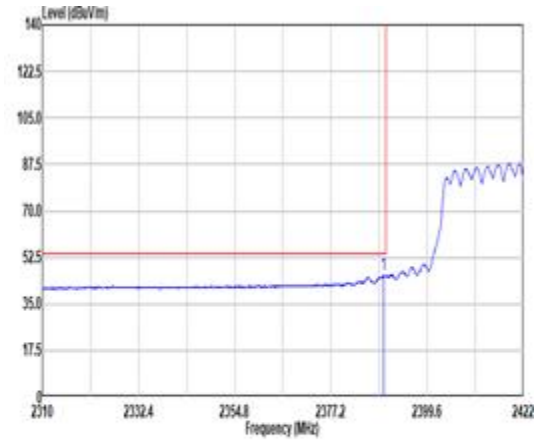 <br>Site : 03CH03-HY<br>Condition: AVG_BE_54 3m DRH18-E_LE2C05A18EN_230712 HORIZONTAL<br>: RBW:1000.000kHz VBW:1.600kHz SWT:Auto<br>Freq Level Limit Line Margin Read Level Ant Factor Cable Loss Preamp Factor Aux Factor APos TPos Remark<br>MHz dBuV/m dBuV/m dB dBuV dB/m dB dB dB cm deg<br>1 2389.52 45.74 54.00 -8.26 32.69 27.00 7.34 31.73 10.44 100 243 AVERAGE | 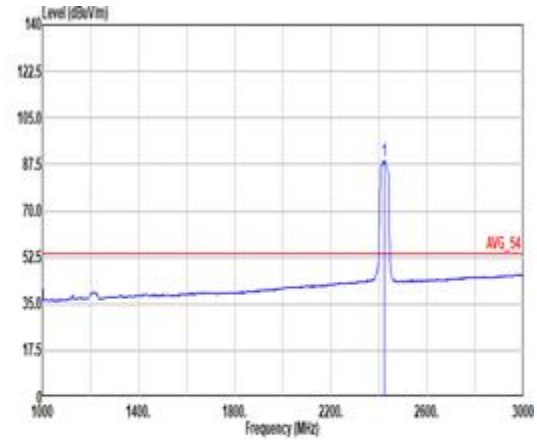 <br>Site : 03CH03-HY<br>Condition: AVG_54 3m DRH18-E_LE2C05A18EN_230712 HORIZONTAL<br>: RBW:1000.000kHz VBW:1.600kHz SWT:Auto<br>Freq Level Limit Line Margin Read Level Ant Factor Cable Loss Preamp Factor Aux Factor APos TPos Remark<br>MHz dBuV/m dBuV/m dB dBuV dB/m dB dB dB cm deg<br>1 2422.00 88.81 ------ ------ 75.92 26.00 7.39 31.75 10.45 100 243 AVERAGE |

| Mode | 18 | |
|---|---|---|
| | Band Edge - R | |
| | 2400-2483.5_802.11n HT40_CH03_2422MHz | |
| ANT | 1+2 | |
| Pol. | Horizontal | Fundamental |
| Peak | 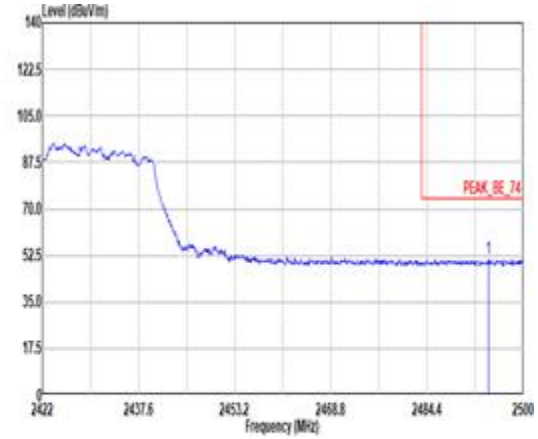 <br>Site : 03CH23-HY<br>Condition: PEAK_BE_74 3m DRH18-E_LE2CB5A18EN_230712 HORIZONTAL<br>: RBW:1000.000kHz VBW:3000.000kHz SWT:Auto<br><br>Limit Read Ant Cable Preamp Aux APos TPos<br>Freq Level Line Margin Level Factor Loss Factor Factor Remark<br>MHz dBuV/m dBuV/m dB dBuV dB/m dB dB dB cm deg<br>1 2484.38 51.17 74.00 -22.83 38.10 26.90 7.49 31.80 10.48 100 243 PEAK | Blank |
| Avg | 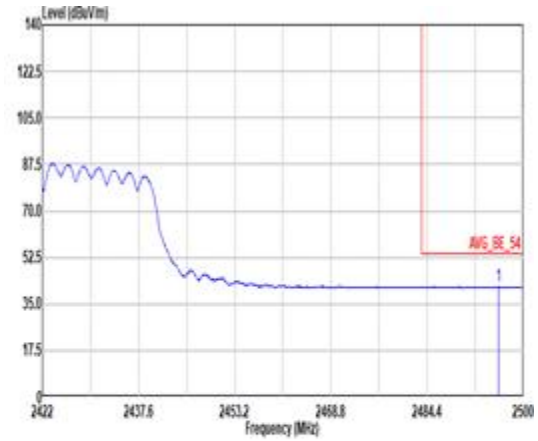 <br>Site : 03CH23-HY<br>Condition: AVG_BE_54 3m DRH18-E_LE2CB5A18EN_230712 HORIZONTAL<br>: RBW:1000.000kHz VBW:1.000kHz SWT:Auto<br><br>Limit Read Ant Cable Preamp Aux APos TPos<br>Freq Level Line Margin Level Factor Loss Factor Factor Remark<br>MHz dBuV/m dBuV/m dB dBuV dB/m dB dB dB cm deg<br>1 2485.94 41.57 54.00 -12.43 28.50 26.90 7.49 31.80 10.48 100 243 AVERAGE | Blank |

| Mode | 18 | |
|---|---|---|
| | Band Edge - L | |
| | 2400-2483.5_802.11n HT40_CH03_2422MHz | |
| ANT | 1+2 | |
| Pol. | Vertical | Fundamental |
| Peak | 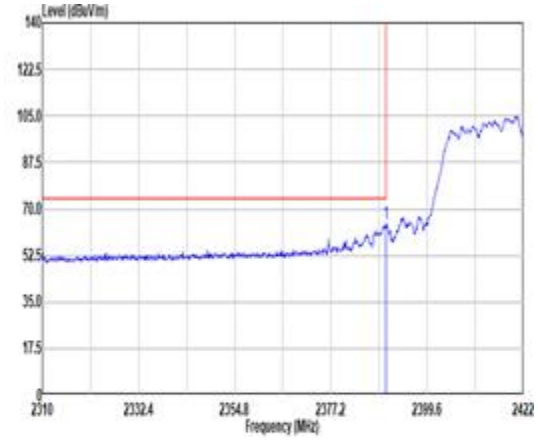 <br>Site : 03CH03-HY<br>Condition: PEAK_BE_74 3m DRH18-E_LE2C05A18EN_230712 VERTICAL<br>: RBW:1000.000kHz VBW:3000.000kHz SWT:Auto<br>Freq Level Limit Line Margin Read Level Ant Factor Cable Loss Preamp Factor Aux Factor APos TPos Remark<br>MHz dBuV/m dBuV/m dB dBuV dB/m dB dB dB cm deg<br>1 2389.97 64.19 74.00 -9.81 51.14 27.00 7.34 31.73 10.44 135 337 PEAK | 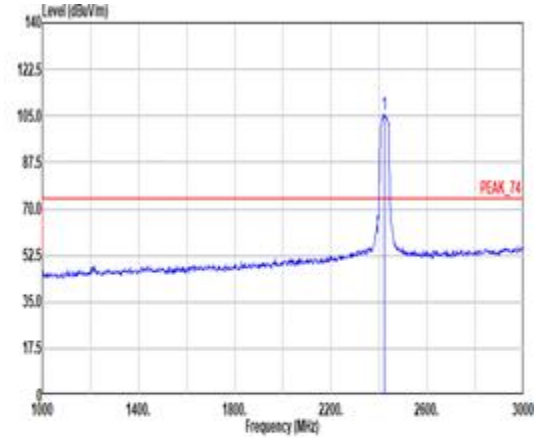 <br>Site : 03CH03-HY<br>Condition: PEAK_74 3m DRH18-E_LE2C05A18EN_230712 VERTICAL<br>: RBW:1000.000kHz VBW:3000.000kHz SWT:Auto<br>Freq Level Limit Line Margin Read Level Ant Factor Cable Loss Preamp Factor Aux Factor APos TPos Remark<br>MHz dBuV/m dBuV/m dB dBuV dB/m dB dB dB cm deg<br>1 2422.00 105.89 ------ ------ 92.97 26.84 7.38 31.75 10.45 135 337 PEAK |
| Avg | 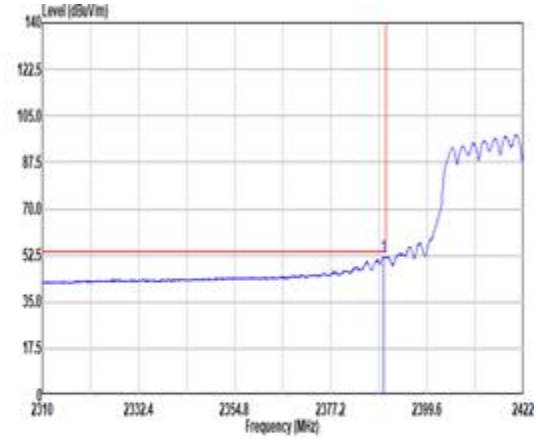 <br>Site : 03CH03-HY<br>Condition: AVG_BE_54 3m DRH18-E_LE2C05A18EN_230712 VERTICAL<br>: RBW:1000.000kHz VBW:1.000kHz SWT:Auto<br>Freq Level Limit Line Margin Read Level Ant Factor Cable Loss Preamp Factor Aux Factor APos TPos Remark<br>MHz dBuV/m dBuV/m dB dBuV dB/m dB dB dB cm deg<br>1 2389.41 52.04 54.00 -1.96 38.99 27.00 7.34 31.73 10.44 135 337 AVERAGE | 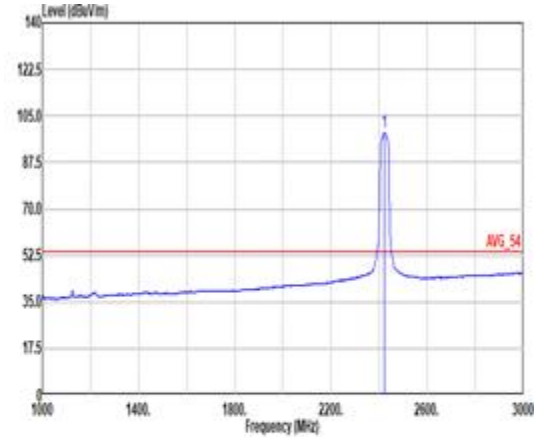 <br>Site : 03CH03-HY<br>Condition: AVG_54 3m DRH18-E_LE2C05A18EN_230712 VERTICAL<br>: RBW:1000.000kHz VBW:1.000kHz SWT:Auto<br>Freq Level Limit Line Margin Read Level Ant Factor Cable Loss Preamp Factor Aux Factor APos TPos Remark<br>MHz dBuV/m dBuV/m dB dBuV dB/m dB dB dB cm deg<br>1 2422.00 98.71 ------ ------ 85.82 26.80 7.39 31.75 10.45 135 337 AVERAGE |

| Mode | 18 | |
|---|---|---|
| | Band Edge - R | |
| | 2400-2483.5_802.11n HT40_CH03_2422MHz | |
| ANT | 1+2 | |
| Pol. | Vertical | Fundamental |
| Peak | 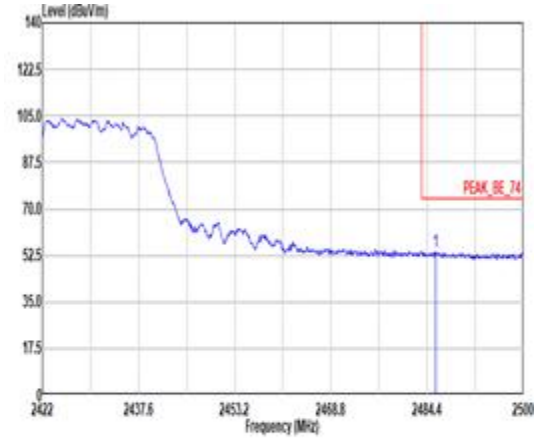 <br>Site : 03CH23-HY<br>Condition: PEAK_BE_74 3m DRH18-E_LE2CB5A18EN_230712 VERTICAL<br>: RBW:1000.000kHz VBW:3000.000kHz SWT:Auto<br><br>Limit Read Ant Cable Preamp Aux APos TPos<br>Freq Level Line Margin Level Factor Loss Factor Factor Remark<br>MHz dBuV/m dBuV/m dB dBuV dB/m dB dB dB cm deg<br>1 2485.73 53.66 74.00 -20.34 48.63 26.86 7.48 31.79 18.48 135 337 PEAK | Blank |
| Avg | 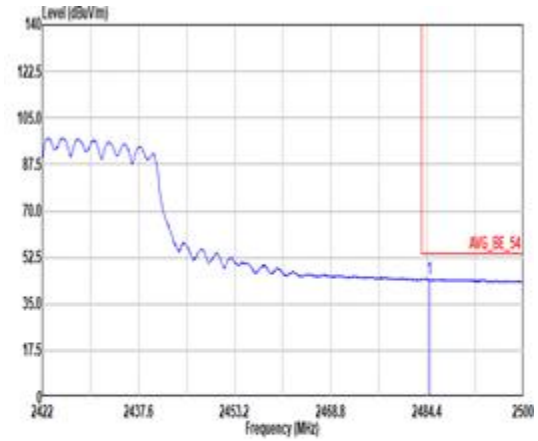 <br>Site : 03CH23-HY<br>Condition: AVG_BE_54 3m DRH18-E_LE2CB5A18EN_230712 VERTICAL<br>: RBW:1000.000kHz VBW:1.000kHz SWT:Auto<br><br>Limit Read Ant Cable Preamp Aux APos TPos<br>Freq Level Line Margin Level Factor Loss Factor Factor Remark<br>MHz dBuV/m dBuV/m dB dBuV dB/m dB dB dB cm deg<br>1 2484.71 44.37 54.00 -9.63 31.36 26.85 7.47 31.79 18.48 135 337 AVERAGE | Blank |

| | | |
|---|---|---|
| Mode | 18 | |
| | Harmonic | |
| | 2400-2483.5_802.11n HT40_CH03_2422MHz | |
| ANT | 1+2 | |
| Pol. | Horizontal | Vertical |
| Peak<br>Avg | 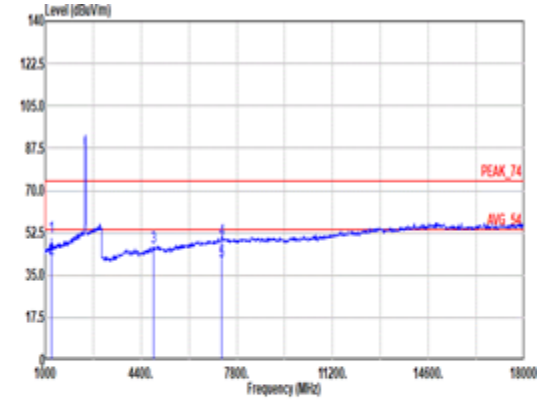 <br><br>Site : 03CH23-HY<br>Condition: PEAK_74 3m DRHG8-E_LE2C05A18EN_230712 HORIZONTAL<br>Freq Level Limit Line Margin Read Level Ant Factor Cable Loss Preamp Factor Aux Factor APos TPos Remark<br>MHz dBuV/m dBuV/m dB dBuV dB/m dB dB dB cm deg<br>1 1211.00 50.78 74.00 -23.22 42.54 23.60 5.49 31.01 10.16 190 282 Peak<br>2 1211.00 41.87 54.00 -12.13 33.63 23.60 5.49 31.01 10.16 190 282 Average<br>3 4844.00 46.56 74.00 -27.44 34.72 32.48 10.54 32.98 1.80 -- -- PEAK<br>4 7266.00 49.47 74.00 -24.53 33.23 37.20 12.51 35.50 2.03 150 96 PEAK<br>5 7266.00 40.46 54.00 -13.54 24.22 37.20 12.51 35.50 2.03 150 96 AVERAGE | 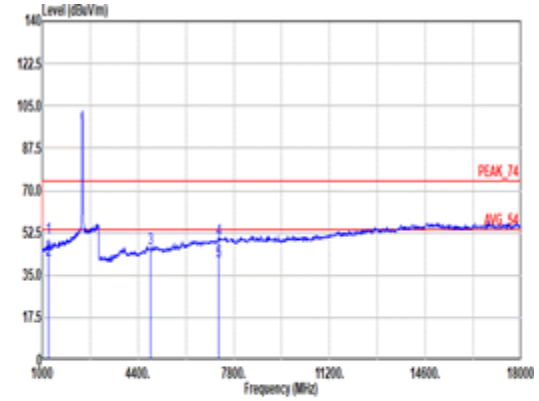 <br><br>Site : 03CH23-HY<br>Condition: PEAK_74 3m DRHG8-E_LE2C05A18EN_230712 VERTICAL<br>Freq Level Limit Line Margin Read Level Ant Factor Cable Loss Preamp Factor Aux Factor APos TPos Remark<br>MHz dBuV/m dBuV/m dB dBuV dB/m dB dB dB cm deg<br>1 1211.00 50.34 74.00 -23.66 42.10 23.60 5.49 31.01 10.16 195 308 Peak<br>2 1211.00 41.27 54.00 -12.73 33.03 23.60 5.49 31.01 10.16 195 308 Average<br>3 4844.00 45.77 74.00 -28.23 33.93 32.48 10.54 32.98 1.80 -- -- PEAK<br>4 7266.00 49.59 74.00 -24.41 33.35 37.20 12.51 35.50 2.03 -- -- PEAK<br>5 7266.00 40.90 54.00 -13.10 24.66 37.20 12.51 35.50 2.03 -- -- AVERAGE |

| Mode | 18 | |
|---|---|---|
| | Harmonic | |
| | 2400-2483.5_802.11n HT40_CH03_2422MHz | |
| ANT | 1+2 | |
| Pol. | Horizontal | Vertical |
| 10.6G ~18G Avg | 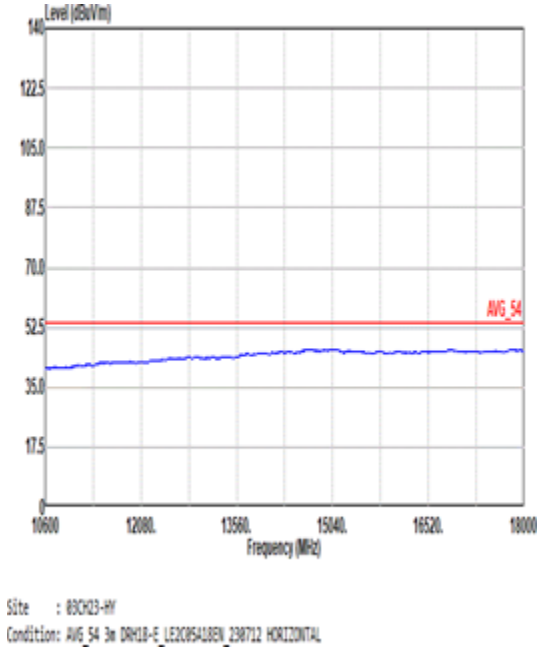  | 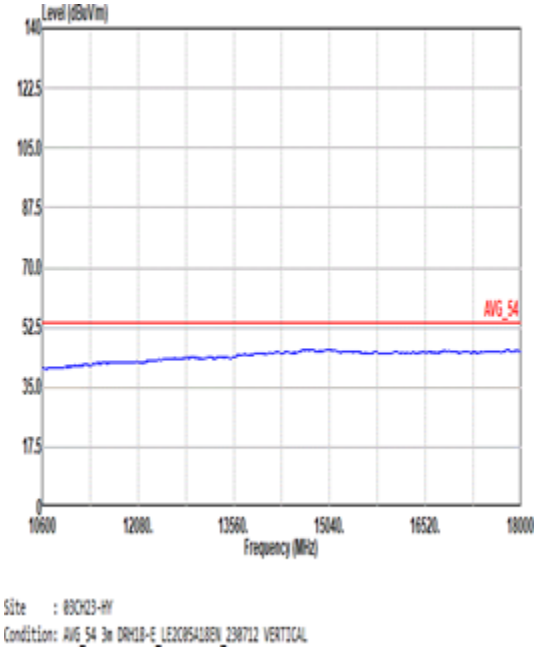  |

| Mode | 19 | |
|---|---|---|
| | Band Edge - L | |
| | 2400-2483.5_802.11n HT40_CH06_2437MHz | |
| ANT | 1+2 | |
| Pol. | Horizontal | Fundamental |
| Peak | 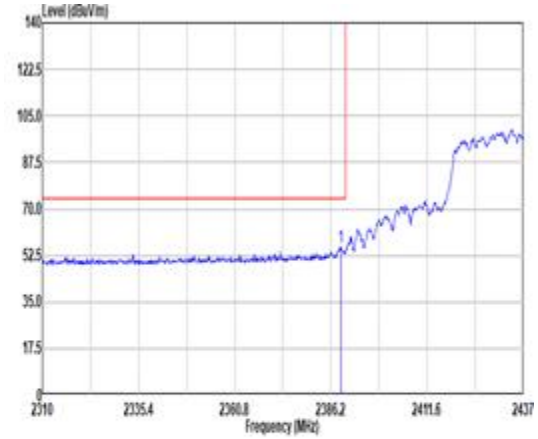 <br>Site : 03CH03-HY<br>Condition: PEAK_BE_74 3m DRH18-E_LE2C05A18EN_230712 HORIZONTAL<br>: RBW:1000.000kHz VBW:3000.000kHz SWT:Auto<br>Freq Level Limit Line Margin Read Level Ant Factor Cable Loss Preamp Factor Aux Factor APos TPos Remark<br>MHz dBuV/m dBuV/m dB dBuV dB/m dB dB dB cm deg<br>1 2388.74 55.69 74.00 -18.31 42.64 27.00 7.34 31.73 18.44 100 248 PEAK | 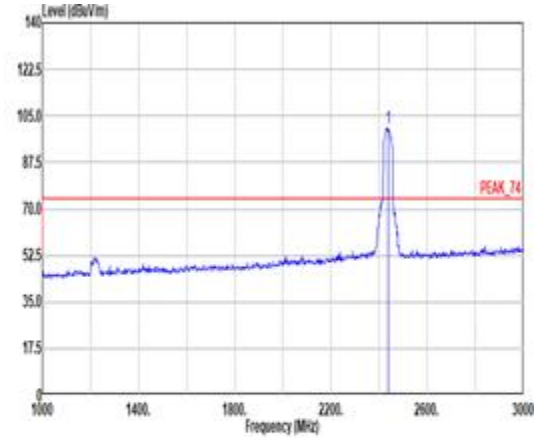 <br>Site : 03CH03-HY<br>Condition: PEAK_74 3m DRH18-E_LE2C05A18EN_230712 HORIZONTAL<br>: RBW:1000.000kHz VBW:3000.000kHz SWT:Auto<br>Freq Level Limit Line Margin Read Level Ant Factor Cable Loss Preamp Factor Aux Factor APos TPos Remark<br>MHz dBuV/m dBuV/m dB dBuV dB/m dB dB dB cm deg<br>1 2437.00 100.48 ------ ------ 87.59 26.80 7.40 31.76 18.45 100 248 PEAK |
| Avg | 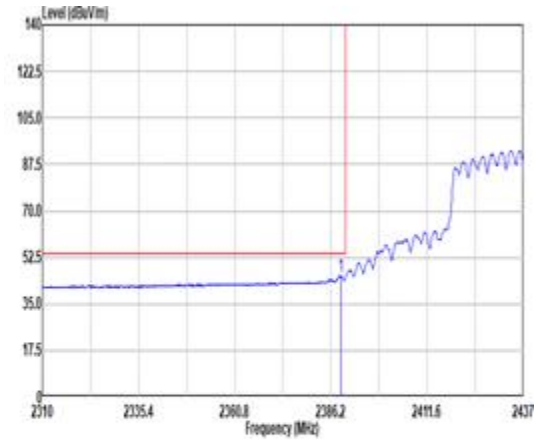 <br>Site : 03CH03-HY<br>Condition: AVG_BE_54 3m DRH18-E_LE2C05A18EN_230712 HORIZONTAL<br>: RBW:1000.000kHz VBW:1.000kHz SWT:Auto<br>Freq Level Limit Line Margin Read Level Ant Factor Cable Loss Preamp Factor Aux Factor APos TPos Remark<br>MHz dBuV/m dBuV/m dB dBuV dB/m dB dB dB cm deg<br>1 2388.74 45.60 54.00 -8.40 32.55 27.00 7.34 31.73 18.44 100 248 AVERAGE | 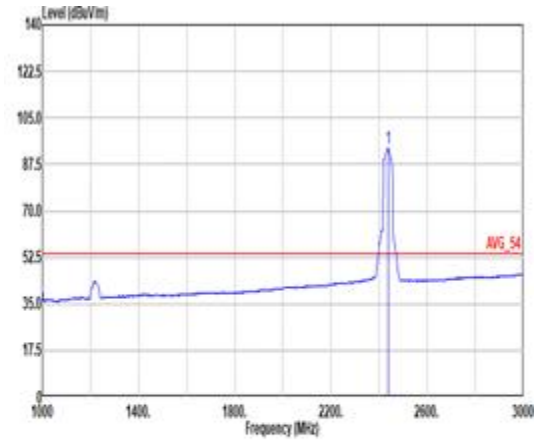 <br>Site : 03CH03-HY<br>Condition: AVG_54 3m DRH18-E_LE2C05A18EN_230712 HORIZONTAL<br>: RBW:1000.000kHz VBW:1.000kHz SWT:Auto<br>Freq Level Limit Line Margin Read Level Ant Factor Cable Loss Preamp Factor Aux Factor APos TPos Remark<br>MHz dBuV/m dBuV/m dB dBuV dB/m dB dB dB cm deg<br>1 2437.00 93.69 ------ ------ 80.74 26.84 7.41 31.76 18.46 100 248 AVERAGE |

| Mode | 19 | |
|---|---|---|
| | Band Edge - R | |
| | 2400-2483.5_802.11n HT40_CH06_2437MHz | |
| ANT | 1+2 | |
| Pol. | Horizontal | Fundamental |
| Peak | 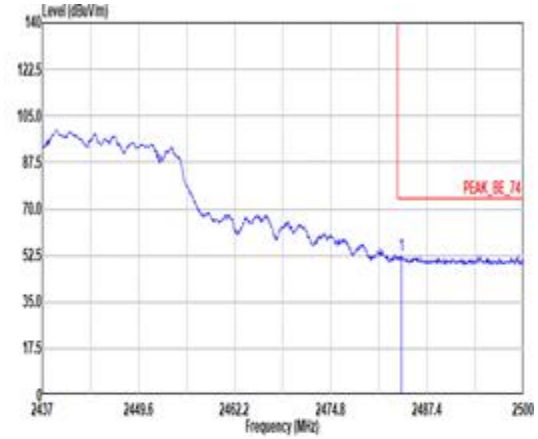 <br>Site : 03CH03-HY<br>Condition: PEAK_BE_74 3m DRH18-E_LE2CB5A18EN_230712 HORIZONTAL<br>: RBW:1000.000kHz VBW:3000.000kHz SWT:Auto<br><br>Freq Level Limit Line Margin Read Level Ant Factor Cable Loss Preamp Factor Aux Factor APos TPos Remark<br>MHz dBuV/m dBuV/m dB dBuV dB/m dB dB dB cm deg<br>1 2484.00 52.30 74.00 -21.70 39.30 26.84 7.47 31.79 10.48 100 248 PEAK | Blank |
| Avg | 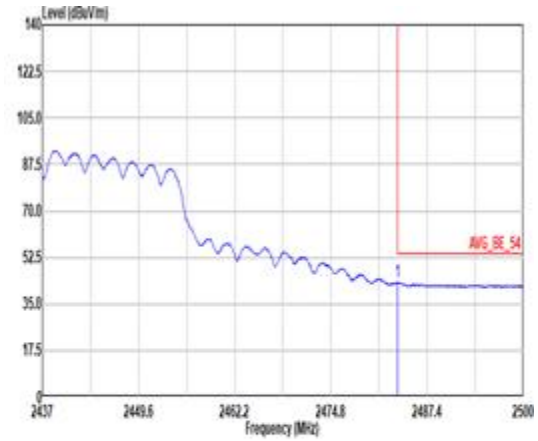 <br>Site : 03CH03-HY<br>Condition: AVG_BE_54 3m DRH18-E_LE2CB5A18EN_230712 HORIZONTAL<br>: RBW:1000.000kHz VBW:1.000kHz SWT:Auto<br><br>Freq Level Limit Line Margin Read Level Ant Factor Cable Loss Preamp Factor Aux Factor APos TPos Remark<br>MHz dBuV/m dBuV/m dB dBuV dB/m dB dB dB cm deg<br>1 2483.56 43.00 54.00 -10.92 30.00 26.84 7.47 31.79 10.48 100 248 AVERAGE | Blank |

| Mode | 19 | |
|---|---|---|
| | Band Edge - L | |
| | 2400-2483.5_802.11n HT40_CH06_2437MHz | |
| ANT | 1+2 | |
| Pol. | Vertical | Fundamental |
| Peak | 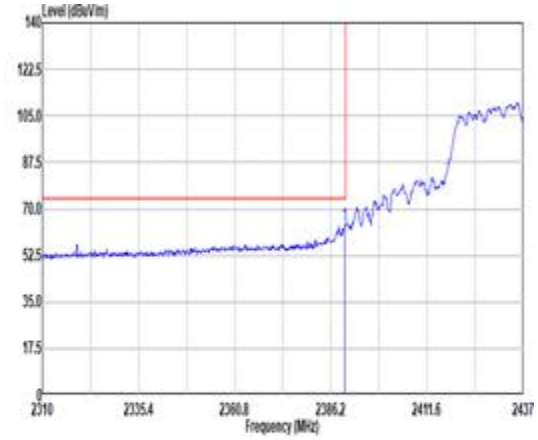 <br>Site : 03CH03-HY<br>Condition: PEAK_BE_74 3m DRH18-E_LE2C05A18EN_230712 VERTICAL<br>: RBW:1000.000kHz VBW:3000.000kHz SWT:Auto<br>Freq Level Limit Line Margin Read Level Ant Factor Cable Loss Preamp Factor Aux Factor APos TPos Remark<br>MHz dBuV/m dBuV/m dB dBuV dB/m dB dB dB cm deg<br>1 2389.88 63.67 74.00 -10.33 50.62 27.00 7.34 31.73 10.44 219 341 PEAK | 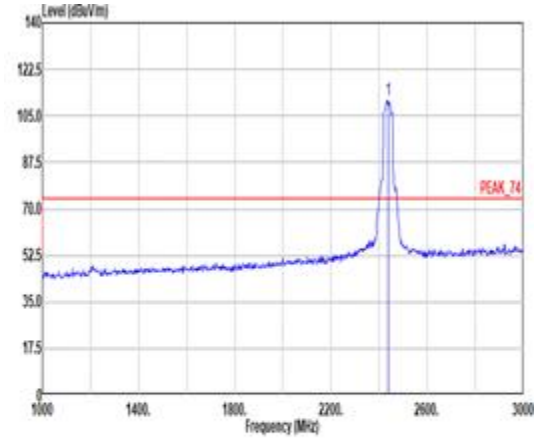 <br>Site : 03CH03-HY<br>Condition: PEAK_74 3m DRH18-E_LE2C05A18EN_230712 VERTICAL<br>: RBW:1000.000kHz VBW:3000.000kHz SWT:Auto<br>Freq Level Limit Line Margin Read Level Ant Factor Cable Loss Preamp Factor Aux Factor APos TPos Remark<br>MHz dBuV/m dBuV/m dB dBuV dB/m dB dB dB cm deg<br>1 2437.00 111.85 ------ ------ 98.18 26.84 7.41 31.76 10.46 219 341 PEAK |
| Avg | 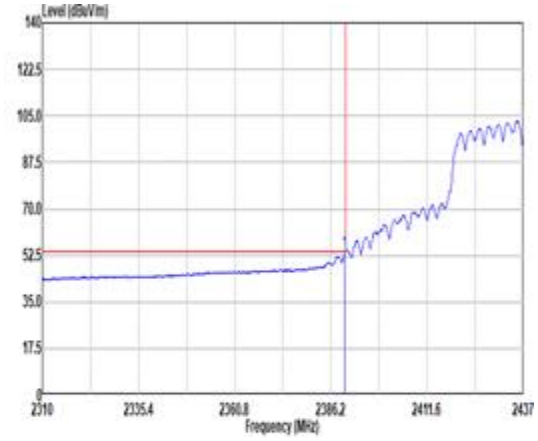 <br>Site : 03CH03-HY<br>Condition: AVG_BE_54 3m DRH18-E_LE2C05A18EN_230712 VERTICAL<br>: RBW:1000.000kHz VBW:1.000kHz SWT:Auto<br>Freq Level Limit Line Margin Read Level Ant Factor Cable Loss Preamp Factor Aux Factor APos TPos Remark<br>MHz dBuV/m dBuV/m dB dBuV dB/m dB dB dB cm deg<br>1 2389.88 53.32 54.00 -0.68 40.27 27.00 7.34 31.73 10.44 219 341 AVERAGE | 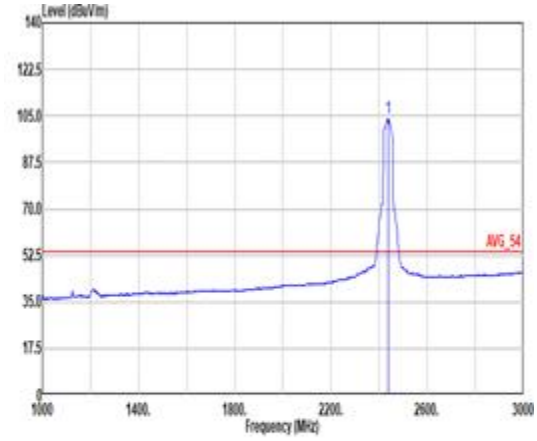 <br>Site : 03CH03-HY<br>Condition: AVG_54 3m DRH18-E_LE2C05A18EN_230712 VERTICAL<br>: RBW:1000.000kHz VBW:1.000kHz SWT:Auto<br>Freq Level Limit Line Margin Read Level Ant Factor Cable Loss Preamp Factor Aux Factor APos TPos Remark<br>MHz dBuV/m dBuV/m dB dBuV dB/m dB dB dB cm deg<br>1 2437.00 103.89 ------ ------ 90.92 26.86 7.41 31.76 10.46 219 341 AVERAGE |

| Mode | 19 | |
|---|---|---|
| | Band Edge - R | |
| | 2400-2483.5_802.11n HT40_CH06_2437MHz | |
| ANT | 1+2 | |
| Pol. | Vertical | Fundamental |
| Peak | 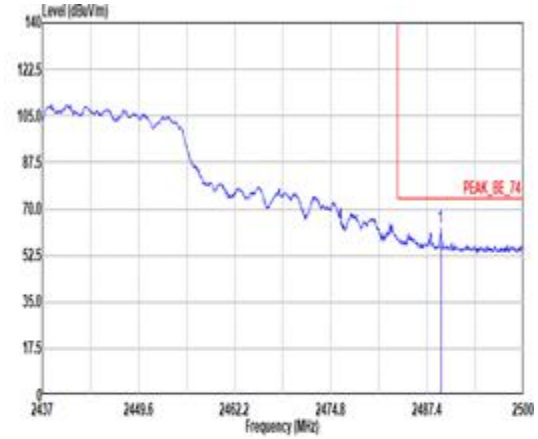 <br>Site : 03CH23-HY<br>Condition: PEAK_BE_74 3m DRH18-E_LE2CB5A18EN_230712 VERTICAL<br>: RBW:1000.000kHz VBW:3000.000kHz SWT:Auto<br><br>Freq Level Limit Line Margin Read Level Ant Factor Cable Loss Preamp Factor Aux Factor APos TPos Remark<br>MHz dBuV/m dBuV/m dB dBuV dB/m dB dB dB cm deg<br>1 2489.16 63.12 74.00 -10.88 50.06 26.89 7.48 31.79 10.48 219 341 PEAK | Blank |
| Avg | 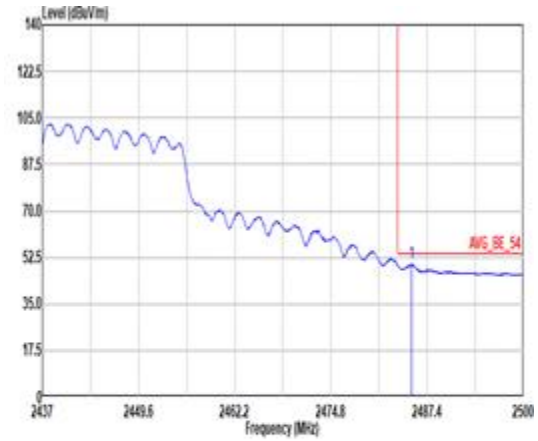 <br>Site : 03CH23-HY<br>Condition: AVG_BE_54 3m DRH18-E_LE2CB5A18EN_230712 VERTICAL<br>: RBW:1000.000kHz VBW:1.000kHz SWT:Auto<br><br>Freq Level Limit Line Margin Read Level Ant Factor Cable Loss Preamp Factor Aux Factor APos TPos Remark<br>MHz dBuV/m dBuV/m dB dBuV dB/m dB dB dB cm deg<br>1 2485.38 49.97 54.00 -4.03 36.95 26.85 7.48 31.79 10.48 219 341 AVERAGE | Blank |

| Mode | 19 | |
|---|---|---|
| | Harmonic | |
| | 2400-2483.5_802.11n HT40_CH06_2437MHz | |
| ANT | 1+2 | |
| Pol. | Horizontal | Vertical |
| Peak<br>Avg | 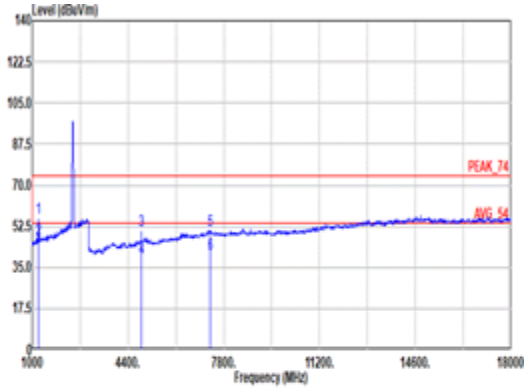 <br><br>Site : 03CH23-HY<br>Condition: PEAK_74 3m DRHG8-E_LE2C05A18EN_230712 HORIZONTAL<br>Freq Level Limit Line Margin Read Level Ant Factor Cable Loss Preamp Factor Aux Factor APos TPos Remark<br>MHz dBuV/m dBuV/m dB dBuV dB/m dB dB dB cm deg<br>1 1218.00 55.74 74.00 -18.26 47.50 23.60 5.49 31.01 10.16 185 286 Peak<br>2 1218.00 46.79 54.00 -7.21 38.55 23.60 5.49 31.01 10.16 185 286 Average<br>3 4874.00 50.57 74.00 -23.43 38.64 32.60 10.52 32.98 1.79 257 51 PEAK<br>4 4874.00 39.29 54.00 -14.71 27.36 32.60 10.52 32.98 1.79 257 51 AVERAGE<br>5 7311.00 50.70 74.00 -23.30 34.40 37.20 12.62 35.54 2.02 -- -- PEAK<br>6 7311.00 40.66 54.00 -13.34 24.36 37.20 12.62 35.54 2.02 -- -- AVERAGE | 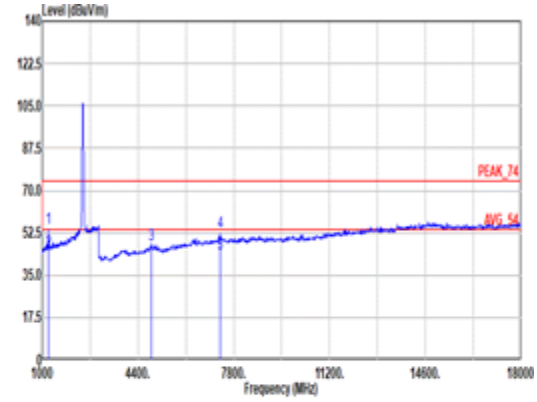 <br><br>Site : 03CH23-HY<br>Condition: PEAK_74 3m DRHG8-E_LE2C05A18EN_230712 VERTICAL<br>Freq Level Limit Line Margin Read Level Ant Factor Cable Loss Preamp Factor Aux Factor APos TPos Remark<br>MHz dBuV/m dBuV/m dB dBuV dB/m dB dB dB cm deg<br>1 1218.00 54.33 74.00 -19.67 46.09 23.60 5.49 31.01 10.16 195 306 Peak<br>2 1218.00 44.65 54.00 -9.35 36.41 23.60 5.49 31.01 10.16 195 306 Average<br>3 4874.00 47.53 74.00 -26.47 35.60 32.60 10.52 32.98 1.79 -- -- PEAK<br>4 7311.00 53.03 74.00 -20.97 36.73 37.20 12.62 35.54 2.02 217 308 PEAK<br>5 7311.00 43.75 54.00 -10.25 27.45 37.20 12.62 35.54 2.02 217 308 AVERAGE |

| Mode | 19 | |
|---|---|---|
| | Harmonic | |
| | 2400-2483.5_802.11n HT40_CH06_2437MHz | |
| ANT | 1+2 | |
| Pol. | Horizontal | Vertical |
| 10.6G ~18G Avg | 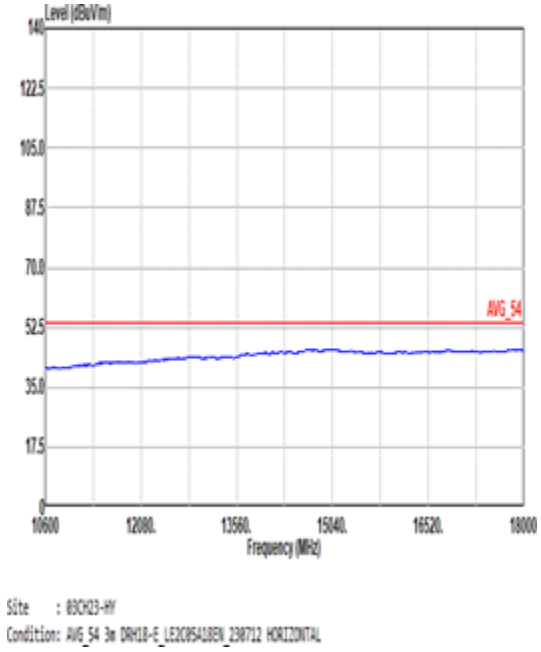 | 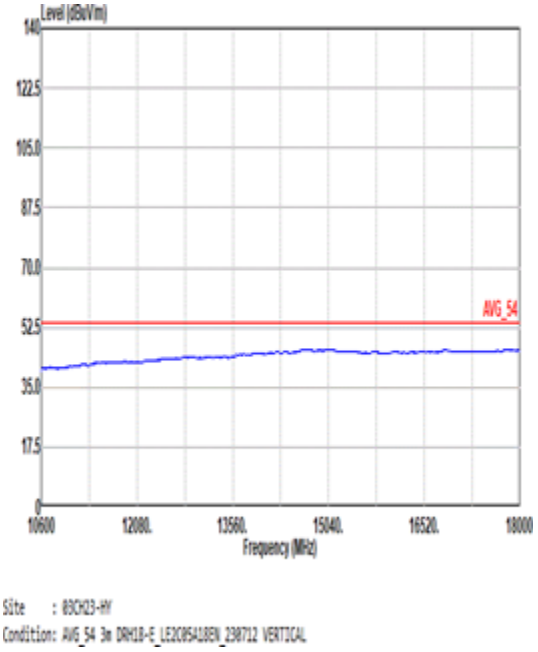 |

| Mode | 20 | |
|---|---|---|
| | Band Edge - L | |
| | 2400-2483.5_802.11n HT40_CH09_2452MHz | |
| ANT | 1+2 | |
| Pol. | Horizontal | Fundamental |
| Peak | 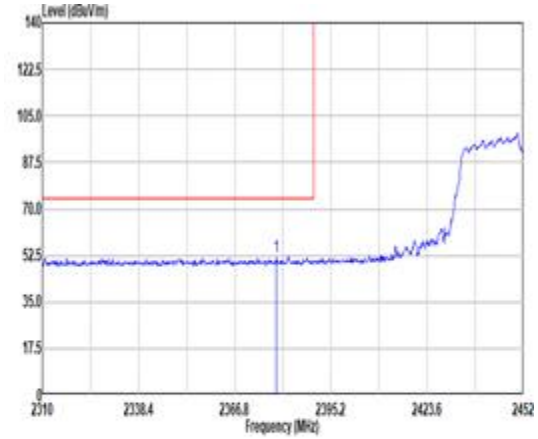 <br>Site : 03CH03-HY<br>Condition: PEAK_BE_74 3m DRH18-E_LE2C05A18EN_230712 HORIZONTAL<br>: RBW:1000.000kHz VBW:3000.000kHz SWT:Auto<br>Freq Level Limit Line Margin Read Level Ant Factor Cable Loss Preamp Factor Aux Factor APos TPos Remark<br>MHz dBuV/m dBuV/m dB dBuV dB/m dB dB dB cm deg<br>1 2379.01 51.97 74.00 -22.03 38.93 27.01 7.32 31.72 18.43 237 169 PEAK | 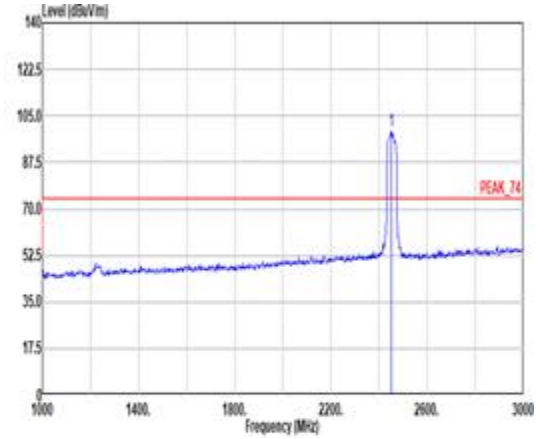 <br>Site : 03CH03-HY<br>Condition: PEAK_74 3m DRH18-E_LE2C05A18EN_230712 HORIZONTAL<br>: RBW:1000.000kHz VBW:3000.000kHz SWT:Auto<br>Freq Level Limit Line Margin Read Level Ant Factor Cable Loss Preamp Factor Aux Factor APos TPos Remark<br>MHz dBuV/m dBuV/m dB dBuV dB/m dB dB dB cm deg<br>1 2452.00 99.18 ------ ------ 86.16 26.90 7.43 31.77 18.46 237 169 PEAK |
| Avg | 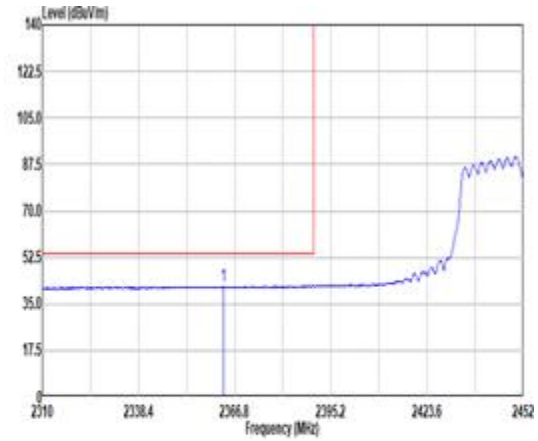 <br>Site : 03CH03-HY<br>Condition: AVG_BE_54 3m DRH18-E_LE2C05A18EN_230712 HORIZONTAL<br>: RBW:1000.000kHz VBW:1.600kHz SWT:Auto<br>Freq Level Limit Line Margin Read Level Ant Factor Cable Loss Preamp Factor Aux Factor APos TPos Remark<br>MHz dBuV/m dBuV/m dB dBuV dB/m dB dB dB cm deg<br>1 2363.53 41.89 54.00 -12.11 28.79 27.10 7.29 31.72 18.43 237 169 AVERAGE | 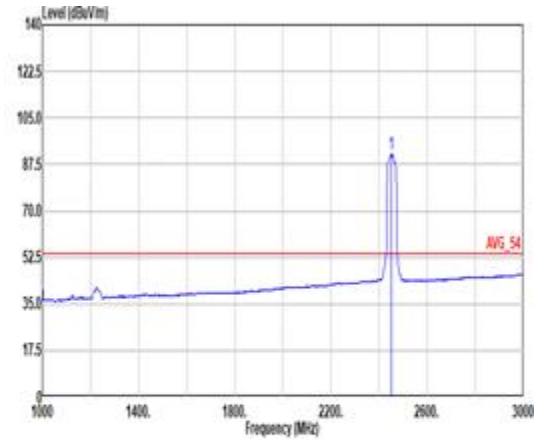 <br>Site : 03CH03-HY<br>Condition: AVG_54 3m DRH18-E_LE2C05A18EN_230712 HORIZONTAL<br>: RBW:1000.000kHz VBW:1.600kHz SWT:Auto<br>Freq Level Limit Line Margin Read Level Ant Factor Cable Loss Preamp Factor Aux Factor APos TPos Remark<br>MHz dBuV/m dBuV/m dB dBuV dB/m dB dB dB cm deg<br>1 2452.00 91.46 ------ ------ 78.44 26.90 7.43 31.77 18.46 237 169 AVERAGE |

| Mode | 20 | |
|---|---|---|
| | Band Edge - R | |
| | 2400-2483.5_802.11n HT40_CH09_2452MHz | |
| ANT | 1+2 | |
| Pol. | Horizontal | Fundamental |
| Peak | 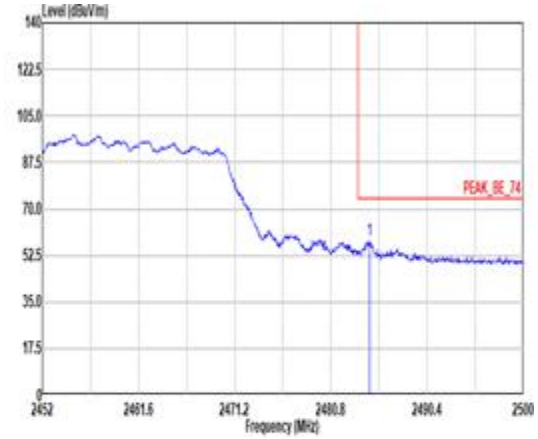 <br>Site : 03CH03-HY<br>Condition: PEAK_BE_74 3m DRH18-E_LE2C05A18EN_230712 HORIZONTAL<br>: RBW:1000.000kHz VBW:3000.000kHz SWT:Auto<br><br>Limit Read Ant Cable Preamp Aux APos TPos<br>Freq Level Line Margin Level Factor Loss Factor Factor Remark<br>MHz dBuV/m dBuV/m dB dBuV dB/m dB dB dB cm deg<br>1 2484.64 57.97 74.00 -16.03 44.96 26.85 7.47 31.79 18.48 237 169 PEAK | Blank |
| Avg | 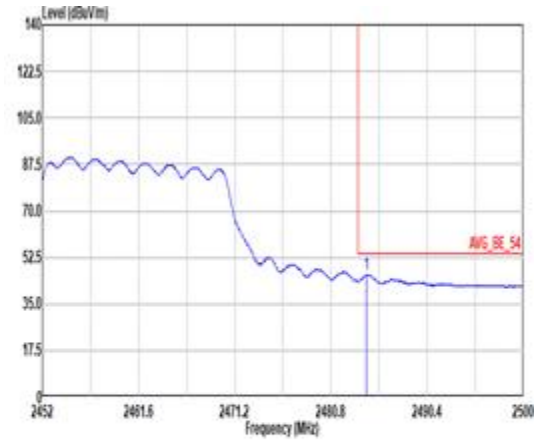 <br>Site : 03CH03-HY<br>Condition: AVG_BE_54 3m DRH18-E_LE2C05A18EN_230712 HORIZONTAL<br>: RBW:1000.000kHz VBW:1.000kHz SWT:Auto<br><br>Limit Read Ant Cable Preamp Aux APos TPos<br>Freq Level Line Margin Level Factor Loss Factor Factor Remark<br>MHz dBuV/m dBuV/m dB dBuV dB/m dB dB dB cm deg<br>1 2484.35 46.01 54.00 -7.99 33.01 26.84 7.47 31.79 18.48 237 169 AVERAGE | Blank |

| Mode | 20 | |
|---|---|---|
| | Band Edge - L | |
| | 2400-2483.5_802.11n HT40_CH09_2452MHz | |
| ANT | 1+2 | |
| Pol. | Vertical | Fundamental |
| Peak | 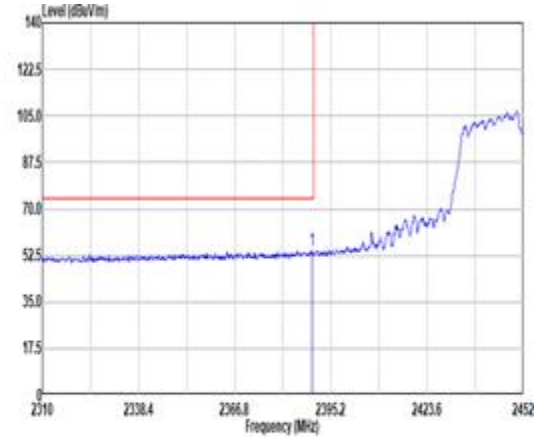 <br>Site : 03CH03-HY<br>Condition: PEAK_BE_74 3m DRH18-E_LE2C05A18EN_230712 VERTICAL<br>: RBW:1000.000kHz VBW:3000.000kHz SWT:Auto<br>Freq Level Limit Line Margin Read Level Ant Factor Cable Loss Preamp Factor Aux Factor APos TPos Remark<br>MHz dBuV/m dBuV/m dB dBuV dB/m dB dB dB cm deg<br>1 2389.66 54.17 74.00 -19.83 41.12 27.00 7.34 31.73 10.44 105 95 PEAK | 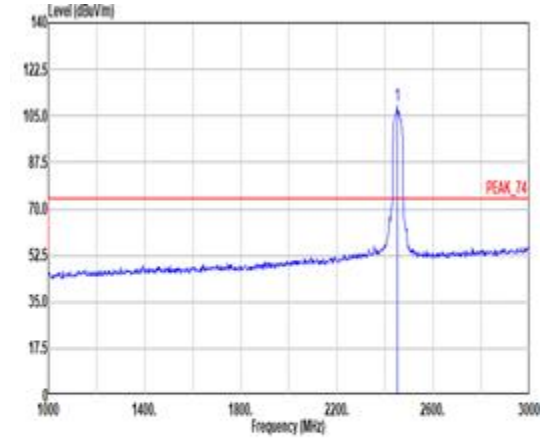 <br>Site : 03CH03-HY<br>Condition: PEAK_74 3m DRH18-E_LE2C05A18EN_230712 VERTICAL<br>: RBW:1000.000kHz VBW:3000.000kHz SWT:Auto<br>Freq Level Limit Line Margin Read Level Ant Factor Cable Loss Preamp Factor Aux Factor APos TPos Remark<br>MHz dBuV/m dBuV/m dB dBuV dB/m dB dB dB cm deg<br>1 2452.00 109.01 ------ ------ 95.99 26.90 7.43 31.77 10.46 105 95 PEAK |
| Avg | 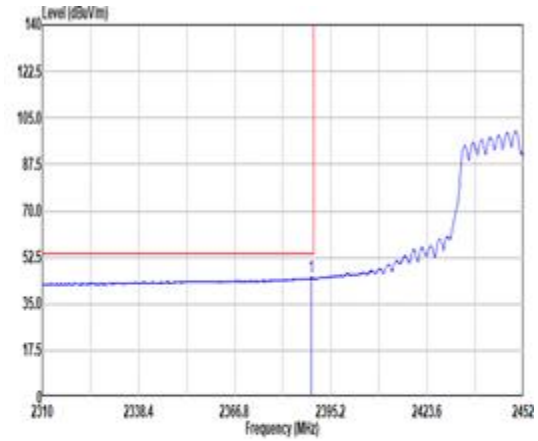 <br>Site : 03CH03-HY<br>Condition: AVG_BE_54 3m DRH18-E_LE2C05A18EN_230712 VERTICAL<br>: RBW:1000.000kHz VBW:1.000kHz SWT:Auto<br>Freq Level Limit Line Margin Read Level Ant Factor Cable Loss Preamp Factor Aux Factor APos TPos Remark<br>MHz dBuV/m dBuV/m dB dBuV dB/m dB dB dB cm deg<br>1 2389.38 44.93 54.00 -9.07 31.88 27.00 7.34 31.73 10.44 105 95 AVERAGE | 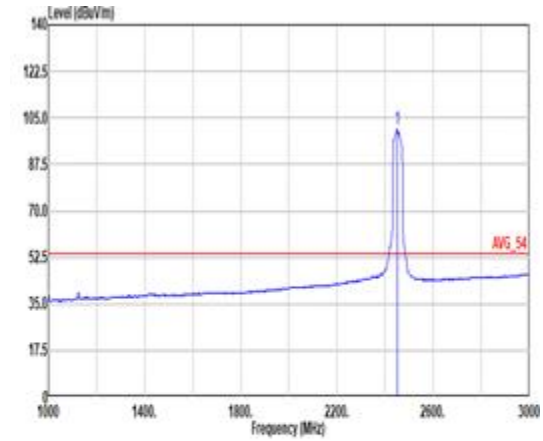 <br>Site : 03CH03-HY<br>Condition: AVG_54 3m DRH18-E_LE2C05A18EN_230712 VERTICAL<br>: RBW:1000.000kHz VBW:1.000kHz SWT:Auto<br>Freq Level Limit Line Margin Read Level Ant Factor Cable Loss Preamp Factor Aux Factor APos TPos Remark<br>MHz dBuV/m dBuV/m dB dBuV dB/m dB dB dB cm deg<br>1 2452.00 100.87 ------ ------ 87.85 26.90 7.43 31.77 10.46 105 95 AVERAGE |

| Mode | 20 | |
|---|---|---|
| | Band Edge - R | |
| | 2400-2483.5_802.11n HT40_CH09_2452MHz | |
| ANT | 1+2 | |
| Pol. | Vertical | Fundamental |
| Peak | 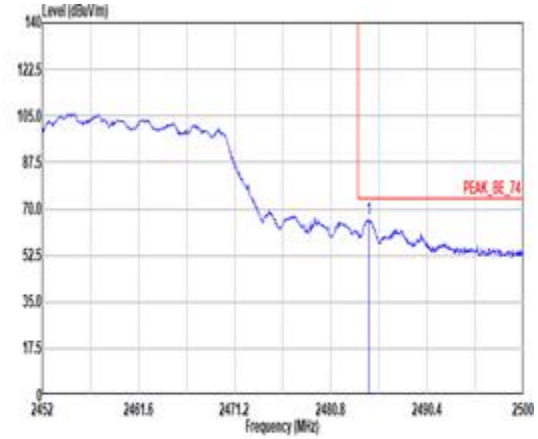 <br>Site : 03CH03-HY<br>Condition: PEAK_BE_74 3m DRH18-E_LE2C05A18EN_230712 VERTICAL<br>: RBW:1000.000kHz VBW:3000.000kHz SWT:Auto<br><br>Limit Read Ant Cable Preamp Aux APos TPos<br>Freq Level Line Margin Level Factor Loss Factor Factor Remark<br>MHz dBuV/m dBuV/m dB dBuV dB/m dB dB dB cm deg<br>1 2484.54 65.82 74.00 -8.18 52.81 26.85 7.47 31.79 10.48 105 95 PEAK | Blank |
| Avg | 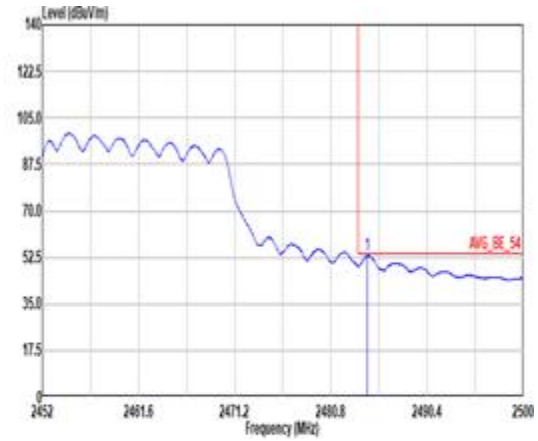 <br>Site : 03CH03-HY<br>Condition: AVG_BE_54 3m DRH18-E_LE2C05A18EN_230712 VERTICAL<br>: RBW:1000.000kHz VBW:1.000kHz SWT:Auto<br><br>Limit Read Ant Cable Preamp Aux APos TPos<br>Freq Level Line Margin Level Factor Loss Factor Factor Remark<br>MHz dBuV/m dBuV/m dB dBuV dB/m dB dB dB cm deg<br>1 2484.40 53.30 54.00 -0.70 40.30 26.84 7.47 31.79 10.48 105 95 AVERAGE | Blank |

| Mode | 20 | |
|---|---|---|
| | Harmonic | |
| | 2400-2483.5_802.11n HT40_CH09_2452MHz | |
| ANT | 1+2 | |
| Pol. | Horizontal | Vertical |
| Peak<br>Avg | 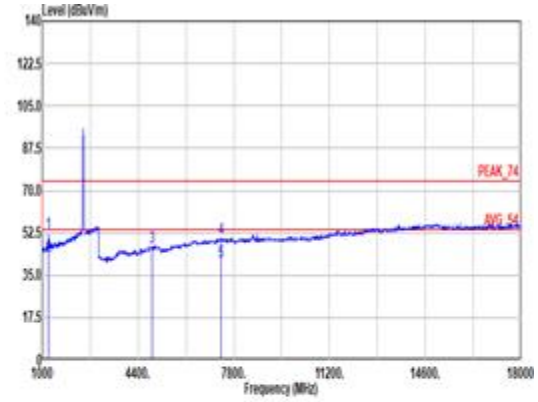 <br><br>Site : 03CH23-HY<br>Condition: PEAK_74 3m DRHG8-E_LE2C05A18EN_230712 HORIZONTAL<br>Freq Level Limit Line Margin Read Level Ant Factor Cable Loss Preamp Factor Aux Factor APos TPos Remark<br>MHz dBuV/m dBuV/m dB dBuV dB/m dB dB dB cm deg<br>1 1226.00 52.12 74.00 -21.88 43.06 23.60 5.50 31.01 10.17 186 289 Peak<br>2 1226.00 42.79 54.00 -11.21 34.53 23.60 5.50 31.01 10.17 186 289 Average<br>3 4904.00 46.56 74.00 -27.44 34.54 32.71 10.51 32.98 1.78 -- -- PEAK<br>4 7356.00 50.45 74.00 -23.55 34.11 37.19 12.73 35.58 2.00 -- -- PEAK<br>5 7356.00 40.52 54.00 -13.48 24.18 37.19 12.73 35.58 2.00 -- -- AVERAGE | 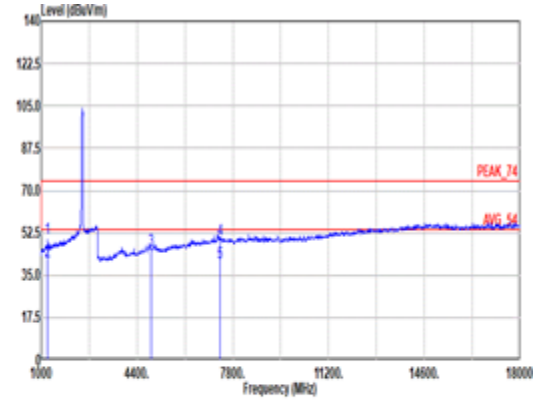 <br><br>Site : 03CH23-HY<br>Condition: PEAK_74 3m DRHG8-E_LE2C05A18EN_230712 VERTICAL<br>Freq Level Limit Line Margin Read Level Ant Factor Cable Loss Preamp Factor Aux Factor APos TPos Remark<br>MHz dBuV/m dBuV/m dB dBuV dB/m dB dB dB cm deg<br>1 1226.00 50.27 74.00 -23.73 42.01 23.60 5.50 31.01 10.17 197 314 Peak<br>2 1226.00 40.69 54.00 -13.31 32.43 23.60 5.50 31.01 10.17 197 314 Average<br>3 4904.00 45.67 74.00 -28.33 33.65 32.71 10.51 32.98 1.78 -- -- PEAK<br>4 7356.00 49.83 74.00 -24.17 33.49 37.19 12.73 35.58 2.00 -- -- PEAK<br>5 7356.00 40.36 54.00 -13.64 24.02 37.19 12.73 35.58 2.00 -- -- AVERAGE |

| Mode | 20 | |
|---|---|---|
| | Harmonic | |
| | 2400-2483.5_802.11n HT40_CH09_2452MHz | |
| ANT | 1+2 | |
| Pol. | Horizontal | Vertical |
| 10.6G ~18G Avg | 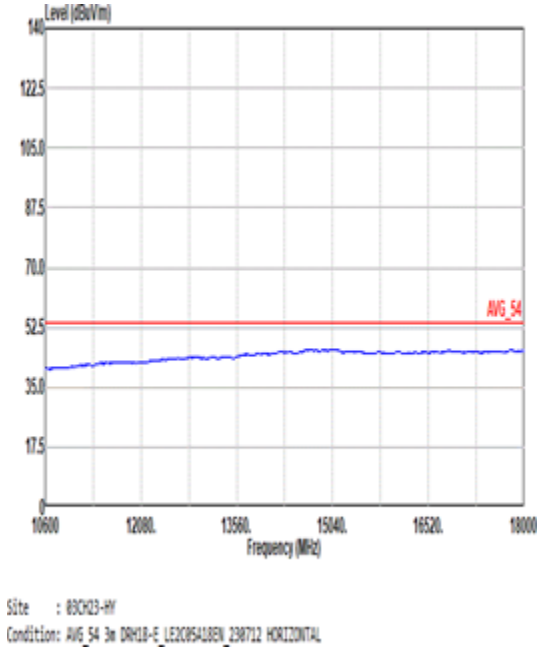  | 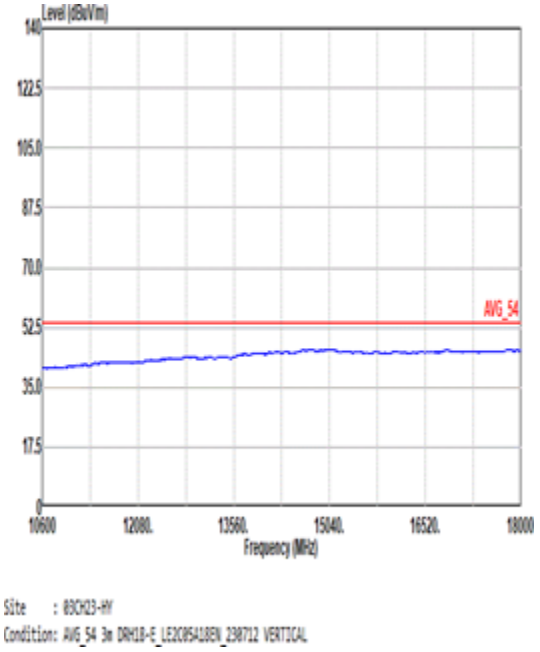  |