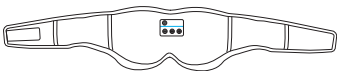


BT SLEEP MASK



PACKING LISTING

- ✱ Sleep Headphones*1
- ✱ Instruction menu*1
- ✱ USB charging cable*1
- ✱ Portable Travel Bag*1

PRODUCT SPECIFICATION

 Charging time 2-2.5 hours (please charge it before using)

 BT continuous working time: More Than 8 Hours

 Power/Handfree/Stop/Play

 Vol Up/Next

 Vol Down/Previous

How To Connect BT

Close all your BT in the phone.

Long press the “on/off”  button to red/blue light flash.

Open your BT in the phone, find the BT name “BT-FAAH”

then connect.

You can listen to the music directly after connecting the BT.

Only connect BT in one device at one time, please make sure

disconnect with the previous BT device when connect a new

device


BT MUSIC PLAY INSTRUCTION


Press one PLAY/STOP  button start playing, press once again to stop playing


Press Vol-  button for

previous song, Press Vol+ 

button for previous song.





Long press Vol-  will constantly reduce volume to minimum
a'di di di'sound will be heard when reach minimum level;

Long press Vol+  will constantly increase volume to max,
a'di di di'sound will be heard when reaches max level

BT HANDFREE

Incoming call, press one PLAY/STOP  button for auto receive call.

Incoming call, press and hold PLAY/STOP  button for 3 sec to reject call

During call, long press PLAY/STOP  button for 3 sec will switch back to earphone

CHARGING FUNCTION OPERATION INSTRUCTION

Connect the data cable to USB charger (or computer USB port), the other end connect to our device as shown on the right diagram, our device have a LED indication on the right, RED light constant shows that device is charging, RED light off and then became blue when charged fully (Note: hidden charging port in inner of sleep mask on side)

WASHABLE SLEEP MASK

Music sleep mask can be washable (hidden wires can be taken out from the sleep mask)

Washing the mask with warm water by hand will be recommended

NOTES:

Switch on the BT in your phone and match with BT name
“BT-FAAH”.

Sleep mask can be washable when take out the BT module.

Both speakers are not fixed, can adjust placement accordingly
based on your size.

Please check USB cable work well,if it doesn't work for charging

Please adjust the volume from your mobile or long press Vol+ from
sleep headphones if you can't hear any music.

The sound may have a bit noise if there's environmental interference

Please contact us directly via order id, If you have any problem
when using our product, we promise to solve the problem 100%.

Your using experience and suggestions will be great to improve iten
better. Your Opinions Matters and Means the Whole World To Us.

FCC Statement

This device complies with part 15 of the FCC rules. Operation is subject to the following two conditions: (1) this device may not cause harmful interference, and (2) this device must accept any interference received, including interference that may cause undesired operation. Changes or modifications not expressly approved by the party responsible for compliance could void the user's authority to operate the equipment.

NOTE: This equipment has been tested and found to comply with the limits for a Class B digital device, pursuant to part 15 of the FCC Rules. These limits are designed to provide reasonable protection against harmful interference in a residential installation. This equipment generates uses and can radiate radio frequency energy and, if not installed and used in accordance with the instructions, may cause harmful interference to radio communications. However, there is no guarantee that interference will not occur in a particular installation. If this equipment does cause harmful interference to radio or television reception, which can be determined by turning the equipment off and on, the user is encouraged to try to correct the interference by one or more of the following measures:

- Reorient or relocate the receiving antenna.
- Increase the separation between the equipment and receiver.
- Connect the equipment into an outlet on a circuit different from that to which the receiver is connected.
- Consult the dealer or an experienced radio/TV technician for help.

The device has been evaluated to meet general RF exposure requirement. The device can be used in portable exposure condition without restriction.