

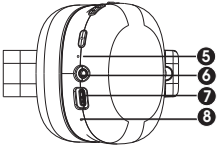
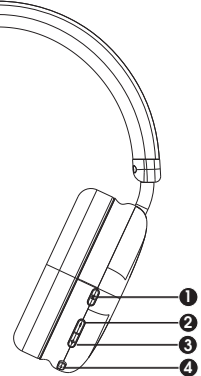















正面(英语) 说明书：35 X 10.5cm

	English	English	English	English
<div><div></div><div>BTA1000</div></div> <div></div> <div><div>BLUETOOTH HEADPHONES</div></div>	<div></div> <div><div>1.ANC on/off button 2.Volume down/Last Song 3.Volume up/Next Song 4.Power On/Off Answer/End/Reject/Recent Call Play/Pause Voice assistant 5.Device Pairing LED 6.Headphone port 7.Type-C Charging Port 8.Microphone</div></div> <div><div>Specifications: Bluetooth pairing name:BTA1000 Bluetooth version:5.3 Power input:DC 5V 1A FCC ID:2ACP4CBTA1000</div><div><p>*Note: Playtimes are approximate and are based on 50% Volume and the product is fully charged and ANC is off. Playtimes may be affected by several factors including battery condition, ANC, temperature, distance and music.</p><div>Basic Operations 1.Powering On/Off Long press  power button to power on/off the headset. Please ensure the headset is fully charged before use. 2.Bluetooth Pairing/Connection (1) Turn on the product. Bluetooth mode will be activated automatically (The default setting is bluetooth pairing mode, NOT ANC mode). (2) Enable bluetooth function on your media device. (3) Search the bluetooth device named BTA1000 and select BTA1000 to connect (pair). (4) After successful connection, you will hear "your bluetooth device is connected". Now you can play music, or use bluetooth phone functions.</div></div></div>	<div>3.Music Playback Functions  Short press "M" button to turn on/off ANC. In ANC mode, the LED light will be green color and remain on and still.  Short Press the button to decrease volume. Long press the button for previous song.  Short Press the button to increase volume. Long press the button for next song.  Short Press the button to play or pause song. Short Press the button to answer or end call. Long Press the button to reject call. Double clicks the button to resume the recent call. Three clicks to voice assistant.</div> <div><div>Cable included 1.3.5mm Auxiliary cable Standard 3.5mm AUX cable included. Allows you to use the wireless headphone with wired audio devices. Just plug the AUX cable into any 3.5mm stereo output jack. 2. TYPE-C USB, DC 5V USB To charge device: Plug the provided USB-C® charging cable into the charging port on your headset and plug the large end into the usb port on a computer, or usb adapter (not included). It may take up to 5 hours to charge the device.</div><div></div></div> <div><div>Charging your device Only use a power adapter with applicable country regulations and international and regional safety standards. Other power adapters may not meet applicable safety standards, and using such adapters could pose a risk of death or injury. Avoid prolonged skin contact with the charging cable and connector when the charging cable is connected to a power source because it may cause discomfort or injury. Sleeping or sitting on the charging cable or connector should be avoided. WARNING: To prevent possible hearing damage, do not listen at high volume levels for long periods. For traffic safety, do not use earphones while driving or cycling. Choking hazard : The product, packaging and some of the included accessories may present a choking hazard to small children. Keep these accessories away from small children. The bags themselves or the many small parts they contain may cause choking if ingested. Danger : Improper battery replacement may cause an explosion and injury.</div><div>The Bluetooth® word mark and logos are registered trademarks owned by Bluetooth SIG, Inc. and any use of such marks by Sentry Industries Inc is under license. Other trademarks and trade names are those of their respective owners. USB Type-C® and USB-C® are registered trademarks of USB Implementers Forum. Sentry Industries inc declares that radio equipment BTA1000 is in compliance with Directive 2014/53/EU. The EU declaration of conformity is available at https://sentryindustries.com/european-declaration-of-conformity/Conformity with Directives. This product is CE marked to denote conformity with Directives 73/23/EEC (low voltage) and 89/336/EEC (Electromagnetic Compatibility) , as amended. Environmental Protection Waste electrical products should not be disposed of with household waste. Please recycle where facilities exist. Check with your Local Authority or retailer for recycling advice.</div></div>	<div>Important Safety instructions 1.Read these Instructions. 2.Keep these Instructions. 3.Heed all Warnings. 4.Follow all instructions. 5.Do not use this device near water. 6.Clean only with a dry cloth. 7.Do not block any ventilation openings. Use in accordance with the manufacturer's instructions. 8.Do not charge near any heat sources such as radiators, heat registers, stoves, or other apparatus (including amplifiers) that produce heat. 9.Discontinue use if damaged 10.Protect the cord from being walked on or pinched particularly at plugs, convenience receptacles, to the point where they exit from the device. 11.Only use attachments/accessories specified by the manufacturer. 12.Unplug this apparatus during lightning storms and when charging is complete 13.Refer all servicing to qualified service personnel. Servicing is required when the apparatus has been damaged in any way, such as power-supply cord or plug is damaged, liquid has been spilled or objects have fallen into the apparatus, the apparatus has been exposed to rain or moisture, does not operate normally, or has been dropped. 14. Headphones are capable of producing sound levels which can be harmful to your hearing. Do not listen at high volume for prolonged periods of time. Headphones may block out surrounding sounds.</div> <div><p>*Never wear headphones while operating a vehicle. Headphones may block out surrounding sounds. *Never wear headphones while operating a vehicle. Use with caution. User assumes all risks associated with the use of this product.</p></div> <div><div>WARNING *CAUTION: To prevent electric shock, use only compatible and certified USB charging devices. *WARNING: To reduce the risk of fire or electric shock, do not expose this apparatus to rain or moisture. *CAUTION: Use of controls or adjustments or performance of procedures other than those specified may damage your device. *WARNING: Changes or modifications to this unit not expressly approved by the party responsible for compliance could void the user's authority to operate the equipment. *WARNING: Always store in a cool dry location. *WARNING: Headphones are capable of producing sound levels which can be harmful to your hearing. * WARNING: Don't over insert into ear canal. Discontinue use at the first sign of discomfort. Only use designed pads. Do not use dirty or damaged ear pads. Contains small parts that may present a choking hazard. Keep away from children.</div></div>	<div><div>Supplier's Declaration of Conformity 47 CFR 47 CFR Part 15.21, 15.105(b) Compliance Information Sentry Bluetooth Earphone and Headphone Responsible Party SENTRYINDUSTRIES INC ONE BRIDGE STREET, HILLBURN, NY10931, USA TEL +1 8457532910</div><div>FCC Compliance Statement  "This device complies with part 15 of the FCC Rules. Operation is subject to the following two conditions: (1) This device may not cause harmful interference, and (2) this device must accept any interference received, including interference that may cause undesired operation. *NOTE: This equipment has been tested and found to comply with the limits for a Class B digital device, pursuant to part 15 of the FCC Rules. These limits are designed to provide reasonable protection against harmful interference in a residential installation. This equipment generates, uses and can radiate radio frequency energy and, if not installed and used in accordance with the instructions, may cause harmful interference to radio communications. However, there is no guarantee that interference will not occur in a particular installation. If this equipment does cause harmful interference to radio or television reception, which can be determined by turning the equipment off and on, the user is encouraged to try to correct the interference by one or more of the following measures: •Reorient or relocate the receiving antenna. •Increase the separation between the equipment and receiver. •Connect the equipment into an outlet on a circuit different from that to which the receiver is connected. •Consult the dealer or an experienced radio/TV technician for help Warning: Changes or modifications to this unit not expressly approved by the party responsible for compliance could void the user's authority to operate the equipment."</div><div>Limited 90-Day Warranty: Sentry warrants this product to be free from defects in materials and workmanship for 90 days from the date of original purchase. This warranty does not pertain to damage resulting from accident, abnormal use, misuse or neglect. Any defective product will be replaced if returned to an authorized Sentry dealer or to Sentry directly at: PO Box 885, One Bridge Street, Hillburn, NY 10931. Please enclose a \$5 check for return shipping.</div></div> <div><div></div></div>