

Appendix A - Test Setup Photographs



Retlif Testing Laboratories

Report No. R-6894H-1

Test Setup Photographs
Field Strength of Emissions (Fundamental)



Horizontal Antenna Polarization




Vertical Antenna Polarization




Retlif Testing Laboratories

Report No. R-6894H-1

Test Setup Photographs
Field Strength of Emissions (Fundamental)



X-Axis




Y-Axis



Retlif Testing Laboratories

Report No. R-6894H-1

Test Setup Photographs
Field Strength of Emissions (Fundamental)




Z-Axis




Retlif Testing Laboratories

Report No. R-6894H-1

Test Setup Photographs Field Strength of Emissions (Harmonics)



X-Axis




Y-Axis



Retlif Testing Laboratories

Report No. R-6894H-1

Test Setup Photographs
Field Strength of Emissions (Harmonics)




Z-Axis




Retlif Testing Laboratories

Report No. R-6894H-1

Test Setup Photographs
Field Strength of Emissions (Harmonics)



1 to 18 GHz, Horizontal Antenna Polarization




1 to 18 GHz, Vertical Antenna Polarization



Retlif Testing Laboratories

Report No. R-6894H-1

Test Setup Photographs
Field Strength of Emissions (Harmonics)



18 to 26 GHz, Horizontal Antenna Polarization




18 to 26 GHz, Vertical Antenna Polarization




Retlif Testing Laboratories

Report No. R-6894H-1

Test Setup Photographs Spurious Emissions



X-Axis




Y-Axis



Retlif Testing Laboratories

Report No. R-6894H-1

Test Setup Photographs Spurious Emissions



Z-Axis



Retlif Testing Laboratories

Report No. R-6894H-1

Test Setup Photographs Spurious Emissions



30 to 200 MHz, Horizontal Antenna Polarization



30 to 200 MHz, Vertical Antenna Polarization



Retlif Testing Laboratories

Report No. R-6894H-1

Test Setup Photographs Spurious Emissions



200 MHz to 1 GHz, Horizontal Antenna Polarization



200 MHz to 1 GHz, Vertical Antenna Polarization



Retlif Testing Laboratories

Report No. R-6894H-1

Test Setup Photographs

Field Strength of Spurious Emissions



1 to 18 GHz, Horizontal Antenna Polarization




1 to 18 GHz, Vertical Antenna Polarization



Retlif Testing Laboratories

Report No. R-6894H-1

Test Setup Photographs Spurious Emissions



18 to 26.5 GHz, Horizontal Antenna Polarization



18 to 26.5 GHz, Vertical Antenna Polarization



Retlif Testing Laboratories

Report No. R-6894H-1