

## **SAR Test Setup Photographs**


- Head SAR Test Photo
- Body SAR Test Photo

## ■ Test Setup Photo (Liquid depth)



Note: The liquid depth is maintained at a minimum depth of 15 cm to minimize reflections from the upper surface.

## ■ Test Setup Photo (Head SAR Test Photo)



■ Test Setup Photo



## ■ Test Setup Photo (Head SAR Test Photo)







## ■ Test Setup Photo



■ Test Setup Photo (Body SAR Test Photo)





■ Test Setup Photo (Top)







■ Test Setup Photo (Bottom)



■ Test Setup Photo (Front)





■ Test Setup Photo (Rear)





■ Test Setup Photo (Right)





■ Test Setup Photo (Left)

