



Installation Manual

M8 PayTablet

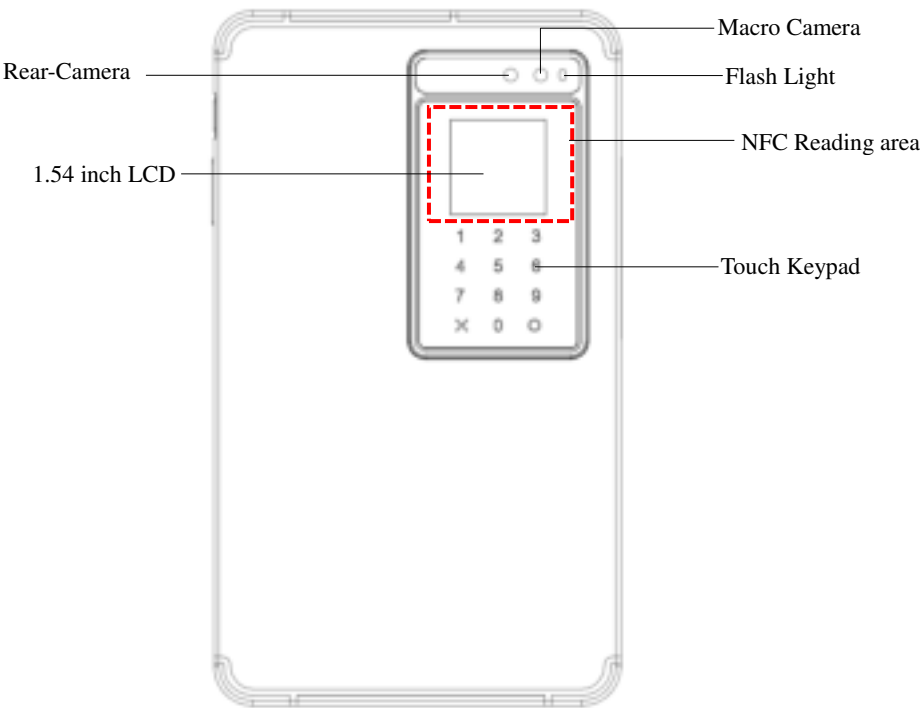
PAX TECHNOLOGY LIMITED

1. Contents Checklist

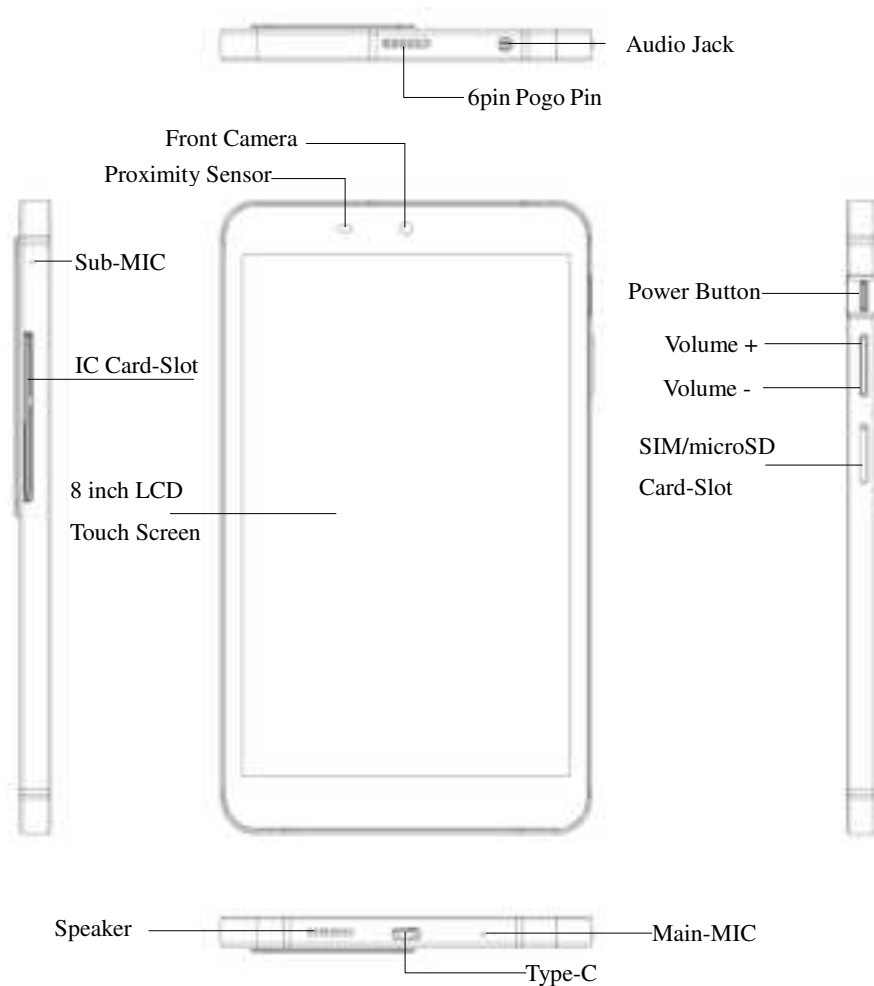
Please check the components after unpacking. If any are missing, please contact the dealer.

Name	Qty.
M8 PayTablet	1
AC Power Adapter	1
USB Cable	1
Mobile phone Card Pick-up Needle	1
Product Manual	1

2. Product Description



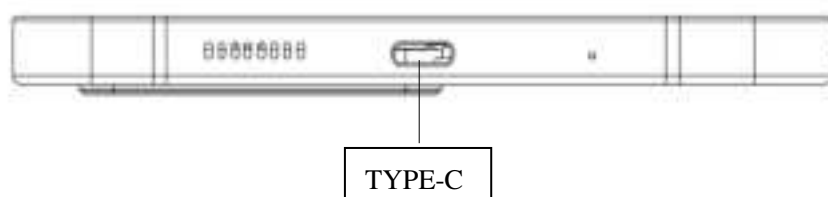
Bottom View



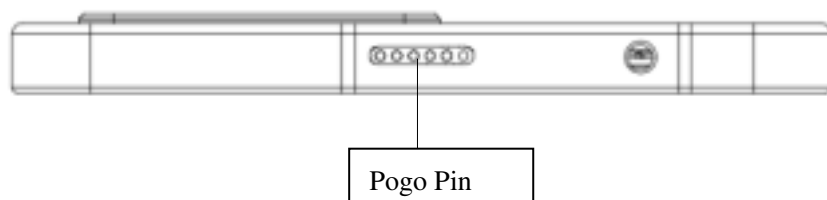
TOP View

3. Installation

TYPE_C port: Connect USB device or PC.



6pin_Pogopin port: Connect device (MSR/Barcode etc) .



SIM card (optional):

①Take the Card Pick-up Needle out of the box;

② Insert the Card Pick-up Needle into the SIM card slot;

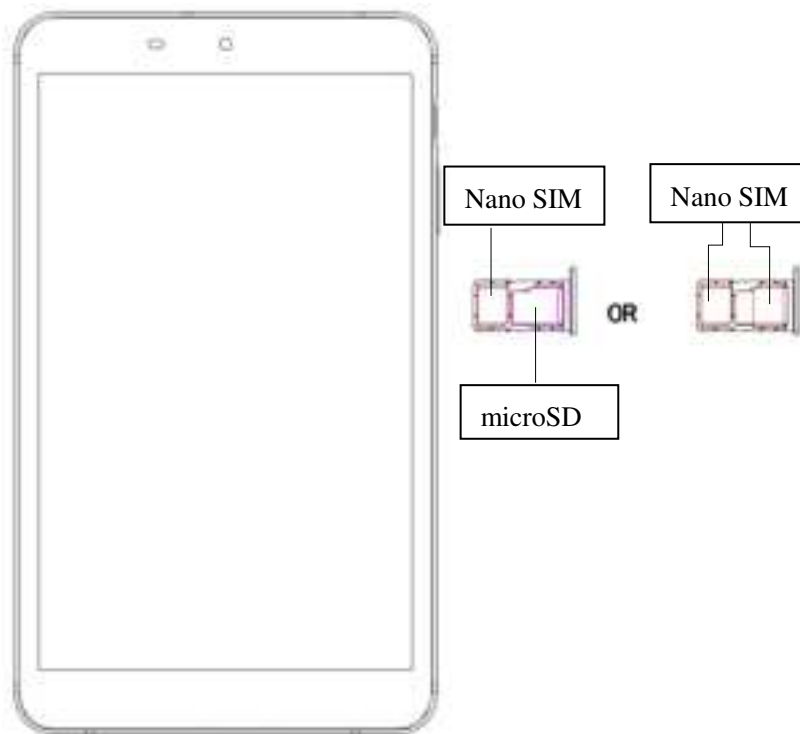
③ Insert SIM card into the pop-up card-slot.

microSD card:

① Take the Card Pick-up Needle out of the box;

② Insert the Card Pick-up Needle into the microSD card slot;

③ Insert microSD card into the pop-up card-slot.



4. Instructions

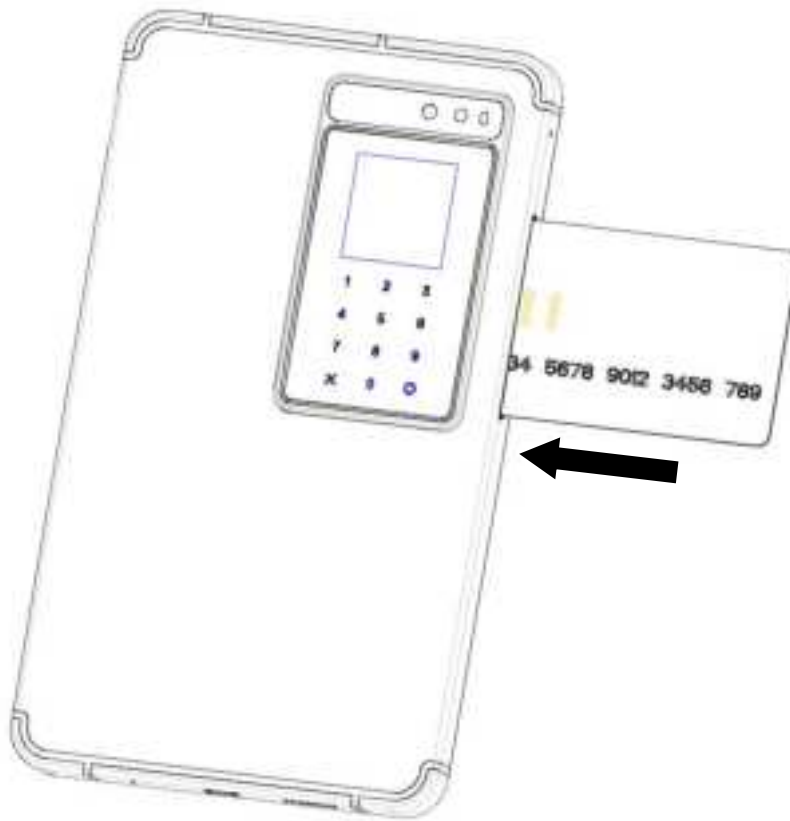
1) Power ON/OFF

Power on: press and hold the Power button for five seconds until the LCD besides, and then the terminal is being turned on.

Power off: press and hold the Power button for three seconds until the shutdown menu appears, tap **Shutdown** > **Click Shutdown**, and then “Shutting...” appears, the terminal is being turned off.


2) IC card

Place the chip face up, insert the IC card into the IC card slot, and push it to the end.



3) Swiping contactless card

Place a contactless card close to the sensor area of swiping which is at the back of the terminal.



5. Installation and Usage Tips

1) Avoid putting the terminal in direct sunlight, high temperature, moist, or dusty environment.

- 2) Forbid non-professional to repair the terminal.
- 3) Before insert the card, please check internal and around of IC card slot. When you found some suspicious objects, must report to related administrator.

Working Environment: Temperature: $-10^{\circ}\text{C} \sim 45^{\circ}\text{C}$ ($14^{\circ}\text{F} \sim 113^{\circ}\text{F}$)
R.H.:5%~96% (non-condense)

Storage Environment: Temperature: $-20^{\circ}\text{C} \sim 70^{\circ}\text{C}$ ($-4^{\circ}\text{F} \sim 158^{\circ}\text{F}$)
R.H.:5%~96% (non-condense)

6. Important Safety Warning

- 1) Do not place the terminal/battery under direct sunlight, high temperature, smoke, dust, and damp environment.
- 2) Not allowed to place battery in fire, disassemble, drop, squeeze, or modify battery to avoid having foreign object insert and penetrate the battery, to avoid merge the battery into the liquid. External shock and pressure may cause battery liquid leak, overheat fire or explosion. Please keep battery away from children and animals to avoid injury or explosion.
- 3) Must stop using the battery immediately and replace with a new one if the battery expanded, bent, damaged, or overheated.
- 4) Recommend using the equipped power adaptor or use a 3rd. party power adaptor that its specifications match the device equipped power adaptor and meets the country/local region regulations and international and regional safety standards. Non-compatible power supply, charger or battery may cause fire, explosion and other dangerous.
- 5) Battery charging time can not be more than 24 hours. Please charge the battery when the battery level is too low. If the battery is not being used for a long time to avoid battery over charge and discharge damage, please charge the battery once every six months.
- 6) Recommend replacing the battery after two-years continuous use.
- 7) Please dispose the device, battery, and its accessories according to the local regulations. They can not be disposed as household waste. Improper dispose the battery may cause battery explosion.

7. Icons



Do not throw away, need professional recycling.



Class II Equipment



For indoor use only



Energy Efficiency Marking



AC voltage



DC voltage



Trademark notice:

“microSD logo is a trademark of SD-3C LLC.”

For this device, the highest reported SAR value for usage near the body is 1.34 W/kg.

The full text of the EU declaration of conformity is available at the following internet address:

<https://www.pax.com.cn/ProductCE/index.aspx>

E-Label

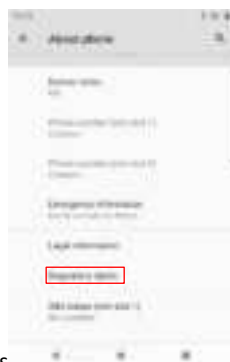
This device has E-Label, Steps to access the e-label is Setting—About phone---Regulatory labels.



1、Click--Setting



2、Click--About phone



3、Click--Regulatory labels



4、Content

FCC compliance statement

This device complies with Part 15 of the FCC Rules. Operation is subject to the following two conditions: (1) this device may not cause harmful interference, and (2) this device must accept any interference received, including interference that may cause undesired operation.

changes or modifications not expressly approved by the party responsible for compliance could void the user's authority to operate the equipment.

This equipment has been tested and found to comply with the limits for a Class B digital device, pursuant to Part 15 of the FCC Rules. These limits are designed to provide reasonable protection against harmful interference in a residential installation. This equipment generates, uses and can radiate radio frequency energy and, if not installed and used in accordance with the instructions, may cause harmful interference to radio communications. However, there is no guarantee that interference will not occur in a particular installation.

If this equipment does cause harmful interference to radio or television reception, which can be determined by turning the equipment off and on, the user is encouraged to try to correct the interference by one or more of the following measures:

- Reorient or relocate the receiving antenna.
- Increase the separation between the equipment and receiver.
- Connect the equipment into an outlet on a circuit different from that to which the receiver is connected.
- Consult the dealer or an experienced radio/TV technician for help.

FCC SAR statement

This equipment complies with FCC radiation exposure limits set forth for an uncontrolled environment. End user must follow the specific operating instructions for satisfying RF exposure compliance. This transmitter must not be co-located or operating in conjunction with any other antenna or transmitter.

The portable device is designed to meet the requirements for exposure to radio waves established by the Federal Communications Commission (USA). These requirements set a SAR limit of 1.6 W/kg averaged over one gram of tissue. The highest SAR value reported under this standard during product certification for use when properly worn on the body

ISED compliance statement

This device contains licence-exempt transmitter(s)/receiver(s) that comply with Innovation, Science and Economic Development Canada's licence-exempt RSS(s). Operation is subject to the following two conditions:

- (1) This device may not cause interference.
- (2) This device must accept any interference, including interference that may cause undesired operation of the device.

L'émetteur/récepteur exempt de licence contenu dans le présent appareil est conforme aux CNR d'Innovation, Sciences et Développement économique Canada applicables aux appareils radio exempts de licence.

L'exploitation est autorisée aux deux conditions suivantes :

- (1) L'appareil ne doit pas produire de brouillage;
- (2) L'appareil doit accepter tout brouillage radioélectrique subi, même si le brouillage est susceptible d'en compromettre le fonctionnement.

The user manual for LE-LAN devices shall contain instructions related to the restrictions mentioned in the above sections, namely that:

- i. the device for operation in the band 5150–5250 MHz is only for indoor use to reduce the potential for harmful interference to co-channel mobile satellite systems;
 - ii. where applicable, antenna type(s), antenna models(s), and worst-case tilt angle(s) necessary to remain compliant with the e.i.r.p. elevation mask requirement set forth in section 6.2.2.3 shall be clearly indicated.
-
- i. le dispositif utilisé dans la bande 5150-5250 MHz est réservé à une utilisation en intérieur afin de réduire le risque de brouillage préjudiciable aux systèmes mobiles par satellite dans le même canal;
 - ii. èle (s) d'antenne et l'angle (s) d'inclinaison le plus défavorable nécessaire (s) pour rester conforme (e) au p.e. L'exigence relative au masque d'élévation énoncée à la section 6.2.2.3 doit être clairement indiquée.

IC SAR statement

This equipment complies with ISED radiation exposure limits set forth for an uncontrolled environment. End user must follow the specific operating instructions for satisfying RF exposure compliance. This transmitter must not be co-located or operating in conjunction with any other antenna or transmitter.

The portable device is designed to meet the requirements for exposure to radio waves established by the ISED.

These requirements set a SAR limit of 1.6 W/kg averaged over one gram of tissue. The highest SAR value reported under this standard during product certification for use when properly worn on the body.

Cet équipement est conforme aux limites d'exposition aux rayonnements ISED établies pour un environnement non contrôlé. L'utilisateur final doit suivre les instructions spécifiques pour satisfaire les normes. Cet émetteur ne doit pas être co-implanté ou fonctionner en conjonction avec toute autre antenne ou transmetteur.

Le dispositif portable est conçu pour répondre aux exigences d'exposition aux ondes radio établie par le développement énergétique DURABLE. Ces exigences un SAR limite de 1,6 W/kg en moyenne pour un gramme de tissu. La valeur SAR la plus élevée signalée en vertu de cette norme lors de la certification de produit à utiliser lorsqu'il est correctement porté sur le corps.