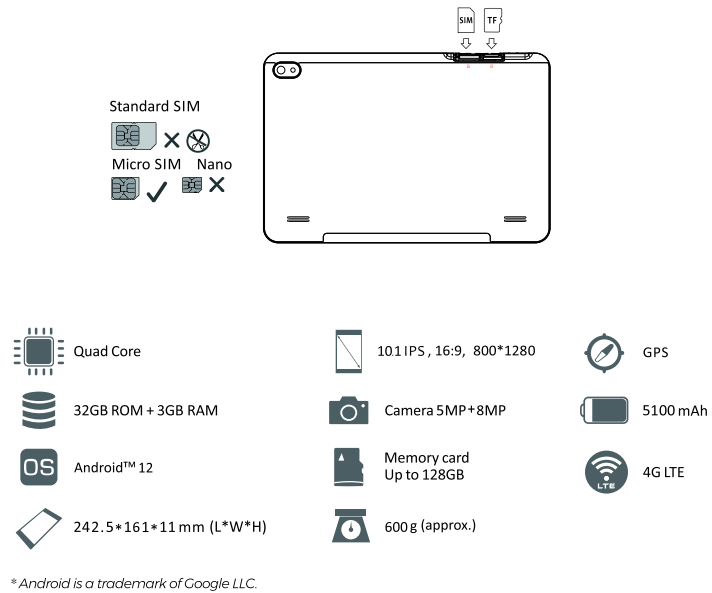
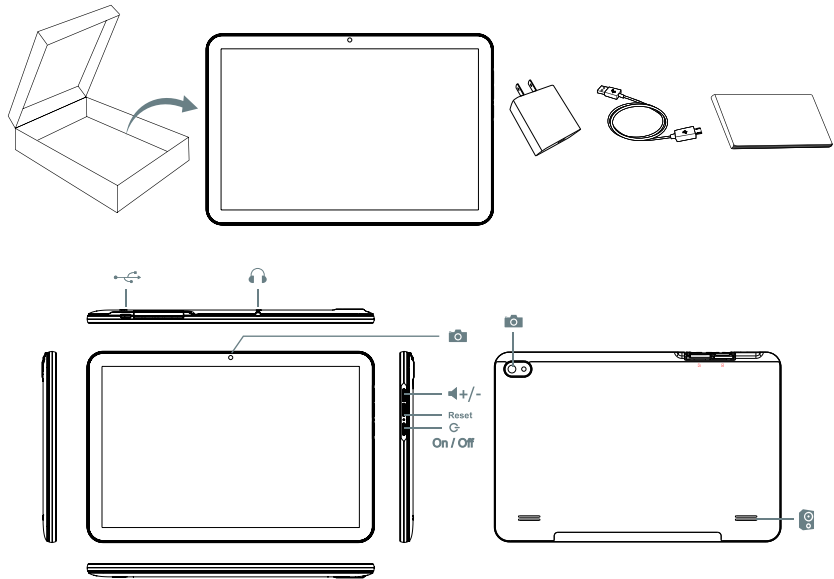



Front

Quick Start Guide

10.1 inch Quad Core 4G Tablet PC




 Congratulations on your purchase and welcome to ROVER. Enjoy your Rover Tablet with Android 12.

Connect to the Internet

Connect to the Internet either via a Wi-Fi network or your mobile operator's data connection.

Connect to a wireless network

1. Tap **Settings** on the Home screen or list menu , and turn on **Wi-Fi**.
2. Any detected Wi-Fi networks will be listed. Tap to select the desired Wi-Fi network.
3. Tap **Connect**. Enter the network password if required.

Turn on data connection

1. Tap **Settings** > **SIM cards** > **Data Switch**
2. Turn on data connection.

Home screen

Tap and hold the blank space on the home screen to call out the options. It allows you to change wallpapers and add widgets.

Tap list menu to view all apps.

Use the notifications panel

Slide down from the top middle of the screen to open the notifications panel. When you get a new notification, you can open it to see what event or new info you have received.

Use quick settings

Slide down from the top middle of the screen to open the quick settings tab. It allows you to easily turn on and off airplane mode, Wi-Fi, and other functions. It also provides a shortcut to set the brightness, lock screen auto orientation, and access the system settings.

Manage your apps

Open an app

On the Home screen or list menu, tap an app icon to open it.

Add an app icon to your Home screen

In the list menu, tap and hold an app, and drag it to the right place on the Home screen.

Remove an app

Tap and hold the app, drag it to the remove icon at the top, and release after the icon turns red.

Create a folder

Combine several app icons together by dragging one app over another.

Warranty and limited liability

This product is sold with a limited warranty and specific remedies are available to the original purchaser in the event the product fails to conform to the limited warranty.

Manufacturer shall not be liable for any special, incidental or consequential damages, even if informed of the possibility thereof in advance.

Warnings and safety precautions

Warning

- To prevent fire or shock hazard, do not expose your device to rain or moisture.
- Do not allow the device to come in close contact with a flame.
- Do not put, store or leave your device in or near sources of heat, in direct strong sunlight, in a high temperature location, in a pressurized container or in a microwave oven.
- When using this device, obey all laws and respect local customs, privacy and legitimate rights of others, including copyrights.

Safety

Handle your device with care

- Keep your product away from any sources of humidity. Do not manipulate your device with wet hands. Any damage done to the device due to its contact with water voids your warranty.
 - Do not use or store your device in dusty or dirty areas.
 - Do not use or store your device in extreme temperatures.
- Environmental requirements:
Operating temperature: 32° to 95° F (0° to 35° C)
Nonoperating temperature: -4° to 113° F (-20° to 45° C)
- Do not drop, knock, or shake the device. Rough handling can break it.
 - Do not paint your device. Paint can prevent proper operation.

Driving and walking safely

- You are responsible for knowing and obeying the laws and regulations regarding the use of wireless devices in the areas where you drive.
- Ensure that your device and its accessories do not block any air bags or other security devices fitted in your car.
- Do not use your device while walking or engaging in any activity that requires your full attention.

Avoid interference with other electronic products

- Keep the device away from magnets or magnetic fields.
- Your device radiates radio frequency (RF) signals that could interfere with the functioning of other electronic devices, such as pacemakers, hearing aids, or medical devices. Contact the manufacturer of the equipment to resolve any possible interference problems.

Small children

- Keep your device and its accessories out of the reach of small children. Small parts may cause choking or serious injury if swallowed.

Caution

Only certified technicians are qualified to repair your device

In calling upon nonqualified persons to repair your product, you run the risk of damaging your device and voiding your warranty.

Use only accessories that are Rover branded or certified by manufacturer

The use of incompatible accessories with the device, such as batteries and charger, can cause injury or damage your device.

Battery and charger caution

This device is equipped with a Lithium-ion or Lithium-ion polymer battery.

- Risk of explosion if battery is replaced by an incorrect type.
- Do not pierce, open, disassemble the battery, or use it in a humid and/

- or corrosive environment. If a battery leaks, do not let liquid touch skin or eyes. If this happens, immediately flush the affected areas with water, or seek medical help.
- Do not expose the battery to temperatures over 45°C (113°F).
 - Do not dispose of batteries in a fire as they may explode. Obey local regulations. Recycle when possible.
 - Be careful to never crush or perforate the battery. Avoid exposing the battery to high external pressure which could provoke an internal short-circuit and overheating.

Avoiding hearing damage



To prevent possible hearing damage, do not listen at high volume levels for long periods.

Disposal and recycling

Correct disposal of the product

This product contains substances that are potentially dangerous to the environment and to human health. Therefore, you should hand it over to the applicable collection point for the recycling.

Correct disposal of the batteries

If your product contains a detachable battery pack, you should only dispose of it in a designated collection point for used batteries.

Copyright and trademark notice

This document, the content of this device and any preloaded material, including logos, graphics, sounds, images, video, texts, elements of design, software embodied in this product and documentation (manuals, illustrations, related documents, etc.) are the copyrighted works and could not be copied, modified or distributed in whole or in part without permission of the respective copyright holders.

FCC Warning

This device complies with part 15 of the FCC Rules. Operation is subject to the following two conditions:

- (1) This device may not cause harmful interference, and
- (2) this device must accept any interference received, including interference that may cause undesired operation.

Any Changes or modifications not expressly approved by the party responsible for compliance could void the user's authority to operate the equipment.

Note: This equipment has been tested and found to comply with the limits for a Class B digital device, pursuant to part 15 of the FCC Rules. These limits are designed to provide reasonable protection against harmful interference in a residential installation. This equipment generates uses and can radiate radio frequency energy and, if not installed and used in accordance with the instructions, may cause harmful interference to radio communications. However, there is no guarantee that interference will not occur in a particular installation. If this equipment does cause harmful interference to radio or television reception, which can be determined by turning the equipment off and on, the user is encouraged to try to correct the interference by one or more of the following measures:

- Reorient or relocate the receiving antenna.
- Increase the separation between the equipment and receiver.
- Connect the equipment into an outlet on a circuit different from that to which the receiver is connected.-Consult the dealer or an experienced radio/TV technician for help.

This 10.1 inch Quad Core 4G Tablet PC meets the government's requirements for exposure to radio waves. The guidelines are based on standards that were developed by independent scientific organizations through periodic and thorough evaluation of scientific studies. The standards include a substantial safety margin designed to assure the safety of all persons regardless of age or health.

The SAR limit of USA (FCC) is 1.6 W/kg averaged over one gram of tissue. Device types: 10.1 inch Quad Core 4G Tablet PC (FCC ID: 2AP7LR10) has also been tested against this SAR limit. The highest SAR value reported under this standard during product certification when properly worn on the body is 1.510W/kg. This device was tested for typical body-worn operations with the back of the handset kept 0mm from the body. To maintain compliance with FCC RF exposure requirements, use accessories that maintain a 0mm separation distance between the user's body and the back of the handset. The use of belt clips, holsters and similar accessories should not contain metallic components in its assembly. The use of accessories that do not satisfy these requirements may not comply with FCC RF exposure requirements, and should be avoided.

Body-worn Operation

This device was tested for typical body-worn operations. To comply with RF exposure requirements, a minimum separation distance of 0mm must be maintained between the user's body and the handset, including the antenna. Third-party belt-clips, holsters, and similar accessories used by this device should not contain any metallic components. Body-worn accessories that do not meet these requirements may not comply with RF exposure requirements and should be avoided. Use only the supplied or an approved antenna.

Back