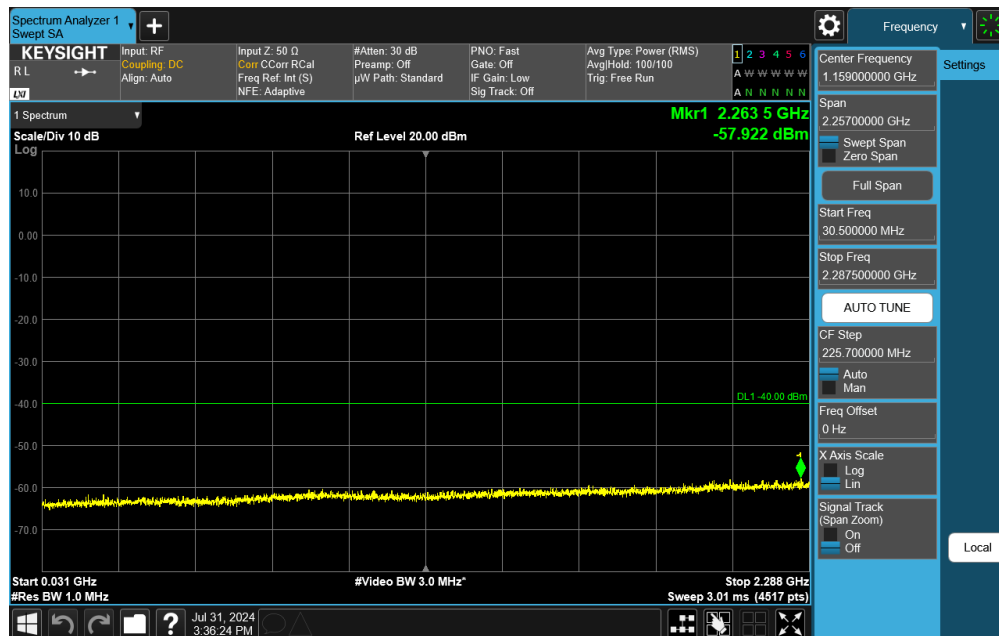


Plot 7-183. Conducted Spurious Plot (NR Band n30 - 5MHz DFT-s-OFDM QPSK – RB Size 1, RB Offset 0 – Low Channel)

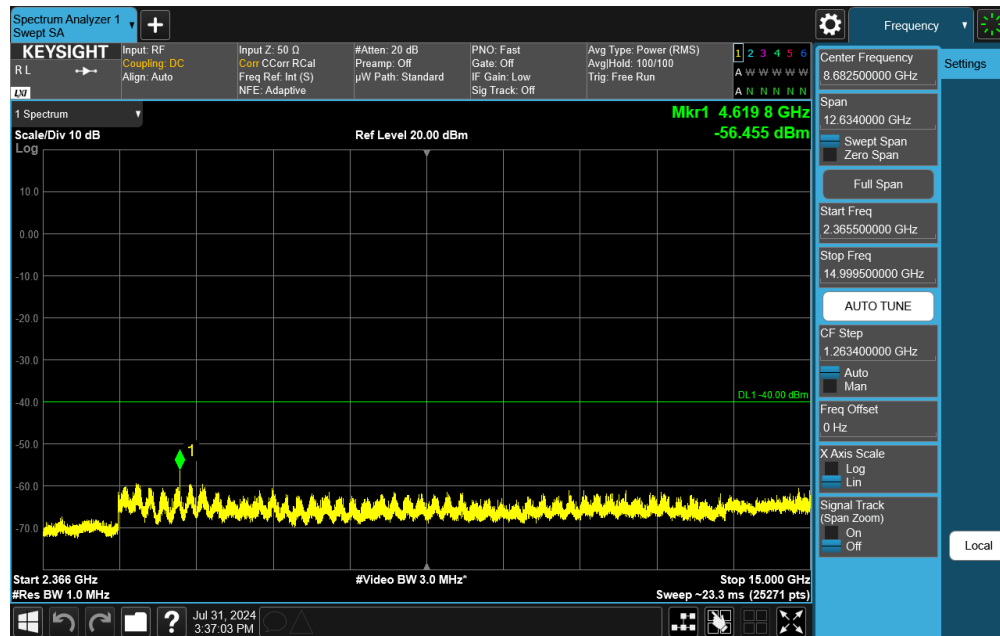


Plot 7-184. Conducted Spurious Plot (NR Band n30 - 10MHz DFT-s-OFDM QPSK – RB Size 1, RB Offset 0 – Mid Channel)

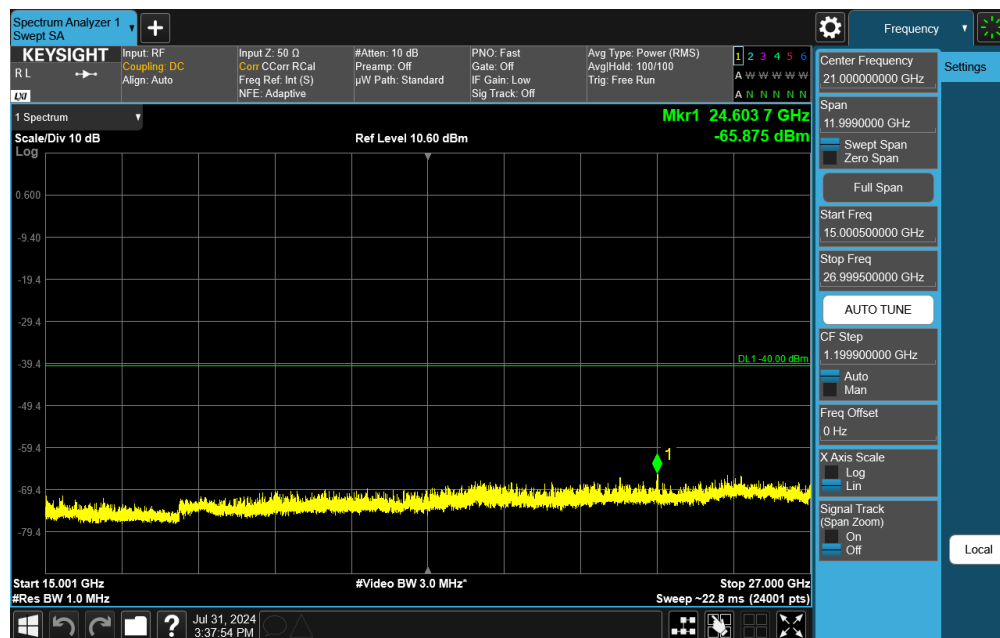
FCC ID: BCGA3267	PART 27 MEASUREMENT REPORT		Approved by: Technical Manager
Test Report S/N: 1C2410210073-10-R1.BCG	Test Dates: 7/1/2024 - 12/9/2024	EUT Type: Tablet Device	Page 113 of 427

V2.2 09/07/2023


Unless otherwise specified, no part of this report may be reproduced or utilized in any part, form or by any means, electronic or mechanical, including photocopying and microfilm, without permission in writing from Element Materials Technology. If you have any questions about this or have an enquiry about obtaining additional rights to this report or assembly of contents thereof, please contact ct.info@element.com.



Plot 7-185. Conducted Spurious Plot (NR Band n30 - 10MHz DFT-s-OFDM QPSK – RB Size 1, RB Offset 0 – Mid Channel)

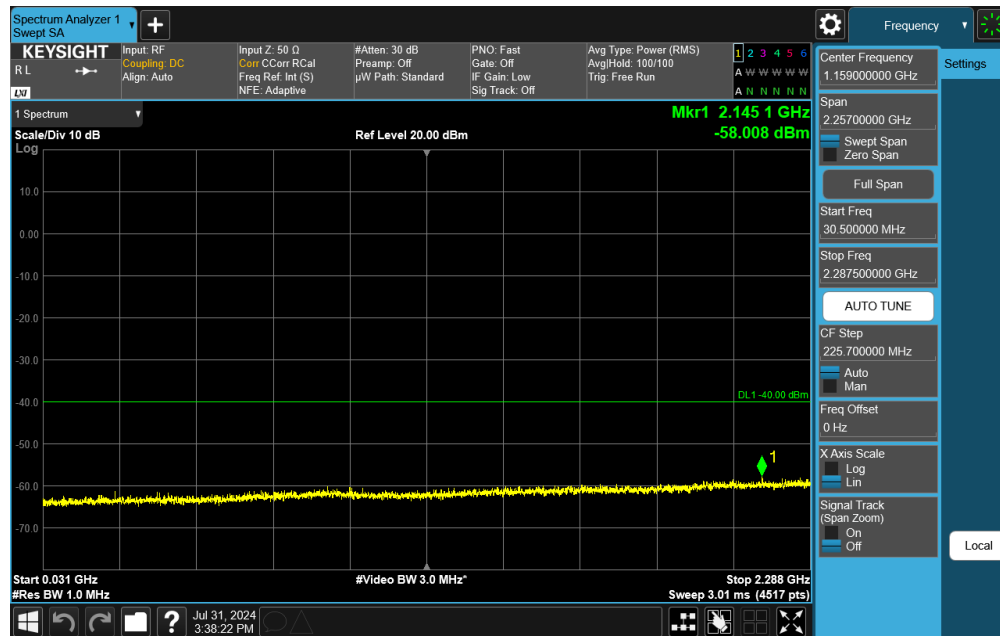


Plot 7-186. Conducted Spurious Plot (NR Band n30 - 10MHz DFT-s-OFDM QPSK – RB Size 1, RB Offset 0 – Mid Channel)

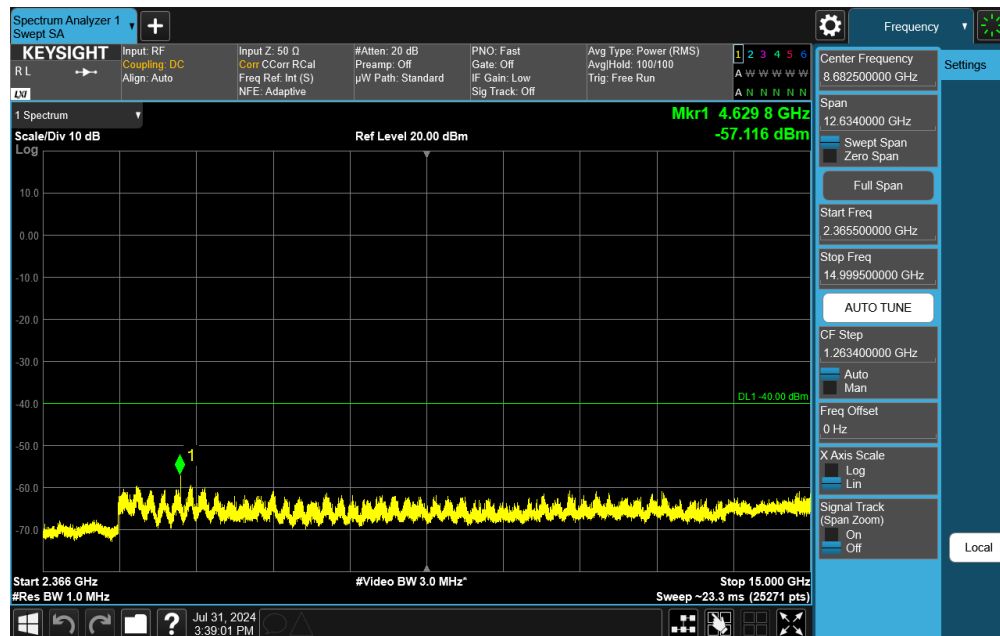
FCC ID: BCGA3267	 PART 27 MEASUREMENT REPORT		Approved by: Technical Manager
Test Report S/N: 1C2410210073-10-R1.BCG	Test Dates: 7/1/2024 - 12/9/2024	EUT Type: Tablet Device	Page 114 of 427

V2.2 09/07/2023

Unless otherwise specified, no part of this report may be reproduced or utilized in any part, form or by any means, electronic or mechanical, including photocopying and microfilm, without permission in writing from Element Materials Technology. If you have any questions about this or have an enquiry about obtaining additional rights to this report or assembly of contents thereof, please contact ct.info@element.com.



Plot 7-187. Conducted Spurious Plot (NR Band n30 - 5MHz DFT-s-OFDM QPSK – RB Size 1, RB Offset 0 – High Channel)

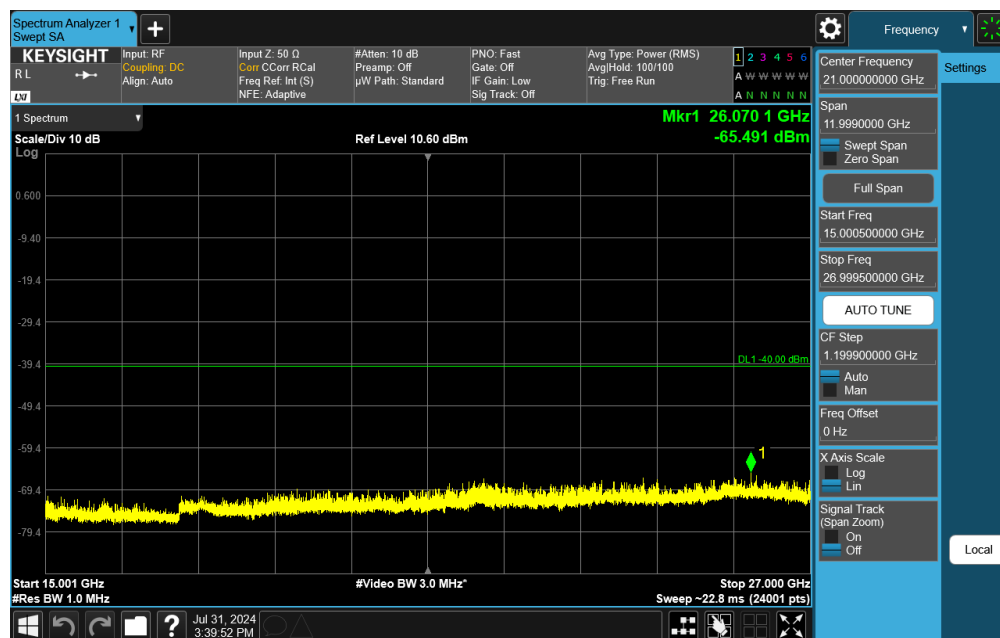


Plot 7-188. Conducted Spurious Plot (NR Band n30 - 5MHz DFT-s-OFDM QPSK – RB Size 1, RB Offset 0 – High Channel)


FCC ID: BCGA3267	<p>element</p> <p>PART 27 MEASUREMENT REPORT</p>		Approved by: Technical Manager
Test Report S/N: 1C2410210073-10-R1.BCG	Test Dates: 7/1/2024 - 12/9/2024	EUT Type: Tablet Device	Page 115 of 427

V2.2 09/07/2023

Unless otherwise specified, no part of this report may be reproduced or utilized in any part, form or by any means, electronic or mechanical, including photocopying and microfilm, without permission in writing from Element Materials Technology. If you have any questions about this or have an enquiry about obtaining additional rights to this report or assembly of contents thereof, please contact ct.info@element.com.

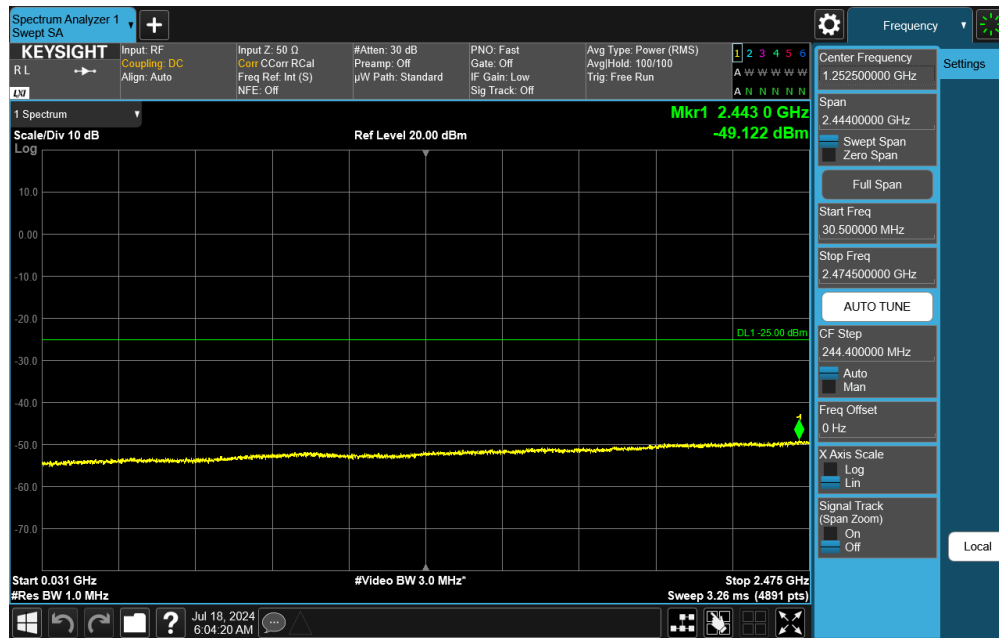


Plot 7-189. Conducted Spurious Plot (NR Band n30 - 5MHz DFT-s-OFDM QPSK – RB Size 1, RB Offset 0 – High Channel)

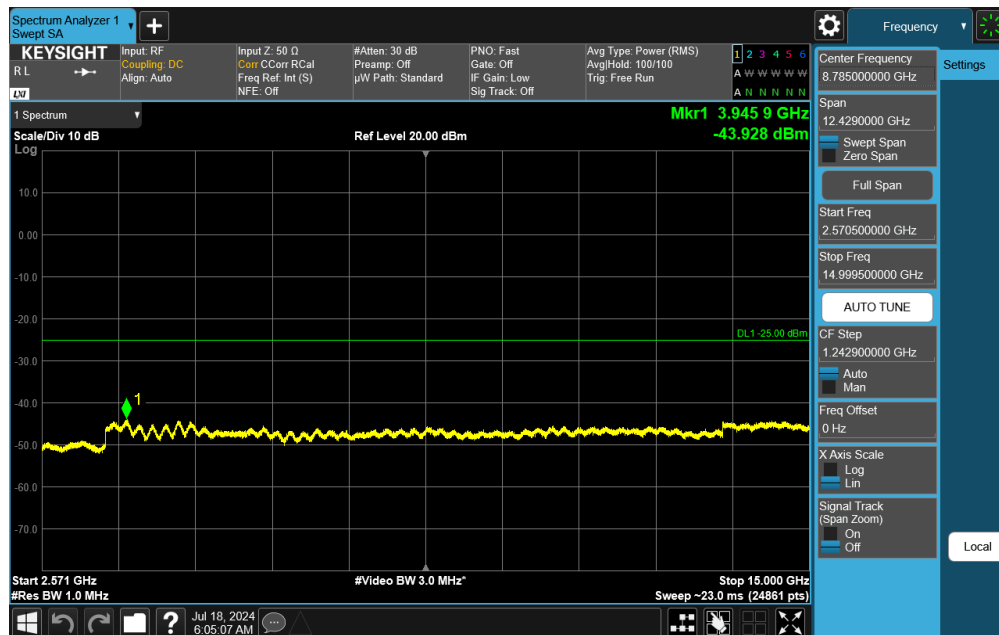
FCC ID: BCGA3267	 PART 27 MEASUREMENT REPORT		Approved by: Technical Manager
Test Report S/N: 1C2410210073-10-R1.BCG	Test Dates: 7/1/2024 - 12/9/2024	EUT Type: Tablet Device	Page 116 of 427

V2.2 09/07/2023


NR Band n7



Plot 7-190. Conducted Spurious Plot (NR Band n7 - 40MHz DFT-s-OFDM QPSK – RB Size 1, RB Offset 0 – Low Channel)

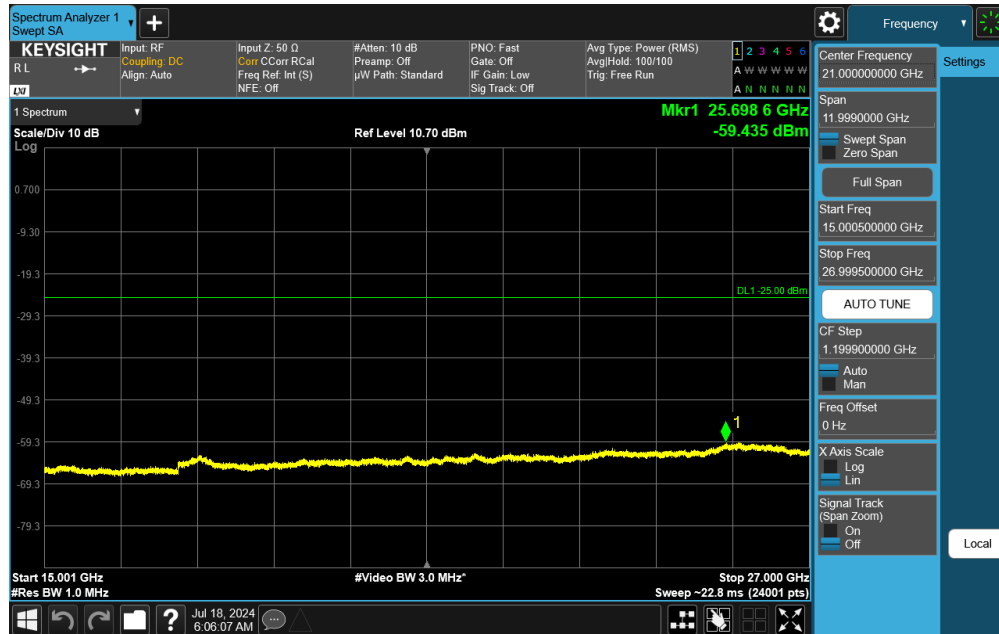


Plot 7-191. Conducted Spurious Plot (NR Band n7 - 40MHz DFT-s-OFDM QPSK – RB Size 1, RB Offset 0 – Low Channel)

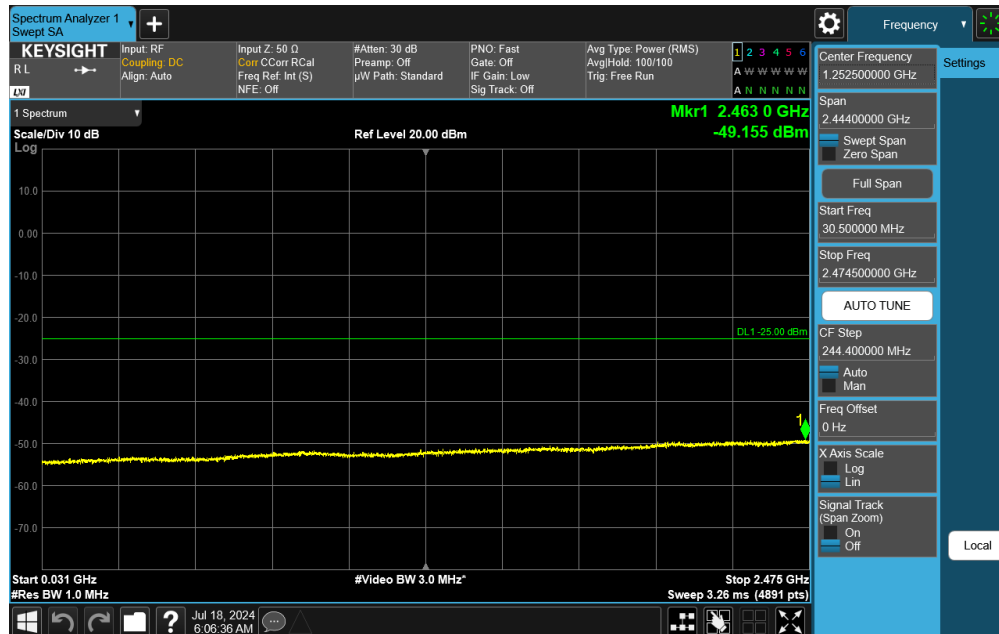
FCC ID: BCGA3267		PART 27 MEASUREMENT REPORT	Approved by: Technical Manager
Test Report S/N: 1C2410210073-10-R1.BCG	Test Dates: 7/1/2024 - 12/9/2024	EUT Type: Tablet Device	Page 117 of 427

V2.2 09/07/2023

Unless otherwise specified, no part of this report may be reproduced or utilized in any part, form or by any means, electronic or mechanical, including photocopying and microfilm, without permission in writing from Element Materials Technology. If you have any questions about this or have an enquiry about obtaining additional rights to this report or assembly of contents thereof, please contact ct.info@element.com.



Plot 7-192. Conducted Spurious Plot (NR Band n7 - 40MHz DFT-s-OFDM QPSK – RB Size 1, RB Offset 0 – Low Channel)

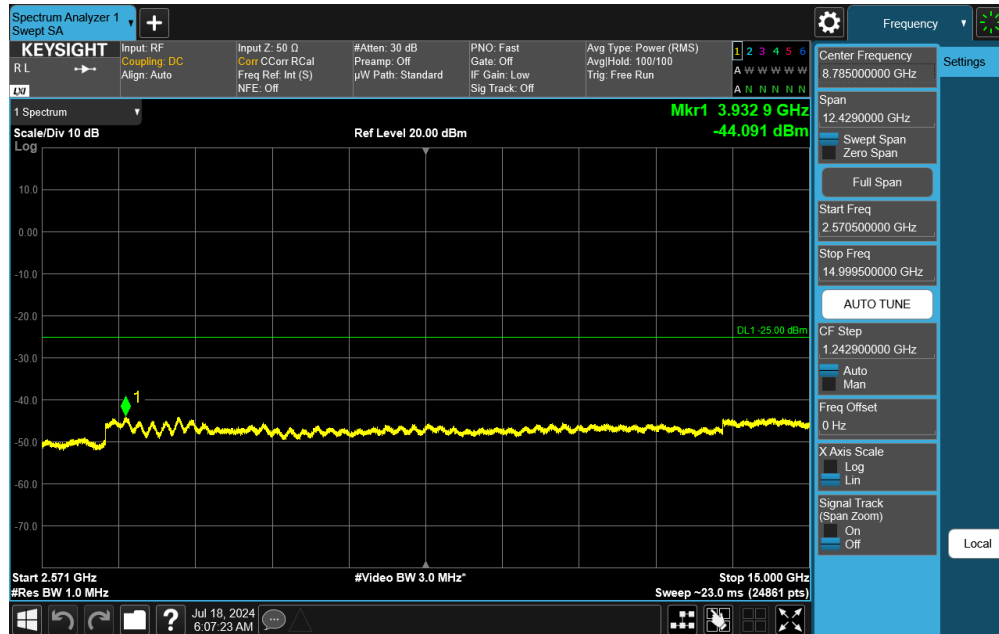


Plot 7-193. Conducted Spurious Plot (NR Band n7 - 40MHz DFT-s-OFDM QPSK – RB Size 1, RB Offset 0 – Mid Channel)

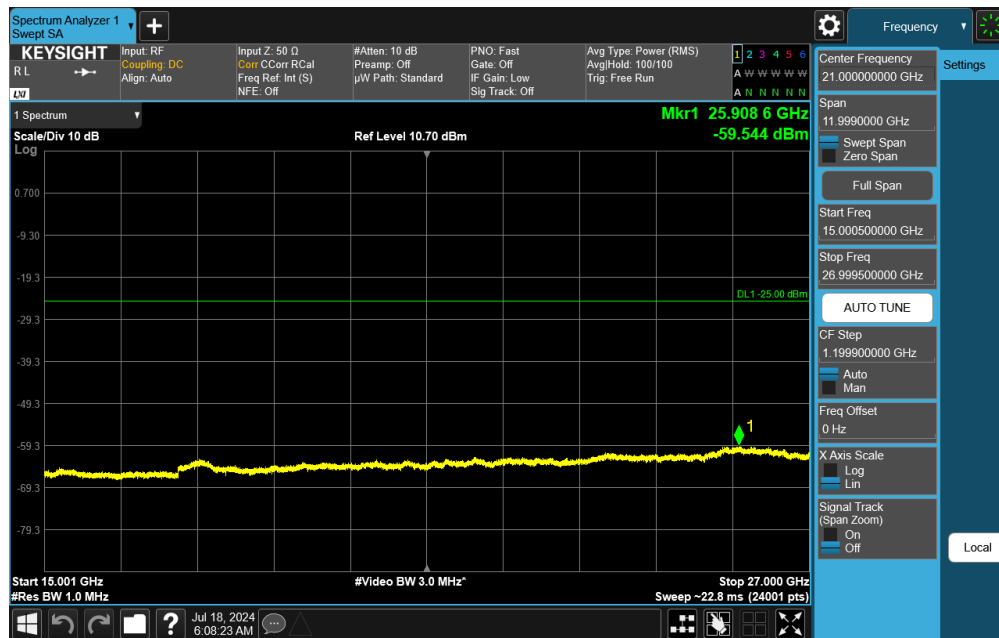
FCC ID: BCGA3267	PART 27 MEASUREMENT REPORT		Approved by: Technical Manager
Test Report S/N: 1C2410210073-10-R1.BCG	Test Dates: 7/1/2024 - 12/9/2024	EUT Type: Tablet Device	Page 118 of 427

V2.2 09/07/2023

Unless otherwise specified, no part of this report may be reproduced or utilized in any part, form or by any means, electronic or mechanical, including photocopying and microfilm, without permission in writing from Element Materials Technology. If you have any questions about this or have an enquiry about obtaining additional rights to this report or assembly of contents thereof, please contact ct.info@element.com.



Plot 7-194. Conducted Spurious Plot (NR Band n7 - 40MHz DFT-s-OFDM QPSK – RB Size 1, RB Offset 0 – Mid Channel)

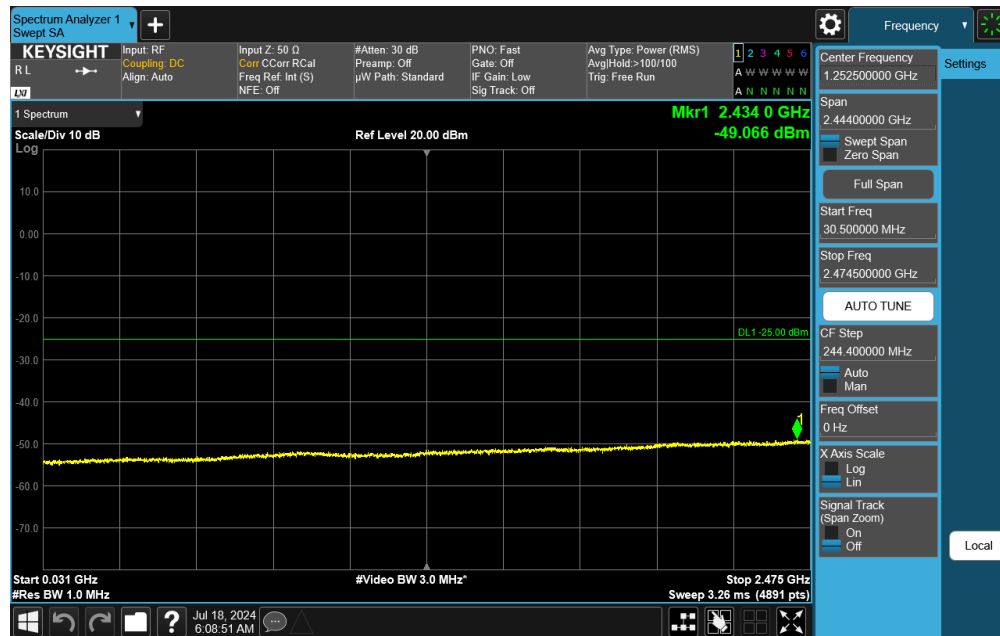


Plot 7-195. Conducted Spurious Plot (NR Band n7 - 40MHz DFT-s-OFDM QPSK – RB Size 1, RB Offset 0 – Mid Channel)

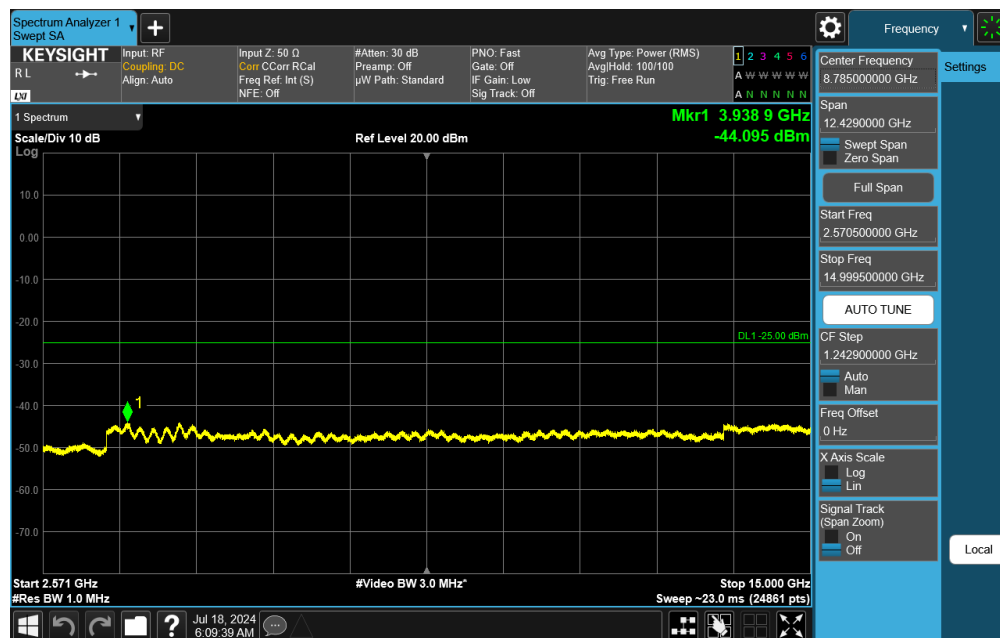
FCC ID: BCGA3267	<p>element</p> <p>PART 27 MEASUREMENT REPORT</p>		Approved by: Technical Manager
Test Report S/N: 1C2410210073-10-R1.BCG	Test Dates: 7/1/2024 - 12/9/2024	EUT Type: Tablet Device	Page 119 of 427

V2.2 09/07/2023

Unless otherwise specified, no part of this report may be reproduced or utilized in any part, form or by any means, electronic or mechanical, including photocopying and microfilm, without permission in writing from Element Materials Technology. If you have any questions about this or have an enquiry about obtaining additional rights to this report or assembly of contents thereof, please contact ct.info@element.com.



Plot 7-196. Conducted Spurious Plot (NR Band n7 - 40MHz DFT-s-OFDM QPSK – RB Size 1, RB Offset 0 – High Channel)

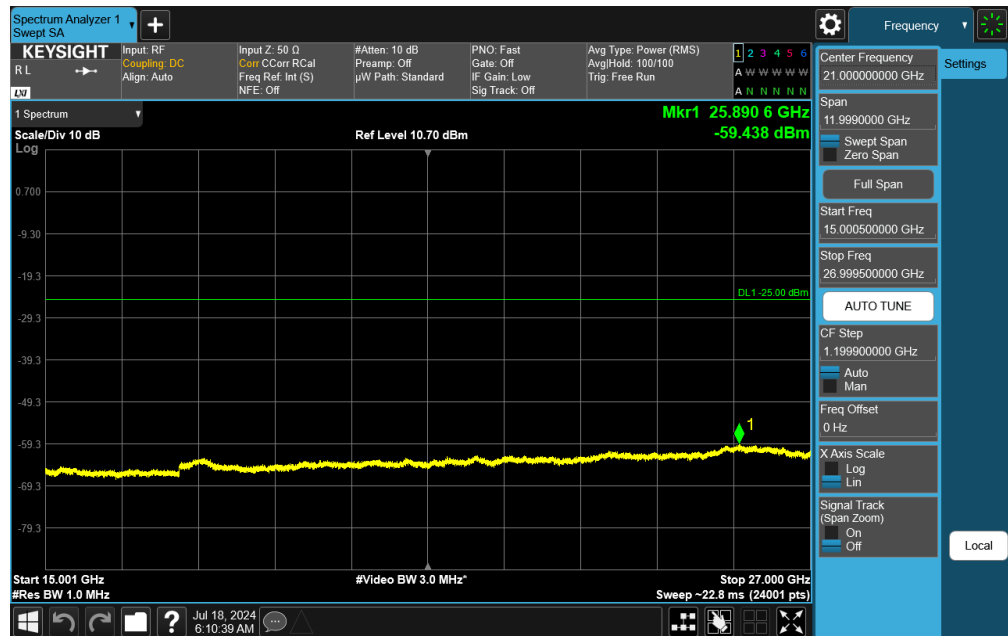


Plot 7-197. Conducted Spurious Plot (NR Band n7 - 40MHz DFT-s-OFDM QPSK – RB Size 1, RB Offset 0 – High Channel)

FCC ID: BCGA3267	PART 27 MEASUREMENT REPORT		Approved by: Technical Manager
Test Report S/N: 1C2410210073-10-R1.BCG	Test Dates: 7/1/2024 - 12/9/2024	EUT Type: Tablet Device	Page 120 of 427

V2.2 09/07/2023

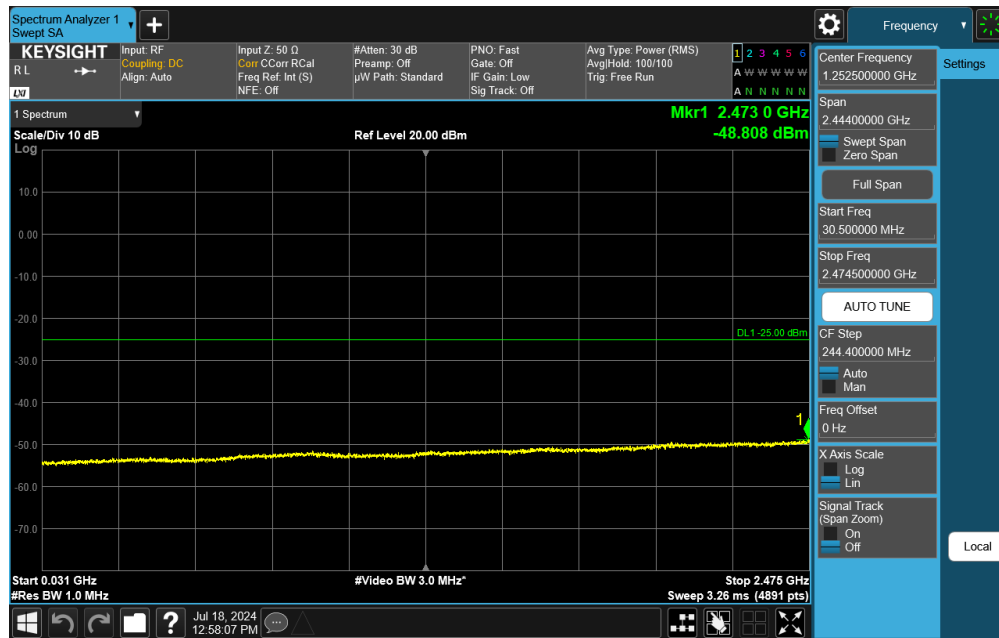
Unless otherwise specified, no part of this report may be reproduced or utilized in any part, form or by any means, electronic or mechanical, including photocopying and microfilm, without permission in writing from Element Materials Technology. If you have any questions about this or have an enquiry about obtaining additional rights to this report or assembly of contents thereof, please contact ct.info@element.com.



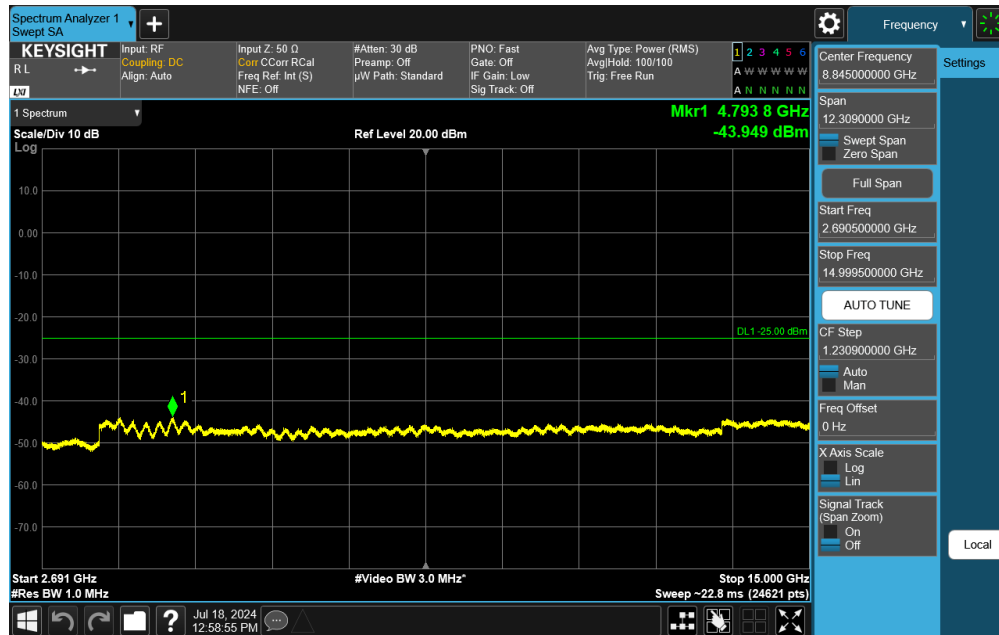
Plot 7-198. Conducted Spurious Plot (NR Band n7 - 40MHz DFT-s-OFDM QPSK – RB Size 1, RB Offset 0 – High Channel)

FCC ID: BCGA3267	element PART 27 MEASUREMENT REPORT		Approved by: Technical Manager
Test Report S/N: 1C2410210073-10-R1.BCG	Test Dates: 7/1/2024 - 12/9/2024	EUT Type: Tablet Device	Page 121 of 427


NR Band n41



Plot 7-199. Conducted Spurious Plot (NR Band n41 - 100MHz DFT-s-OFDM QPSK – RB Size 1, RB Offset 0 – Low Channel)

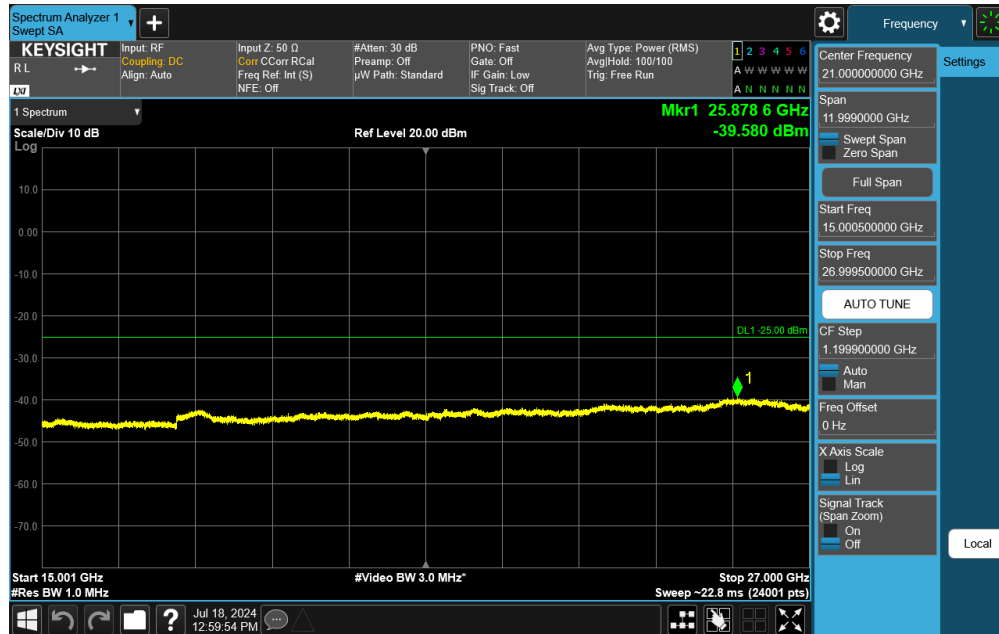


Plot 7-200. Conducted Spurious Plot (NR Band n41 - 100MHz DFT-s-OFDM QPSK – RB Size 1, RB Offset 0 – Low Channel)

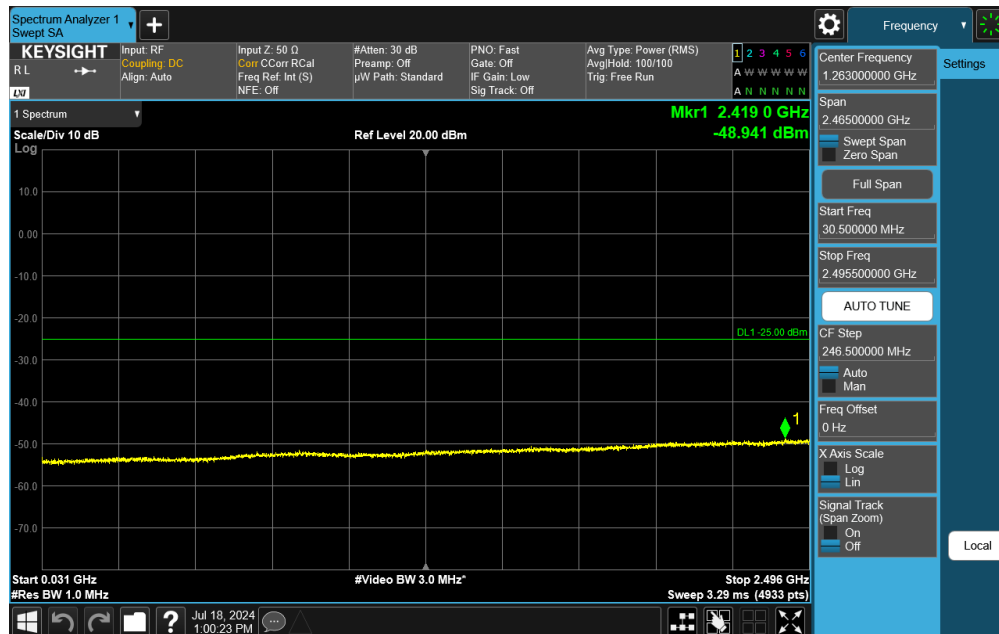
FCC ID: BCGA3267	 PART 27 MEASUREMENT REPORT		Approved by: Technical Manager
Test Report S/N: 1C2410210073-10-R1.BCG	Test Dates: 7/1/2024 - 12/9/2024	EUT Type: Tablet Device	Page 122 of 427

V2.2 09/07/2023


Unless otherwise specified, no part of this report may be reproduced or utilized in any part, form or by any means, electronic or mechanical, including photocopying and microfilm, without permission in writing from Element Materials Technology. If you have any questions about this or have an enquiry about obtaining additional rights to this report or assembly of contents thereof, please contact ct.info@element.com.



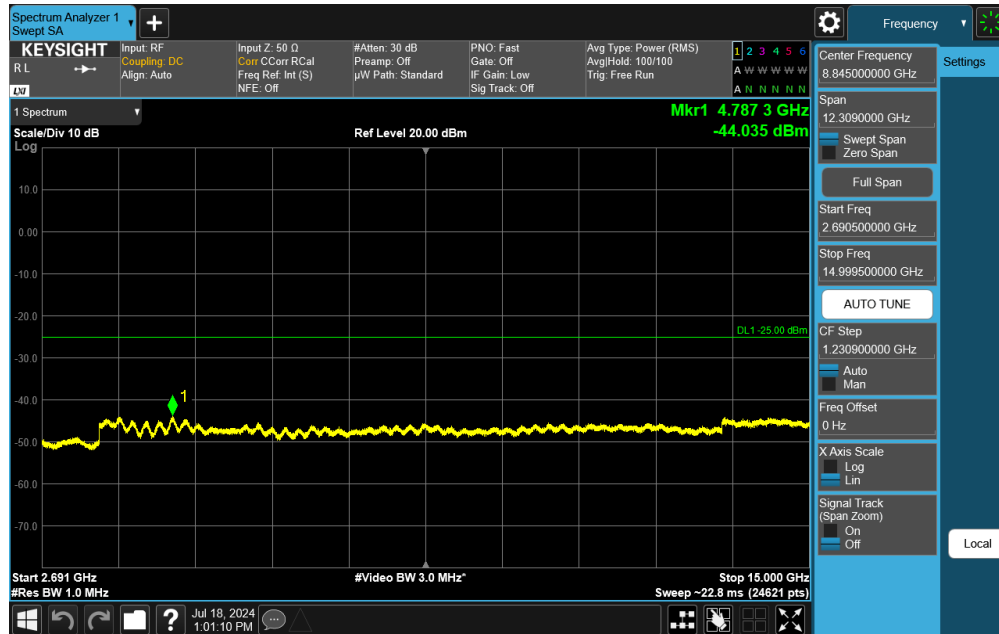
Plot 7-201. Conducted Spurious Plot (NR Band n41 - 100MHz DFT-s-OFDM QPSK – RB Size 1, RB Offset 0 – Low Channel)



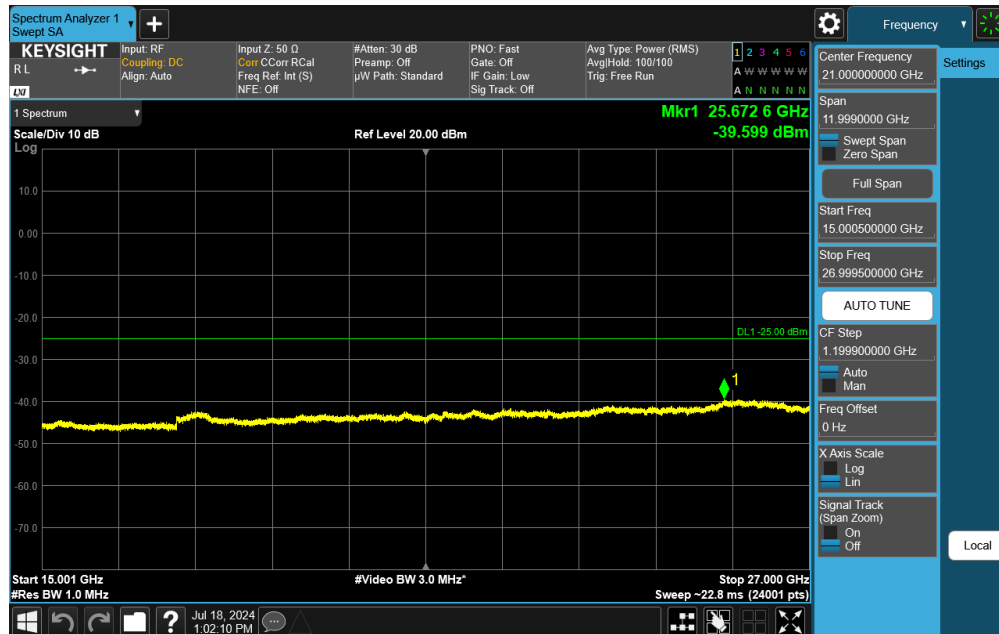
Plot 7-202. Conducted Spurious Plot (NR Band n41 - 100MHz DFT-s-OFDM QPSK – RB Size 1, RB Offset 0 – Mid Channel)

FCC ID: BCGA3267	 PART 27 MEASUREMENT REPORT		Approved by: Technical Manager
Test Report S/N: 1C2410210073-10-R1.BCG	Test Dates: 7/1/2024 - 12/9/2024	EUT Type: Tablet Device	Page 123 of 427

V2.2 09/07/2023



Plot 7-203. Conducted Spurious Plot (NR Band n41 - 100MHz DFT-s-OFDM QPSK – RB Size 1, RB Offset 0 – Mid Channel)

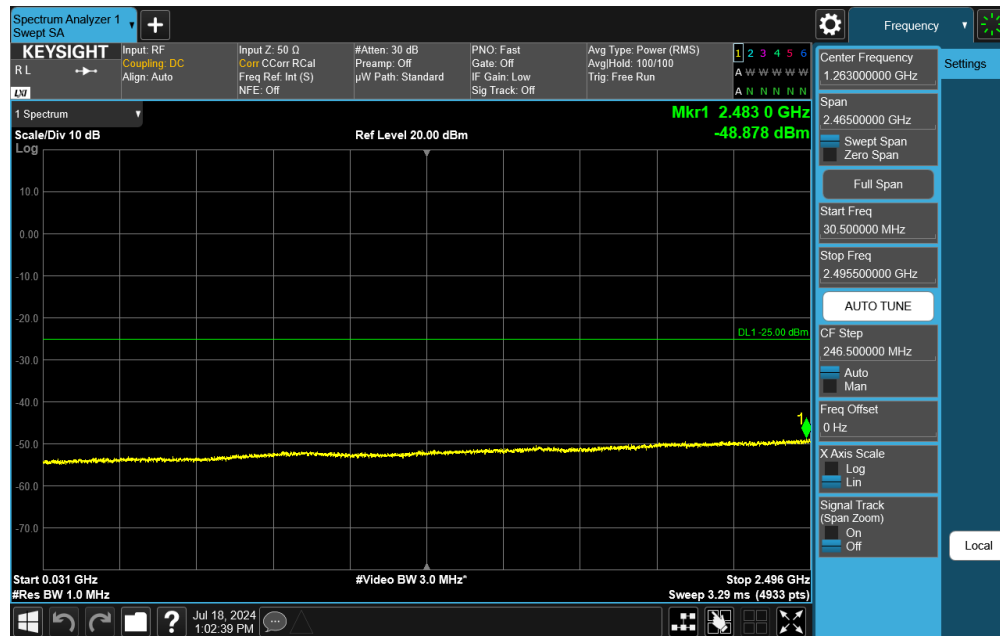


Plot 7-204. Conducted Spurious Plot (NR Band n41 - 100MHz DFT-s-OFDM QPSK – RB Size 1, RB Offset 0 – Mid Channel)

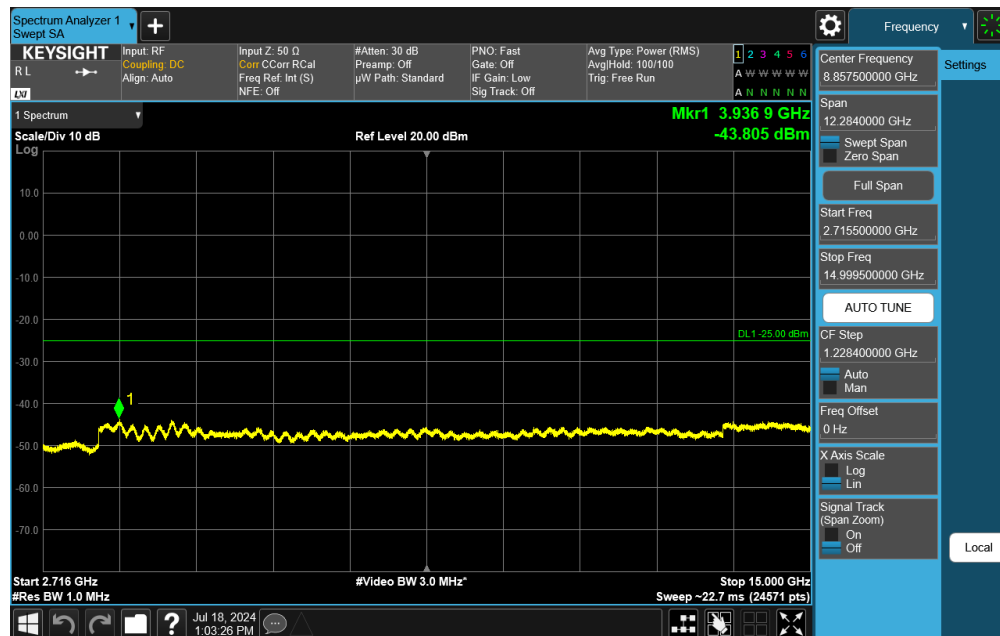
FCC ID: BCGA3267	PART 27 MEASUREMENT REPORT		Approved by: Technical Manager
Test Report S/N: 1C2410210073-10-R1.BCG	Test Dates: 7/1/2024 - 12/9/2024	EUT Type: Tablet Device	Page 124 of 427

V2.2 09/07/2023

Unless otherwise specified, no part of this report may be reproduced or utilized in any part, form or by any means, electronic or mechanical, including photocopying and microfilm, without permission in writing from Element Materials Technology. If you have any questions about this or have an enquiry about obtaining additional rights to this report or assembly of contents thereof, please contact ct.info@element.com.



Plot 7-205. Conducted Spurious Plot (NR Band n41 - 100MHz DFT-s-OFDM QPSK – RB Size 1, RB Offset 0 – High Channel)

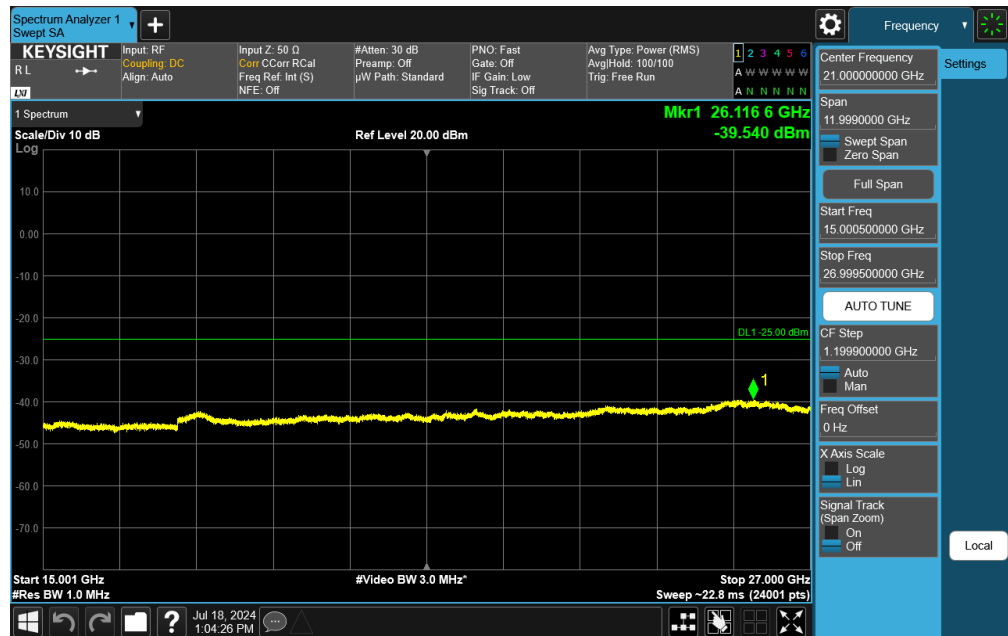


Plot 7-206. Conducted Spurious Plot (NR Band n41 - 100MHz DFT-s-OFDM QPSK – RB Size 1, RB Offset 0 – High Channel)

FCC ID: BCGA3267	PART 27 MEASUREMENT REPORT		Approved by: Technical Manager
Test Report S/N: 1C2410210073-10-R1.BCG	Test Dates: 7/1/2024 - 12/9/2024	EUT Type: Tablet Device	Page 125 of 427

V2.2 09/07/2023

Unless otherwise specified, no part of this report may be reproduced or utilized in any part, form or by any means, electronic or mechanical, including photocopying and microfilm, without permission in writing from Element Materials Technology. If you have any questions about this or have an enquiry about obtaining additional rights to this report or assembly of contents thereof, please contact ct.info@element.com.

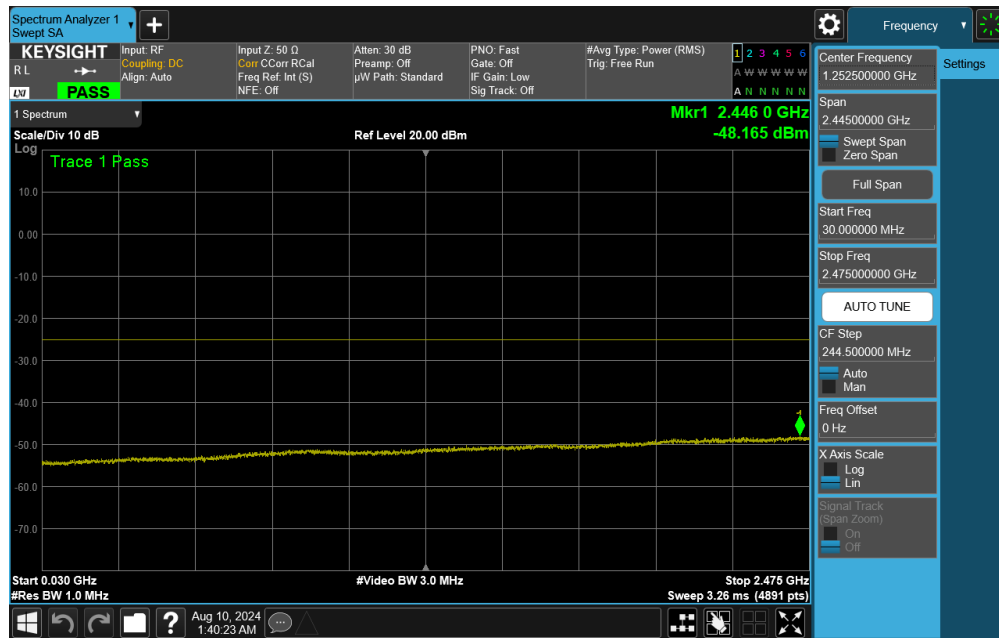


Plot 7-207. Conducted Spurious Plot (NR Band n41 - 100MHz DFT-s-OFDM QPSK – RB Size 1, RB Offset 0 – High Channel)

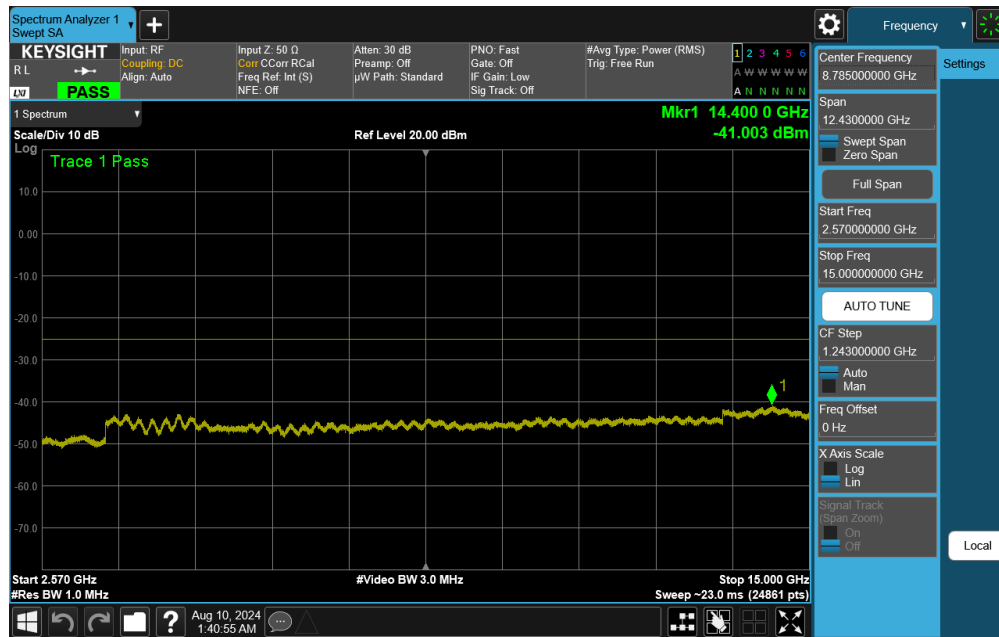
FCC ID: BCGA3267	<div><div></div>element</div> <div>PART 27 MEASUREMENT REPORT</div>		Approved by: Technical Manager
Test Report S/N: 1C2410210073-10-R1.BCG	Test Dates: 7/1/2024 - 12/9/2024	EUT Type: Tablet Device	Page 126 of 427

V2.2 09/07/2023


ULCA - LTE Band 7



Plot 7-208. Conducted Spurious Plot (ULCA LTE 7 – (20+20)MHz QPSK – RB Size 1, RB Offset 0 – Low Channel)

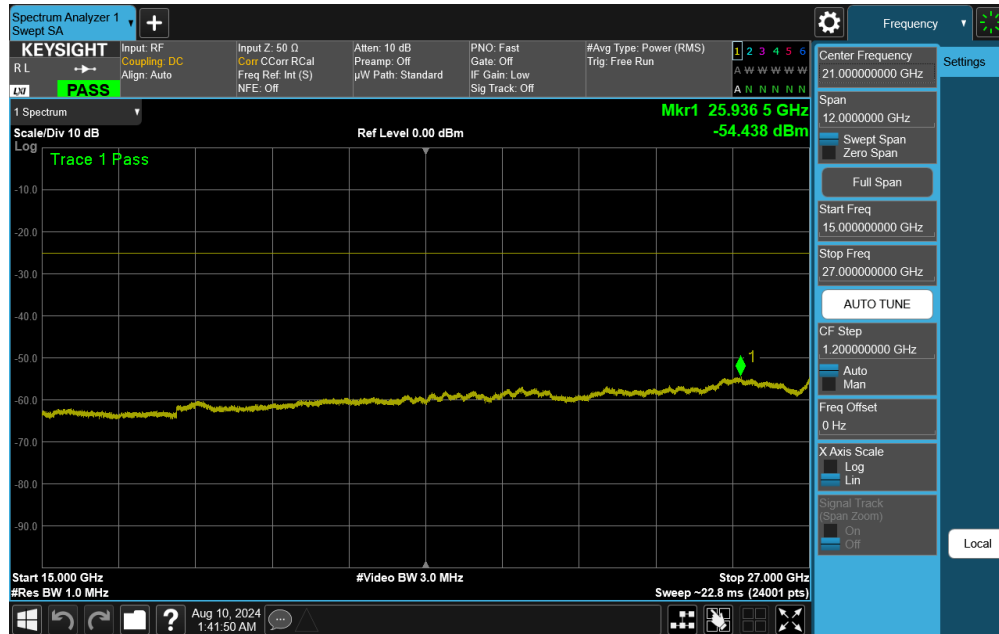


Plot 7-209. Conducted Spurious Plot (ULCA LTE 7 – (20+20)MHz QPSK – RB Size 1, RB Offset 0 – Low Channel)

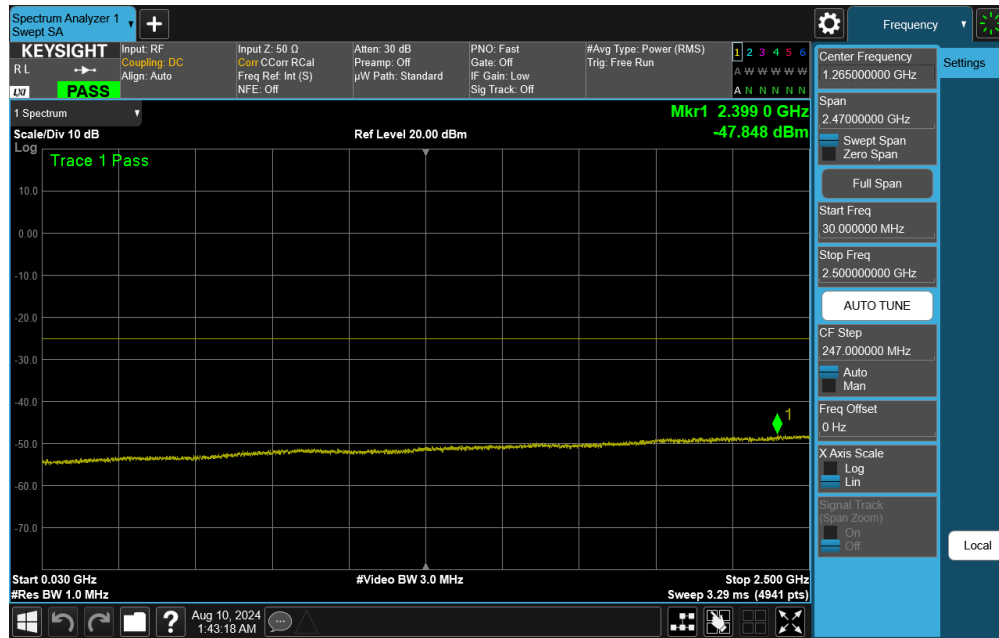
FCC ID: BCGA3267	 PART 27 MEASUREMENT REPORT		Approved by: Technical Manager
Test Report S/N: 1C2410210073-10-R1.BCG	Test Dates: 7/1/2024 - 12/9/2024	EUT Type: Tablet Device	Page 127 of 427

V2.2 09/07/2023

Unless otherwise specified, no part of this report may be reproduced or utilized in any part, form or by any means, electronic or mechanical, including photocopying and microfilm, without permission in writing from Element Materials Technology. If you have any questions about this or have an enquiry about obtaining additional rights to this report or assembly of contents thereof, please contact ct.info@element.com.



Plot 7-210. Conducted Spurious Plot (ULCA LTE 7 – (20+20)MHz QPSK – RB Size 1, RB Offset 0 – Low Channel)

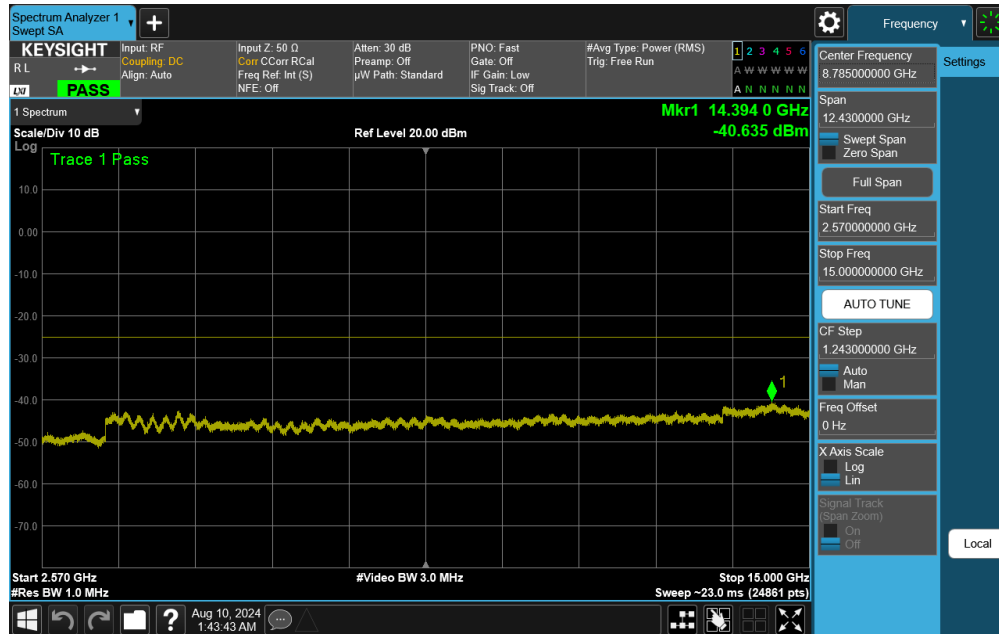


Plot 7-211. Conducted Spurious Plot (ULCA LTE 7 – (20+20)MHz QPSK – RB Size 1, RB Offset 0 – Mid Channel)

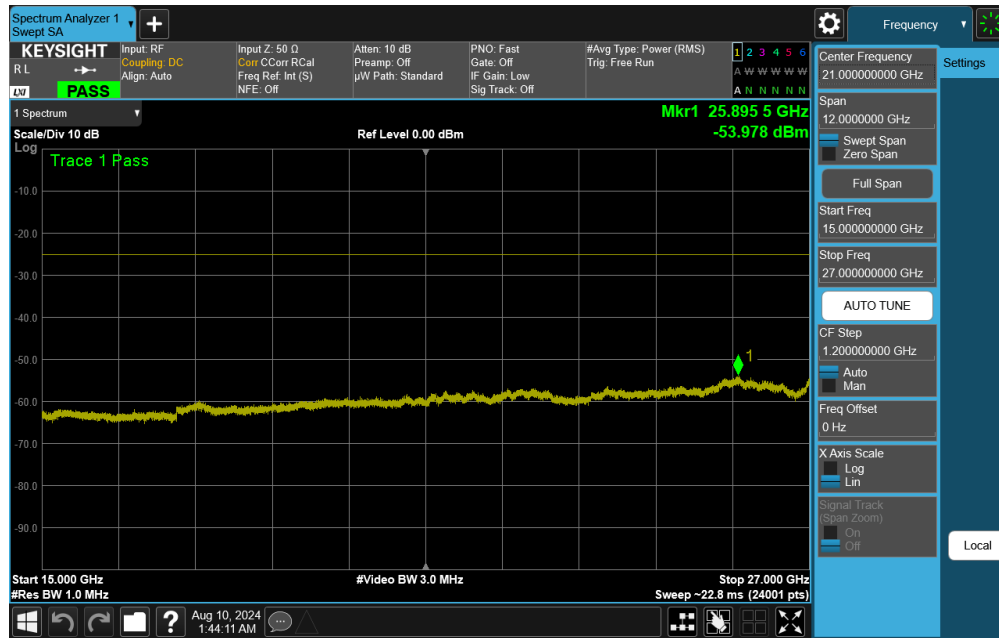
FCC ID: BCGA3267	PART 27 MEASUREMENT REPORT		Approved by: Technical Manager
Test Report S/N: 1C2410210073-10-R1.BCG	Test Dates: 7/1/2024 - 12/9/2024	EUT Type: Tablet Device	Page 128 of 427

V2.2 09/07/2023

Unless otherwise specified, no part of this report may be reproduced or utilized in any part, form or by any means, electronic or mechanical, including photocopying and microfilm, without permission in writing from Element Materials Technology. If you have any questions about this or have an enquiry about obtaining additional rights to this report or assembly of contents thereof, please contact ct.info@element.com.



Plot 7-212. Conducted Spurious Plot (ULCA LTE 7 – (20+20)MHz QPSK – RB Size 1, RB Offset 0 – Mid Channel)

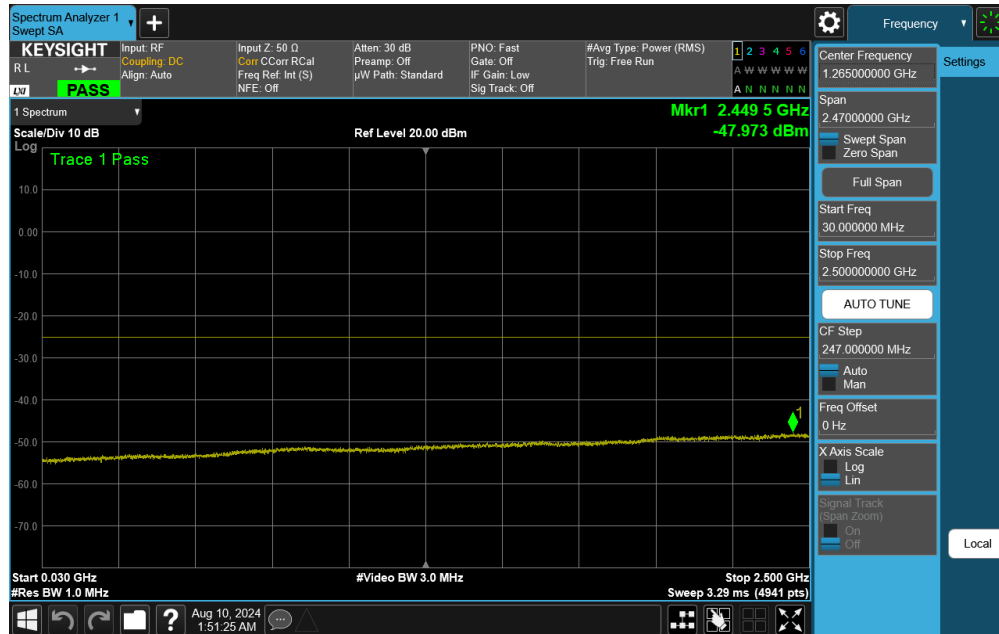


Plot 7-213. Conducted Spurious Plot (ULCA LTE 7 – (20+20)MHz QPSK – RB Size 1, RB Offset 0 – Mid Channel)

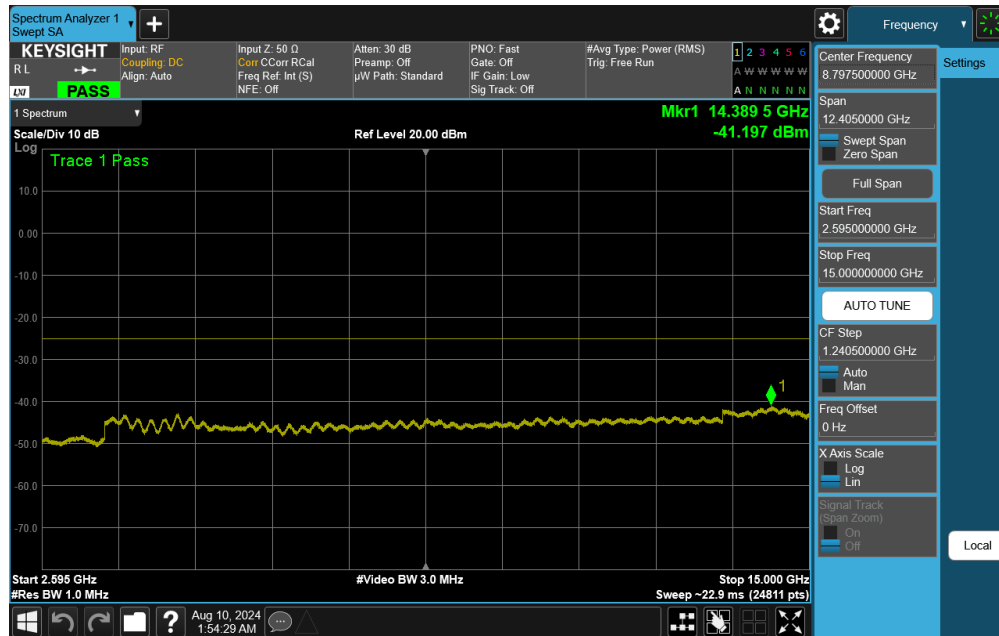
FCC ID: BCGA3267	<p>element</p> <p>PART 27 MEASUREMENT REPORT</p>		Approved by: Technical Manager
Test Report S/N: 1C2410210073-10-R1.BCG	Test Dates: 7/1/2024 - 12/9/2024	EUT Type: Tablet Device	Page 129 of 427

V2.2 09/07/2023


Unless otherwise specified, no part of this report may be reproduced or utilized in any part, form or by any means, electronic or mechanical, including photocopying and microfilm, without permission in writing from Element Materials Technology. If you have any questions about this or have an enquiry about obtaining additional rights to this report or assembly of contents thereof, please contact ct.info@element.com.



Plot 7-214. Conducted Spurious Plot (ULCA LTE 7 – (20+20)MHz QPSK – RB Size 1, RB Offset 0 – High Channel)

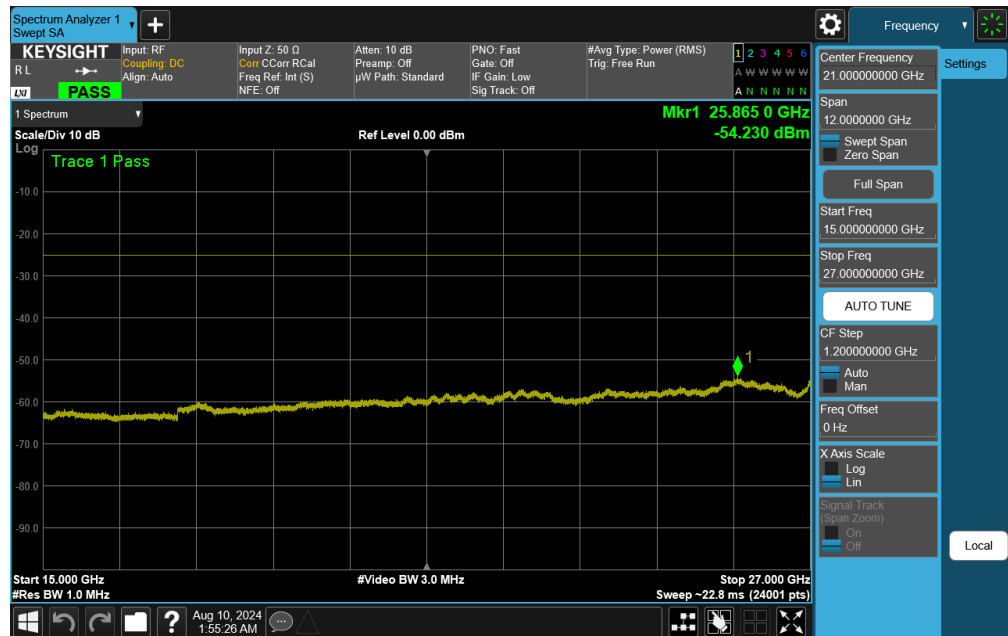


Plot 7-215. Conducted Spurious Plot (ULCA LTE 7 – (20+20)MHz QPSK – RB Size 1, RB Offset 0 – High Channel)

FCC ID: BCGA3267	 PART 27 MEASUREMENT REPORT		Approved by: Technical Manager
Test Report S/N: 1C2410210073-10-R1.BCG	Test Dates: 7/1/2024 - 12/9/2024	EUT Type: Tablet Device	Page 130 of 427

V2.2 09/07/2023

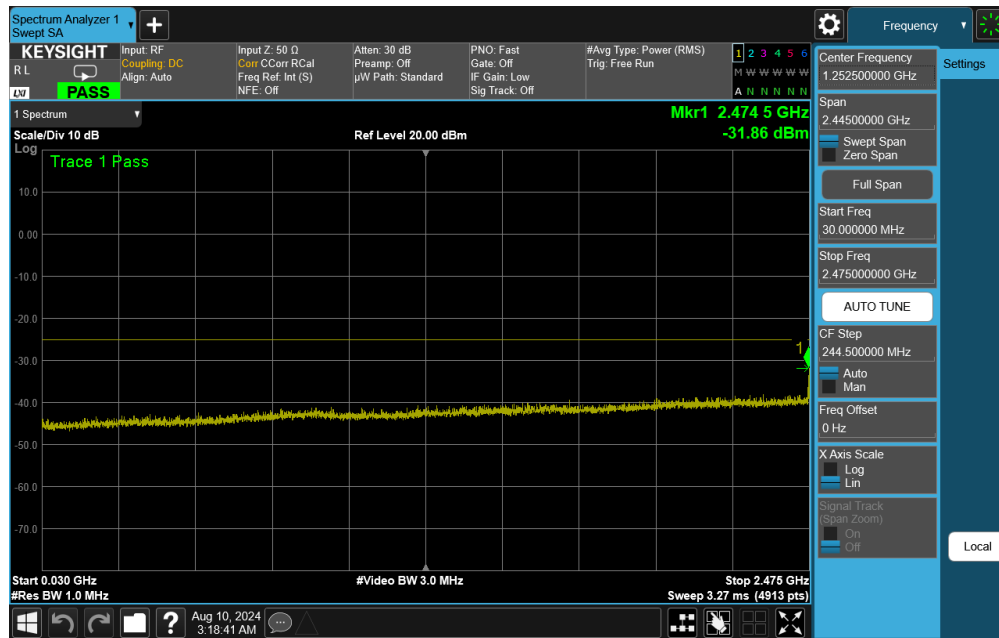
Unless otherwise specified, no part of this report may be reproduced or utilized in any part, form or by any means, electronic or mechanical, including photocopying and microfilm, without permission in writing from Element Materials Technology. If you have any questions about this or have an enquiry about obtaining additional rights to this report or assembly of contents thereof, please contact ct.info@element.com.



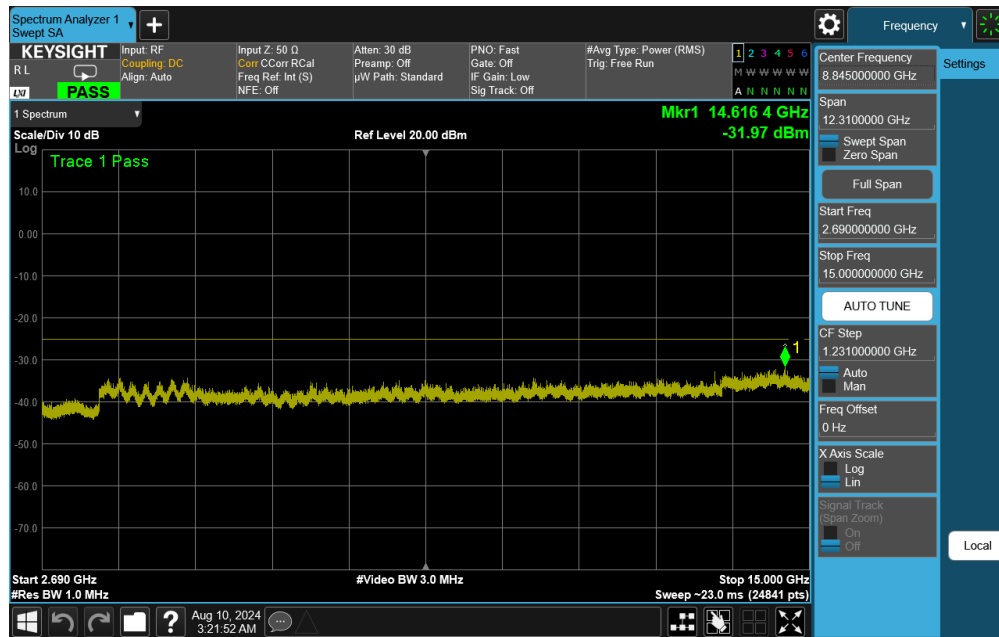
Plot 7-216. Conducted Spurious Plot (ULCA LTE 7 – (20+20)MHz QPSK – RB Size 1, RB Offset 0 – High Channel)

FCC ID: BCGA3267	<div>element</div> <div>PART 27 MEASUREMENT REPORT</div>		Approved by: Technical Manager
Test Report S/N: 1C2410210073-10-R1.BCG	Test Dates: 7/1/2024 - 12/9/2024	EUT Type: Tablet Device	Page 131 of 427

ULCA - LTE Band 41



Plot 7-217. Conducted Spurious Plot (ULCA LTE 41 – (20+20)MHz QPSK – RB Size 1, RB Offset 0 – Low Channel)

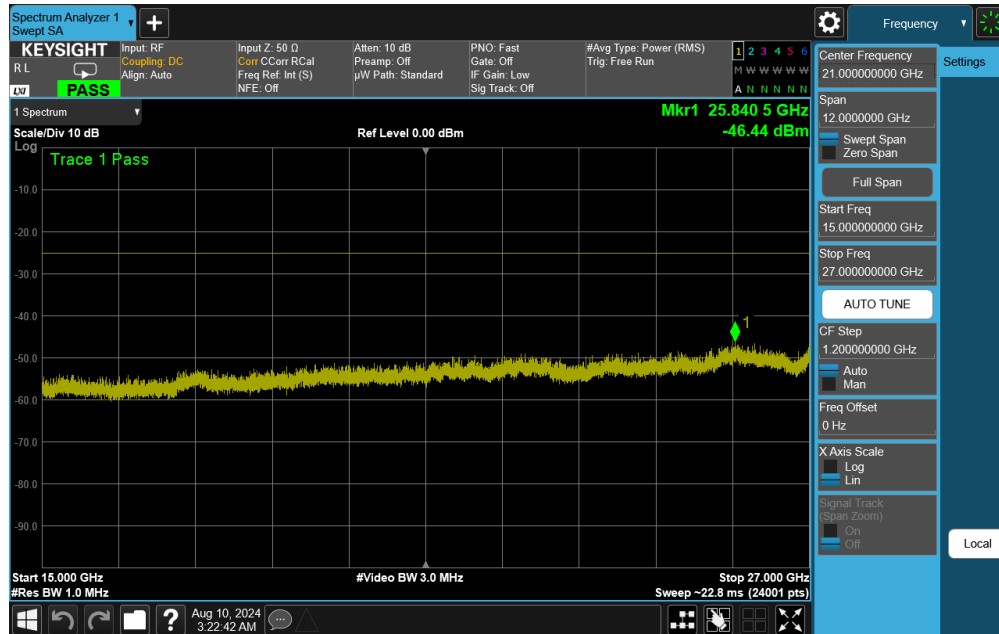


Plot 7-218. Conducted Spurious Plot (ULCA LTE 41 – (20+20)MHz QPSK – RB Size 1, RB Offset 0 – Low Channel)

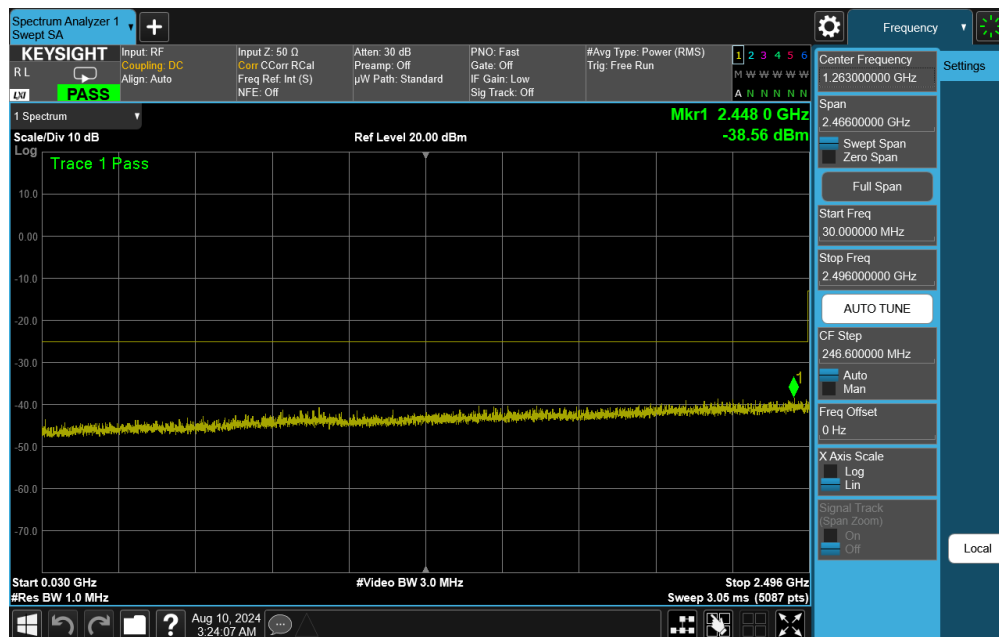
FCC ID: BCGA3267	PART 27 MEASUREMENT REPORT		Approved by: Technical Manager
Test Report S/N: 1C2410210073-10-R1.BCG	Test Dates: 7/1/2024 - 12/9/2024	EUT Type: Tablet Device	Page 132 of 427

V2.2 09/07/2023

Unless otherwise specified, no part of this report may be reproduced or utilized in any part, form or by any means, electronic or mechanical, including photocopying and microfilm, without permission in writing from Element Materials Technology. If you have any questions about this or have an enquiry about obtaining additional rights to this report or assembly of contents thereof, please contact ct.info@element.com.



Plot 7-219. Conducted Spurious Plot (ULCA LTE 41 – (20+20)MHz QPSK – RB Size 1, RB Offset 0 – Low Channel)

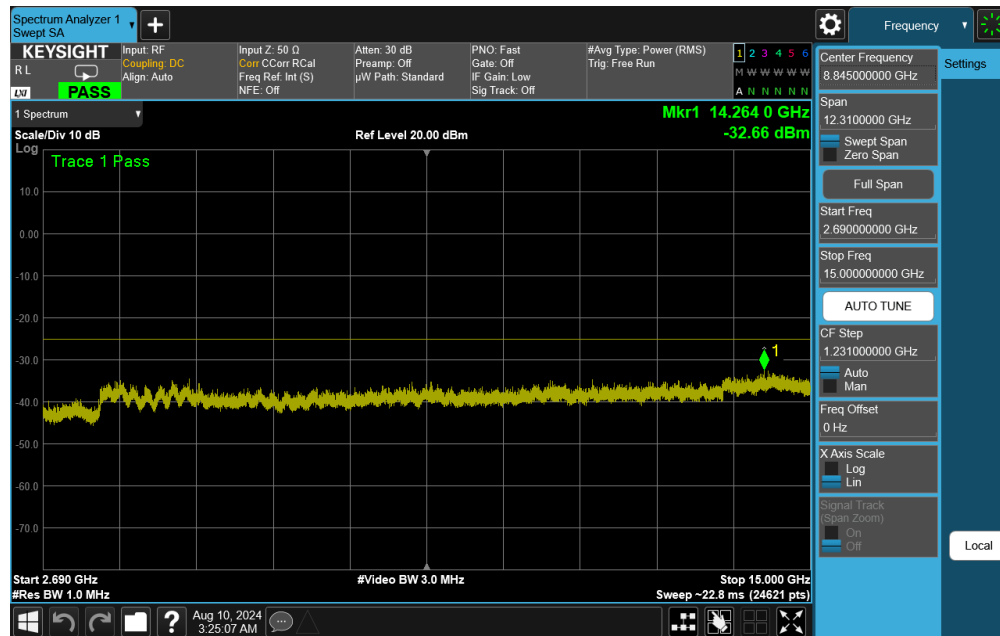


Plot 7-220. Conducted Spurious Plot (ULCA LTE 41 – (20+20)MHz QPSK – RB Size 1, RB Offset 0 – Mid Channel)

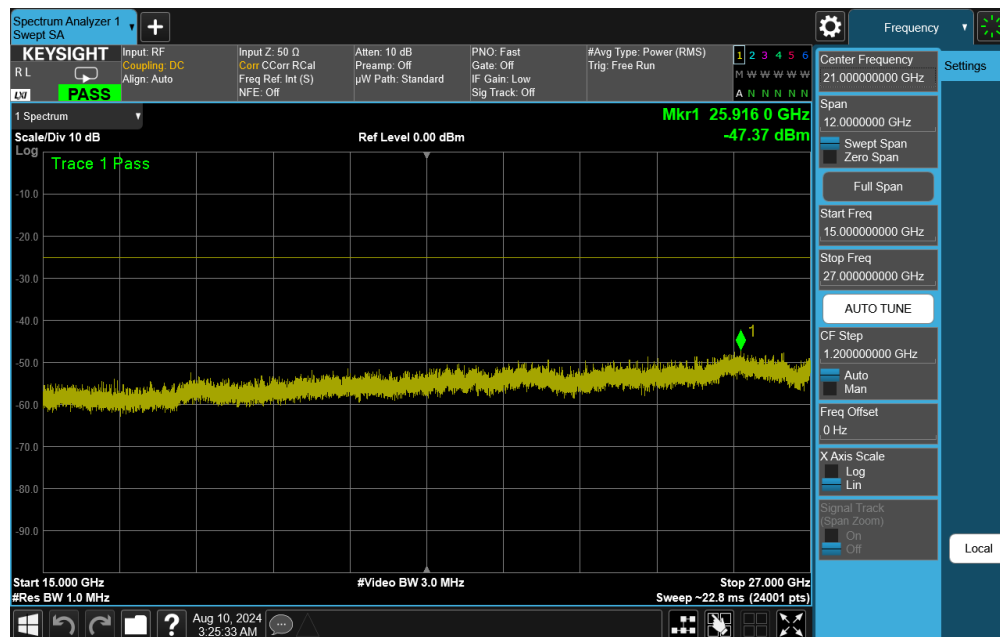
FCC ID: BCGA3267	PART 27 MEASUREMENT REPORT		Approved by: Technical Manager
Test Report S/N: 1C2410210073-10-R1.BCG	Test Dates: 7/1/2024 - 12/9/2024	EUT Type: Tablet Device	Page 133 of 427

V2.2 09/07/2023

Unless otherwise specified, no part of this report may be reproduced or utilized in any part, form or by any means, electronic or mechanical, including photocopying and microfilm, without permission in writing from Element Materials Technology. If you have any questions about this or have an enquiry about obtaining additional rights to this report or assembly of contents thereof, please contact ct.info@element.com.



Plot 7-221. Conducted Spurious Plot (ULCA LTE 41 – (20+20)MHz QPSK – RB Size 1, RB Offset 0 – Mid Channel)

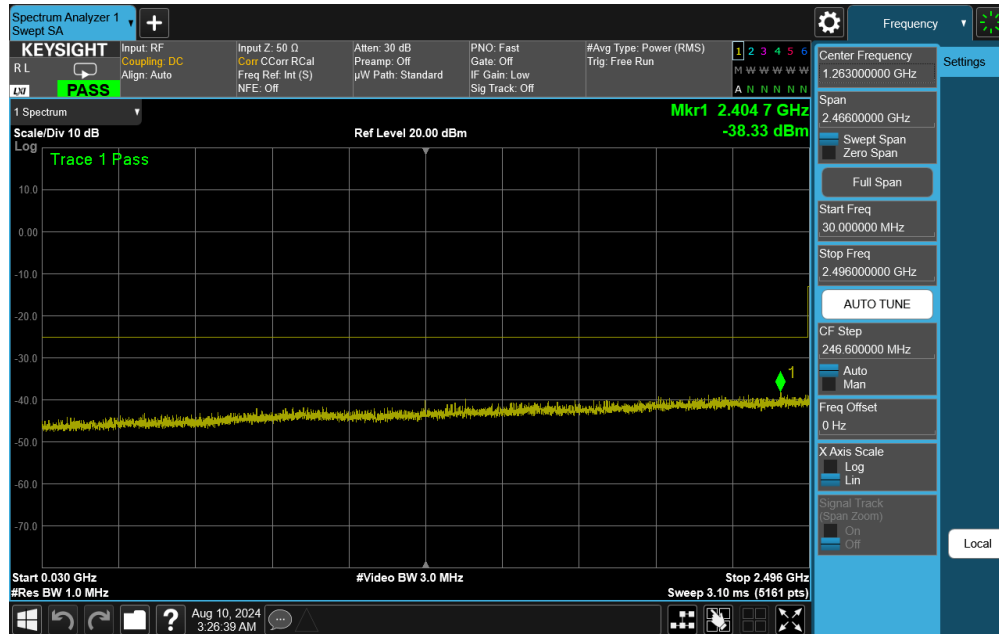


Plot 7-222. Conducted Spurious Plot (ULCA LTE 41 – (20+20)MHz QPSK – RB Size 1, RB Offset 0 – Mid Channel)

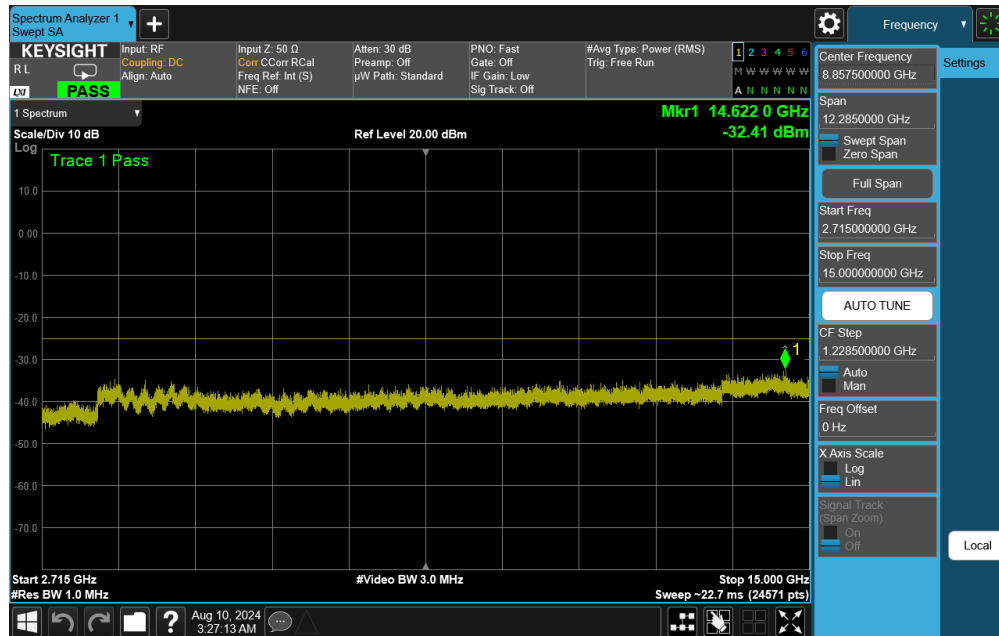
FCC ID: BCGA3267	<p>element</p> <p>PART 27 MEASUREMENT REPORT</p>		Approved by: Technical Manager
Test Report S/N: 1C2410210073-10-R1.BCG	Test Dates: 7/1/2024 - 12/9/2024	EUT Type: Tablet Device	Page 134 of 427

V2.2 09/07/2023


Unless otherwise specified, no part of this report may be reproduced or utilized in any part, form or by any means, electronic or mechanical, including photocopying and microfilm, without permission in writing from Element Materials Technology. If you have any questions about this or have an enquiry about obtaining additional rights to this report or assembly of contents thereof, please contact ct.info@element.com.



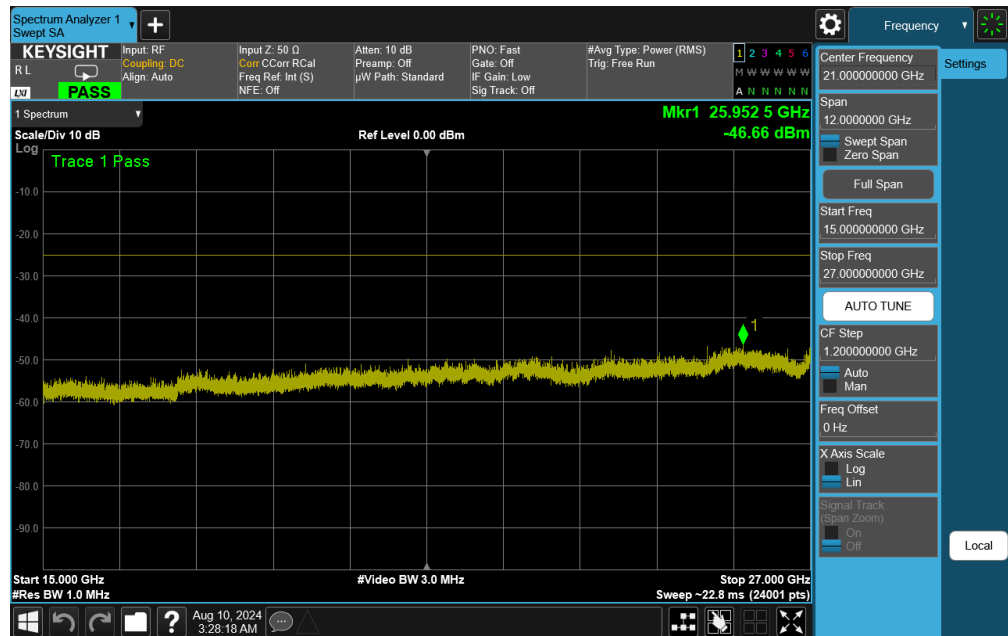
Plot 7-223. Conducted Spurious Plot (ULCA LTE 41 – (20+20)MHz QPSK – RB Size 1, RB Offset 0 – High Channel)



Plot 7-224. Conducted Spurious Plot (ULCA LTE 41 – (20+20)MHz QPSK – RB Size 1, RB Offset 0 – High Channel)

FCC ID: BCGA3267	 PART 27 MEASUREMENT REPORT		Approved by: Technical Manager
Test Report S/N: 1C2410210073-10-R1.BCG	Test Dates: 7/1/2024 - 12/9/2024	EUT Type: Tablet Device	Page 135 of 427

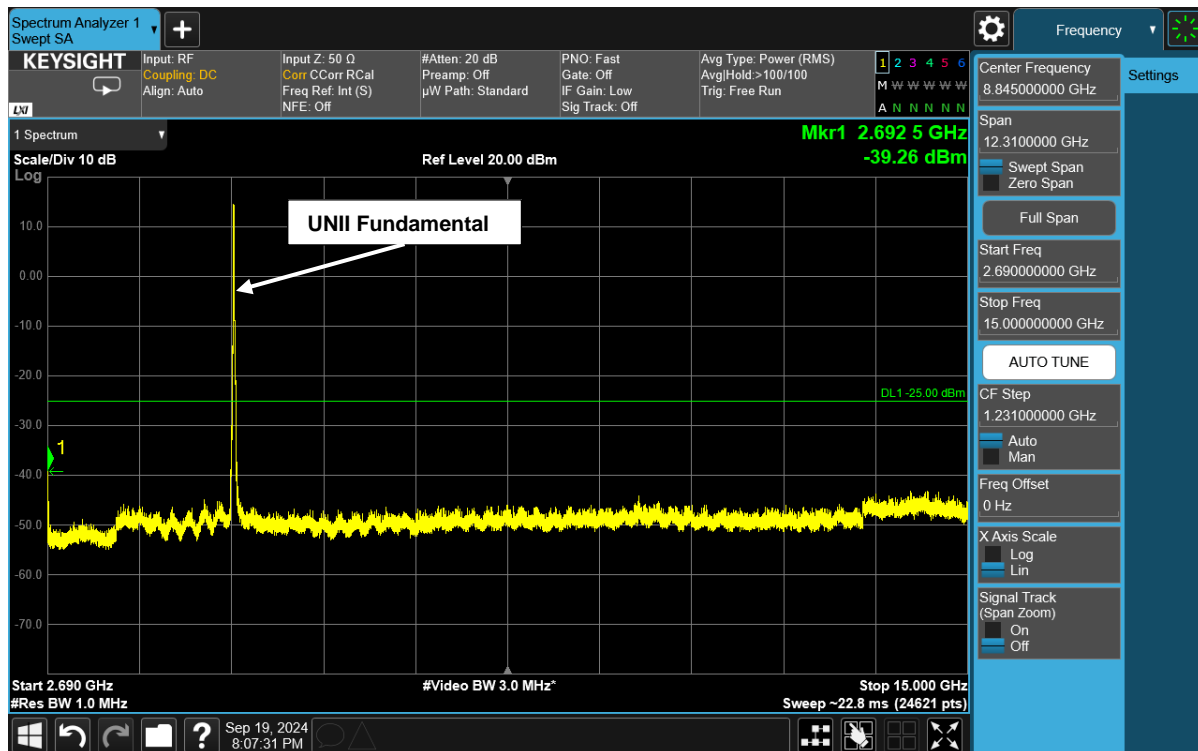
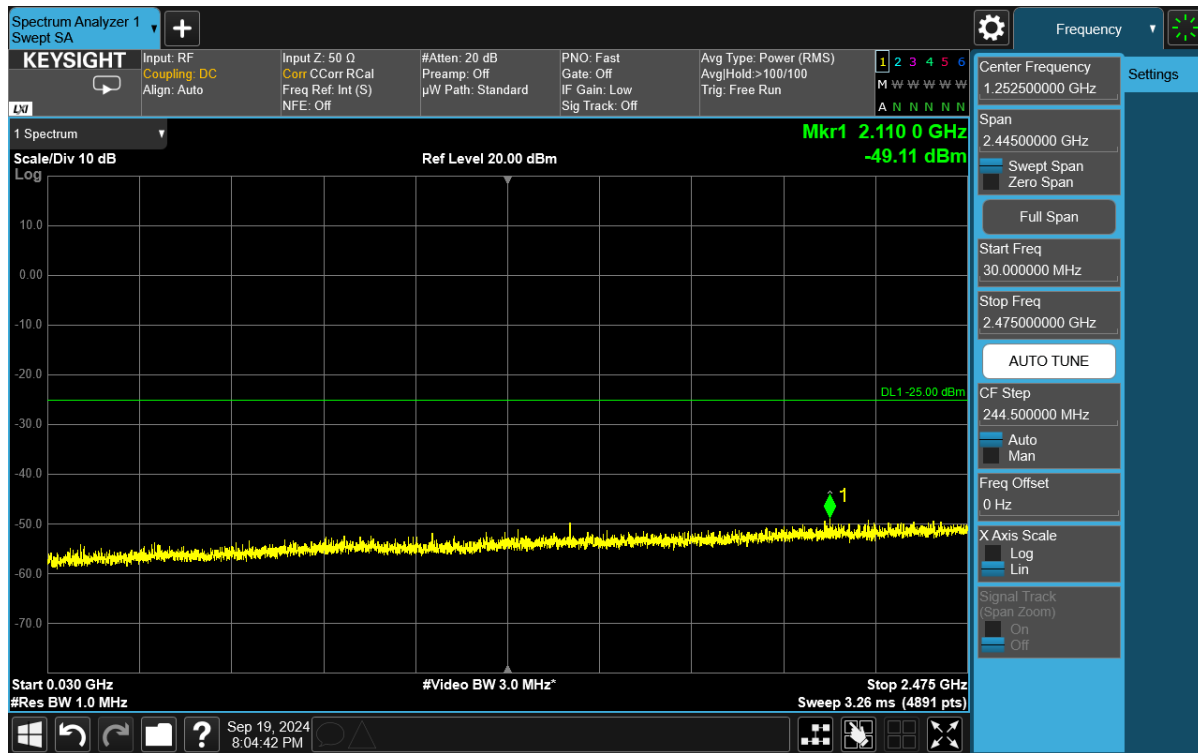
V2.2 09/07/2023




Plot 7-225. Conducted Spurious Plot (ULCA LTE 41 – (20+20)MHz QPSK – RB Size 1, RB Offset 0 – High Channel)

FCC ID: BCGA3267	PART 27 MEASUREMENT REPORT		Approved by: Technical Manager
Test Report S/N: 1C2410210073-10-R1.BCG	Test Dates: 7/1/2024 - 12/9/2024	EUT Type: Tablet Device	Page 136 of 427

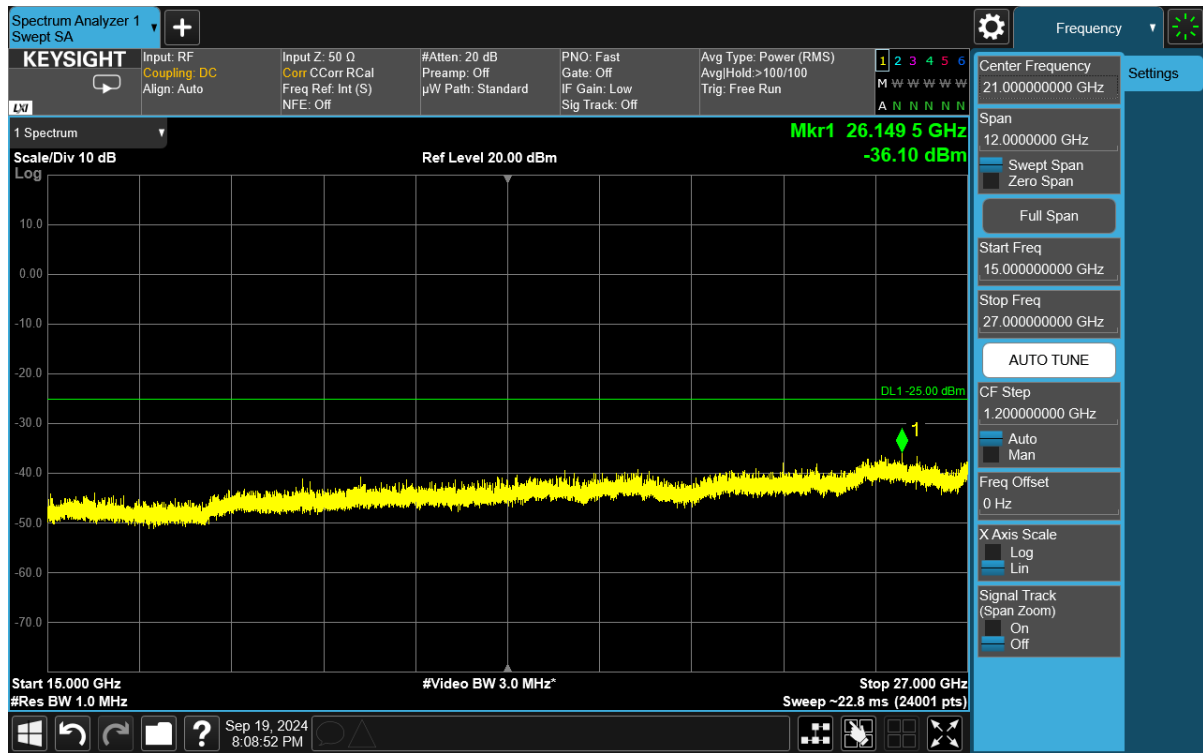
Simultaneous Tx Conducted Spurious Emissions Measurements



FCC ID: BCGA3267	 PART 27 MEASUREMENT REPORT		Approved by: Technical Manager
Test Report S/N: 1C2410210073-10-R1.BCG	Test Dates: 7/1/2024 - 12/9/2024	EUT Type: Tablet Device	Page 137 of 427

V2.2 09/07/2023

Unless otherwise specified, no part of this report may be reproduced or utilized in any part, form or by any means, electronic or mechanical, including photocopying and microfilm, without permission in writing from Element Materials Technology. If you have any questions about this or have an enquiry about obtaining additional rights to this report or assembly of contents thereof, please contact ct.info@element.com.



Plot 7-228. Simultaneous Tx Conducted Spurious Plot (LTE-b41 PC2 + Bluetooth + UNII)

FCC ID: BCGA3267	element PART 27 MEASUREMENT REPORT		Approved by: Technical Manager
Test Report S/N: 1C2410210073-10-R1.BCG	Test Dates: 7/1/2024 - 12/9/2024	EUT Type: Tablet Device	Page 138 of 427

V2.2 09/07/2023

7.4 Band Edge Emissions at Antenna Terminal

\$2.1051, \$27.53(a), \$27.53(m)

Test Overview and Limit

All out of band emissions are measured with a spectrum analyzer connected to the antenna terminal of the EUT while the EUT is operating at maximum power, and at the appropriate frequencies. All data rates were investigated to determine the worst case configuration. All modes of operation were investigated and the worst case configuration results are reported in this section. All ports were tested and only the worst case data was reported.

The minimum permissible attenuation level for LTE Band 30 and NR Band n30 is $> 43 + 10\log_{10}(P[\text{Watts}]$ at 2300-2305MHz & 2345-2360MHz, $> 55 + 10\log_{10}(P[\text{Watts}]$ at 2320-2324MHz & 2341-2345MHz, $> 61 + 10\log_{10}(P[\text{Watts}]$ at 2324-2328MHz & 2337-2341MHz, $> 67 + 10\log_{10}(P[\text{Watts}]$ at 2288-2292MHz & 2328-2337MHz, and $> 70 + 10\log_{10}(P[\text{Watts}]$ at frequencies $< 2288\text{MHz}$ & $> 2365\text{MHz}$.

For LTE Bands 7, 41, and NR Band n7, n41 the minimum permissible attenuation level is noted in the Test Notes on the following page.

Test Procedure Used

KDB 971168 D01 v03r01 – Section 6.0

Test Settings

1. Start and stop frequency were set such that the band edge would be placed in the center of the plot
2. Span was set large enough so as to capture all out of band emissions near the band edge
3. RBW $\geq 1\%$ of the emission bandwidth
4. VBW $\geq 3 \times$ RBW
5. Detector = RMS
6. Number of sweep points $\geq 2 \times$ Span/RBW
7. Trace mode = trace average for continuous emissions, max hold for pulse emissions
8. Sweep time = auto couple
9. The trace was allowed to stabilize

Test Setup

The EUT and measurement equipment were set up as shown in the diagram below.

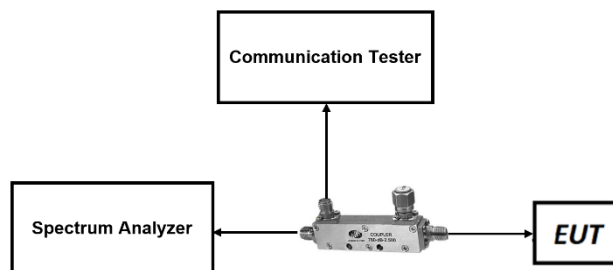


Figure 7-5. LTE Test Instrument & Measurement Setup

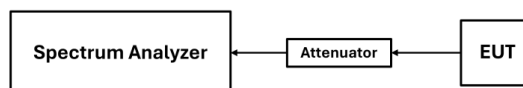




Figure 7-6. FR1 Test Instrument & Measurement Setup

FCC ID: BCGA3267	 PART 27 MEASUREMENT REPORT	Approved by: Technical Manager
Test Report S/N: 1C2410210073-10-R1.BCG	Test Dates: 7/1/2024 - 12/9/2024	EUT Type: Tablet Device
		Page 139 of 427

V2.2 09/07/2023

Test Notes

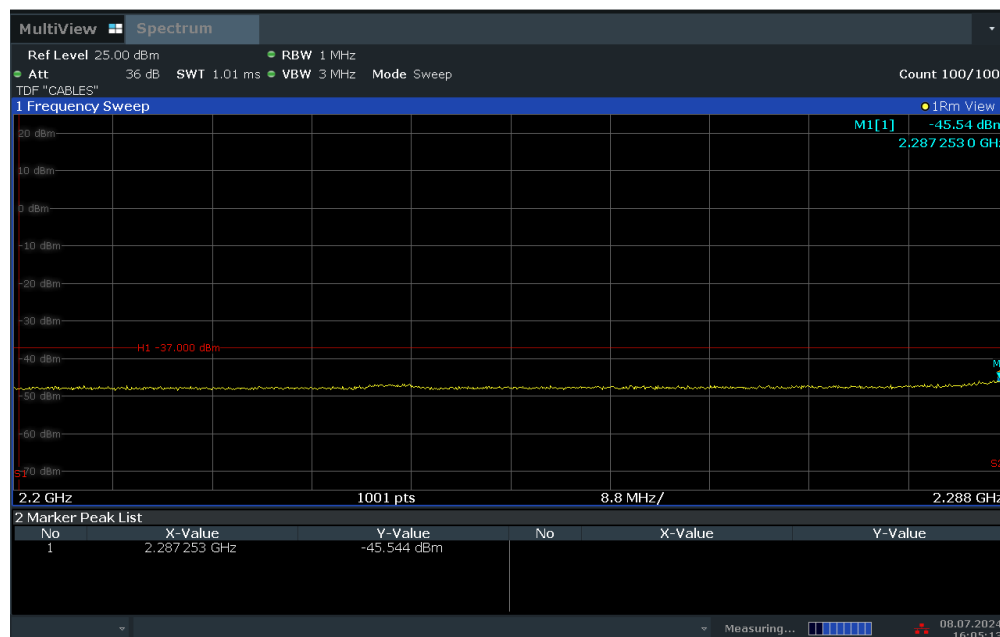
1. Per 27.53(h), in the 1 MHz bands immediately outside and adjacent to the frequency block a resolution bandwidth of at least one percent of the emission bandwidth of the fundamental emission of the transmitter may be employed to demonstrate compliance with the out-of-band emissions limit. The emission bandwidth is defined as the width of the signal between two points, one below the carrier center frequency and one above the carrier center frequency, outside of which all emission are attenuated at least 26 dB below the transmitter power.
2. Per 27.53(a)(5) in the 1 MHz bands immediately outside and adjacent to the channel blocks at 2305, 2310, 2315, 2320, 2345, 2350, 2355, and 2360 MHz, a resolution bandwidth of at least 1 percent of the emission bandwidth of the fundamental emission of the transmitter may be employed. A narrower resolution bandwidth is permitted in all cases to improve measurement accuracy provided the measured power is integrated over the full required measurement bandwidth (i.e., 1 MHz). The emission bandwidth is defined as the width of the signal between two points, one below the carrier center frequency and one above the carrier center frequency, outside of which all emissions are attenuated at least 26 dB below the transmitter power.
3. Per 27.53(m) for operations in the BRS/EBS bands, the attenuation factor shall be not less than $40 + 10 \log(P)$ dB on all frequencies between the channel edge and 5 megahertz from the channel edge, $43 + 10 \log(P)$ dB on all frequencies between 5 megahertz and X megahertz from the channel edge, and $55 + 10 \log(P)$ dB on all frequencies more than X megahertz from the channel edge, where X is the greater of 6 megahertz or the actual emission bandwidth. In addition, the attenuation factor shall not be less than $43 + 10 \log(P)$ dB on all frequencies between 2490.5 MHz and 2496 MHz and $55 + 10 \log(P)$ dB at or below 2490.5 MHz.
4. For NR operation, all subcarrier spacings (SCS) and transmission schemes (e.g. CP-OFDM and DFT-s-OFDM) were investigated to determine the worst case configuration. All modes of operation were investigated and the worst case configuration results are reported in this section.

FCC ID: BCGA3267		PART 27 MEASUREMENT REPORT	Approved by: Technical Manager
Test Report S/N: 1C2410210073-10-R1.BCG	Test Dates: 7/1/2024 - 12/9/2024	EUT Type: Tablet Device	Page 140 of 427

V2.2 09/07/2023

LTE Band 30

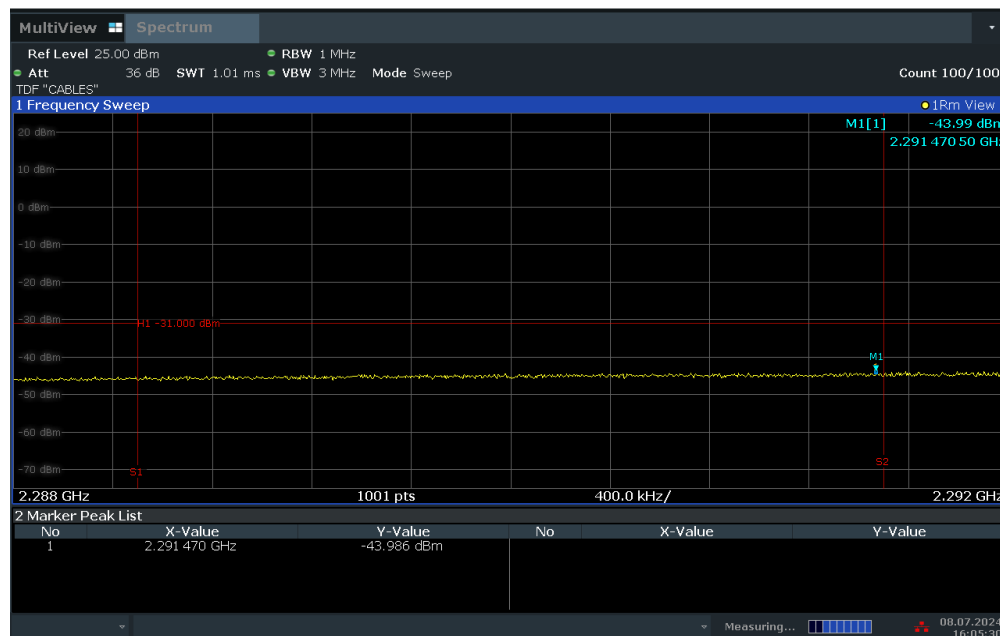
ACLRRResults



16:05:13 08.07.2024


Plot 7-229. Extended Lower Band Edge Plot (LTE Band 30 - 5MHz QPSK – Full RB)

ACLRRResults



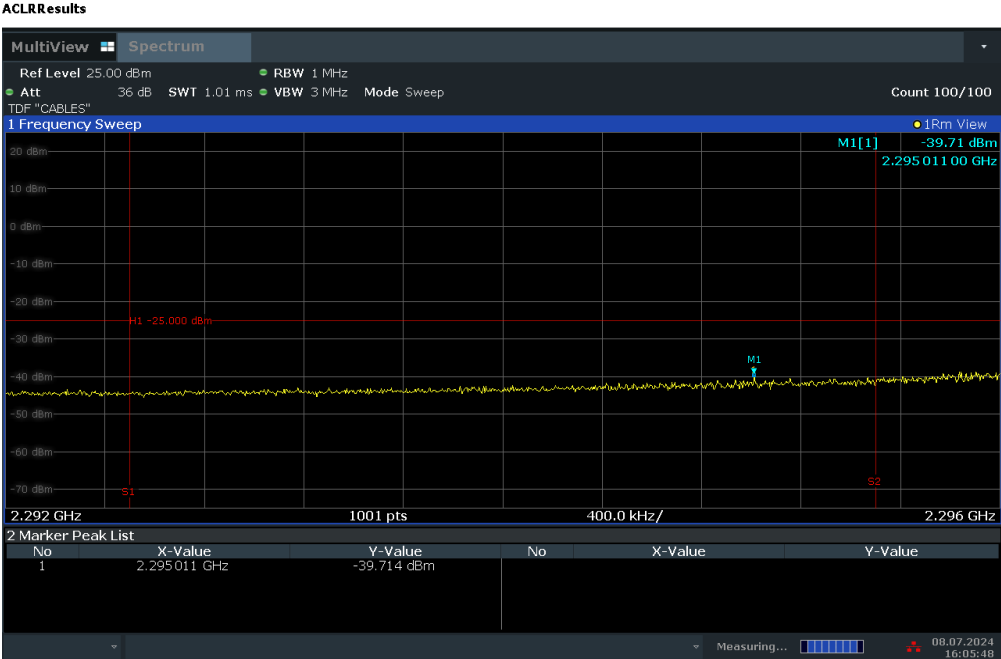
16:05:30 08.07.2024

Plot 7-230. Extended Lower Band Edge Plot (LTE Band 30 - 5MHz QPSK – Full RB)

FCC ID: BCGA3267	 PART 27 MEASUREMENT REPORT		Approved by: Technical Manager
Test Report S/N: 1C2410210073-10-R1.BCG	Test Dates: 7/1/2024 - 12/9/2024	EUT Type: Tablet Device	Page 141 of 427

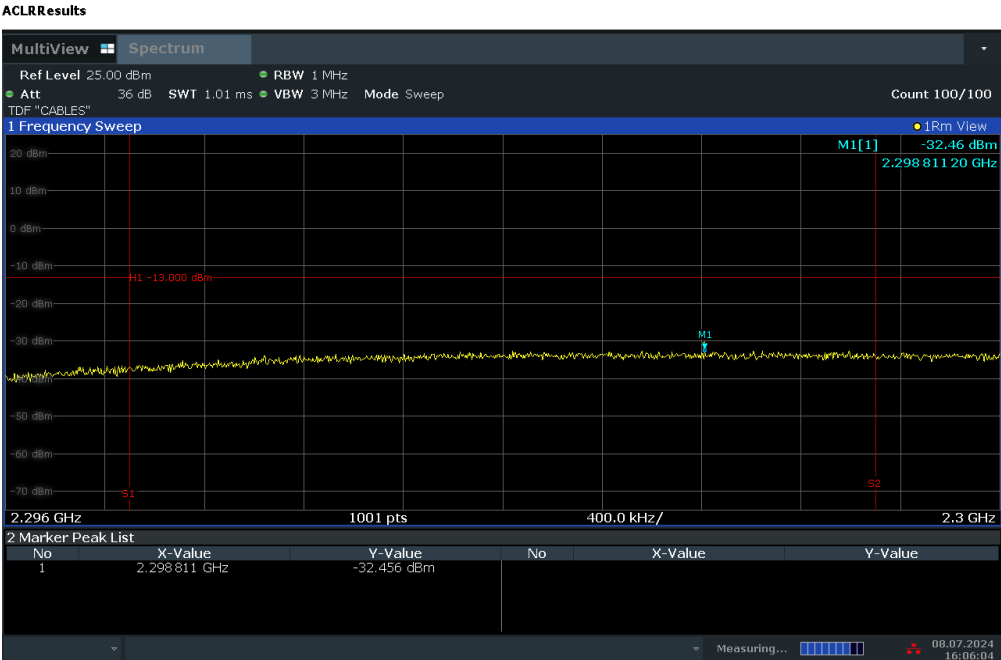
V2.2 09/07/2023

Unless otherwise specified, no part of this report may be reproduced or utilized in any part, form or by any means, electronic or mechanical, including photocopying and microfilm, without permission in writing from Element Materials Technology. If you have any questions about this or have an enquiry about obtaining additional rights to this report or assembly of contents thereof, please contact ct.info@element.com.



16:05:48 08.07.2024

Plot 7-231. Extended Lower Band Edge Plot (LTE Band 30 - 5MHz QPSK – Full RB)



16:06:05 08.07.2024

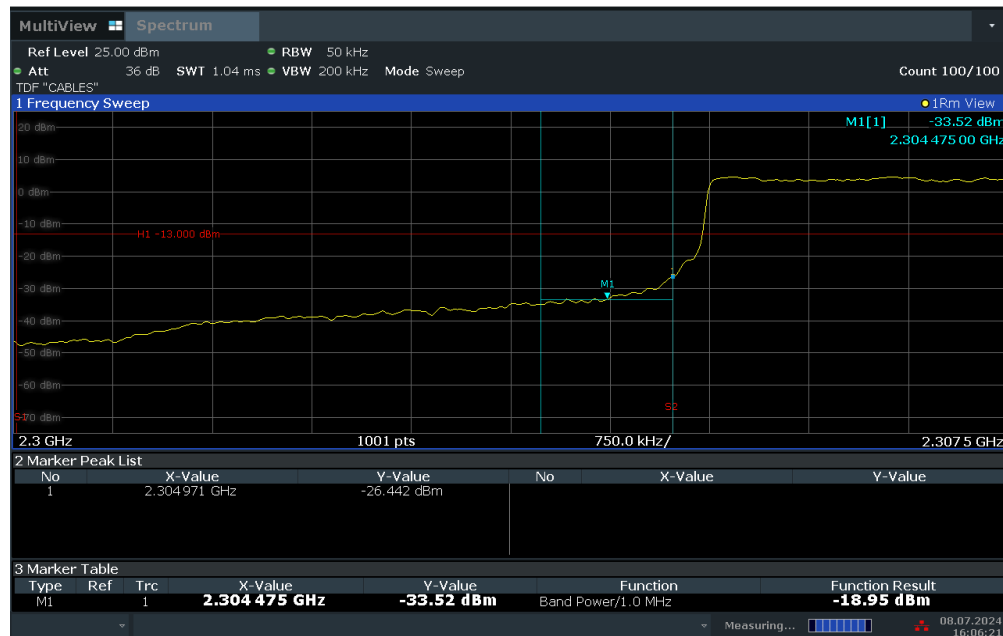
Plot 7-232. Extended Lower Band Edge Plot (LTE Band 30 - 5MHz QPSK – Full RB)

FCC ID: BCGA3267	element PART 27 MEASUREMENT REPORT		Approved by: Technical Manager
Test Report S/N: 1C2410210073-10-R1.BCG	Test Dates: 7/1/2024 - 12/9/2024	EUT Type: Tablet Device	Page 142 of 427

V2.2 09/07/2023

Unless otherwise specified, no part of this report may be reproduced or utilized in any part, form or by any means, electronic or mechanical, including photocopying and microfilm, without permission in writing from Element Materials Technology. If you have any questions about this or have an enquiry about obtaining additional rights to this report or assembly of contents thereof, please contact ct.info@element.com.

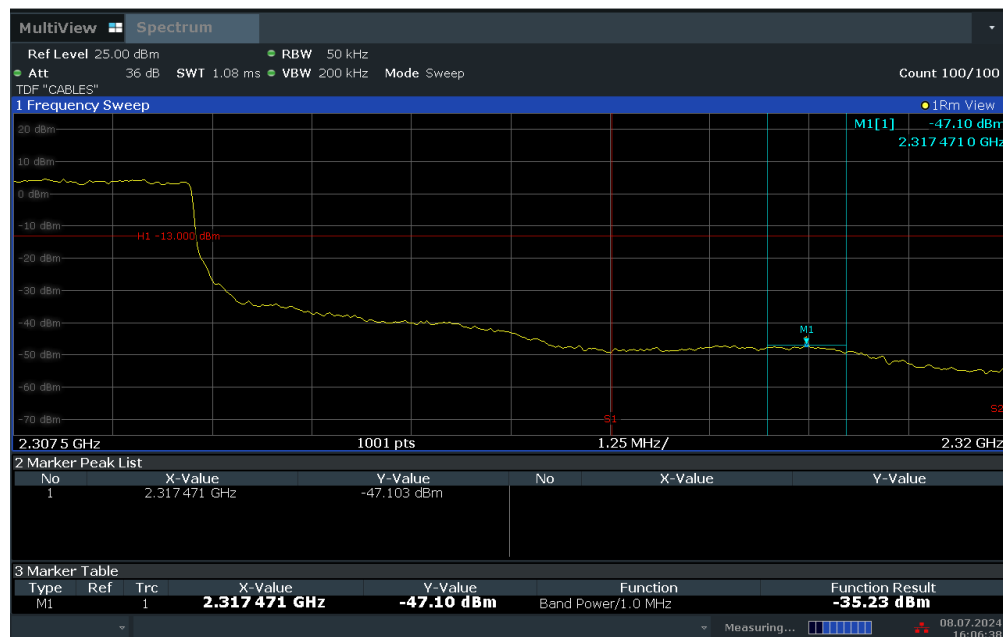
ACLRRResults



16:06:22 08.07.2024


Plot 7-233. Lower Band Edge Plot (LTE Band 30 - 5MHz QPSK – Full RB)

ACLRRResults



16:06:39 08.07.2024

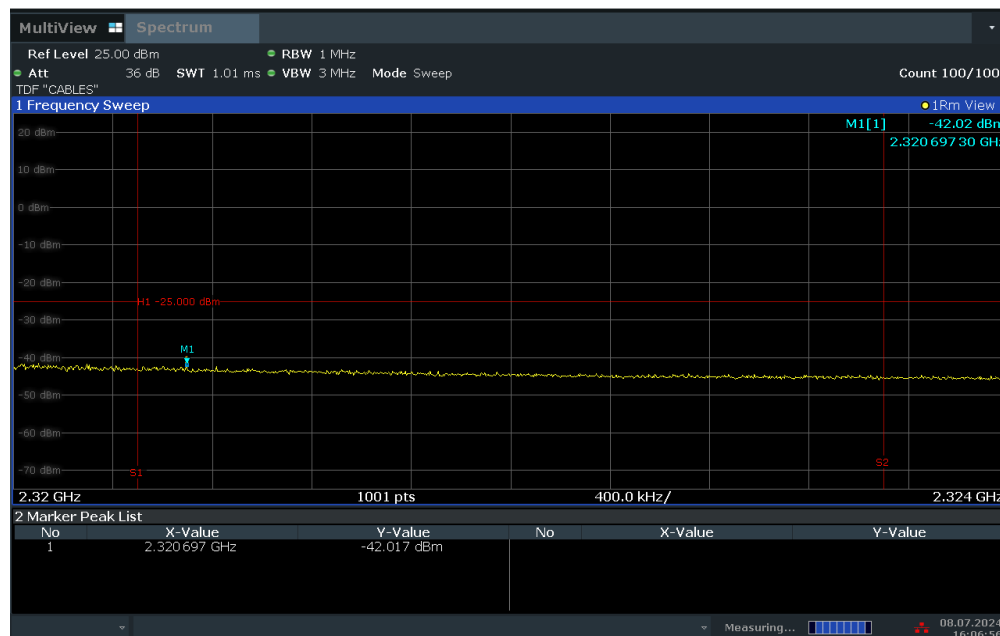
Plot 7-234. Upper Band Edge Plot (LTE Band 30 - 5MHz QPSK – Full RB)

FCC ID: BCGA3267	 PART 27 MEASUREMENT REPORT		Approved by: Technical Manager
Test Report S/N: 1C2410210073-10-R1.BCG	Test Dates: 7/1/2024 - 12/9/2024	EUT Type: Tablet Device	Page 143 of 427

V2.2 09/07/2023

Unless otherwise specified, no part of this report may be reproduced or utilized in any part, form or by any means, electronic or mechanical, including photocopying and microfilm, without permission in writing from Element Materials Technology. If you have any questions about this or have an enquiry about obtaining additional rights to this report or assembly of contents thereof, please contact ct.info@element.com.

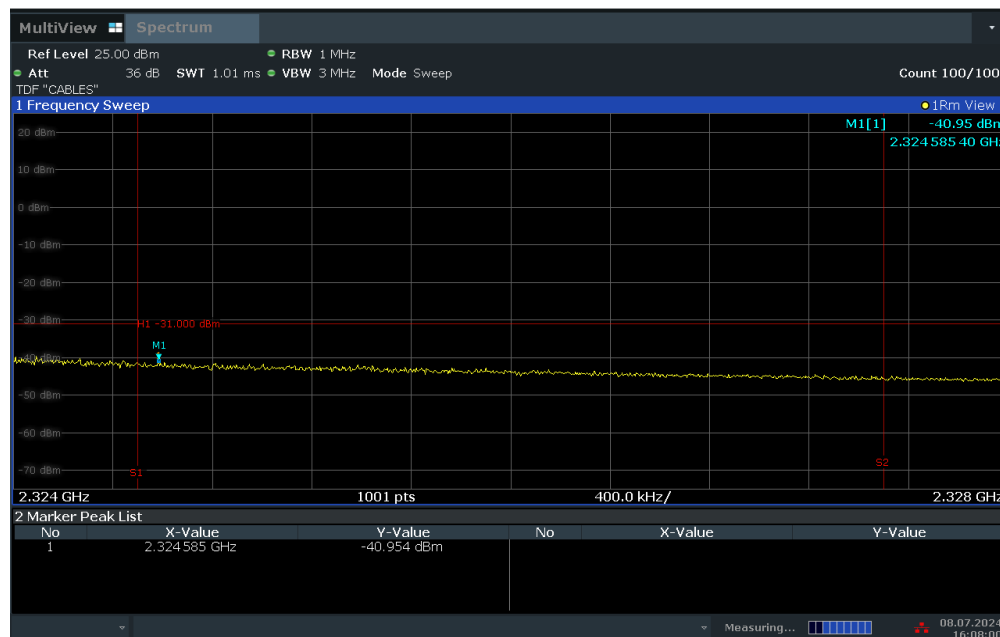
ACLRRResults



16:06:57 08.07.2024


Plot 7-235. Extended Upper Band Edge Plot (LTE Band 30 - 5MHz QPSK – Full RB)

ACLRRResults



16:08:00 08.07.2024

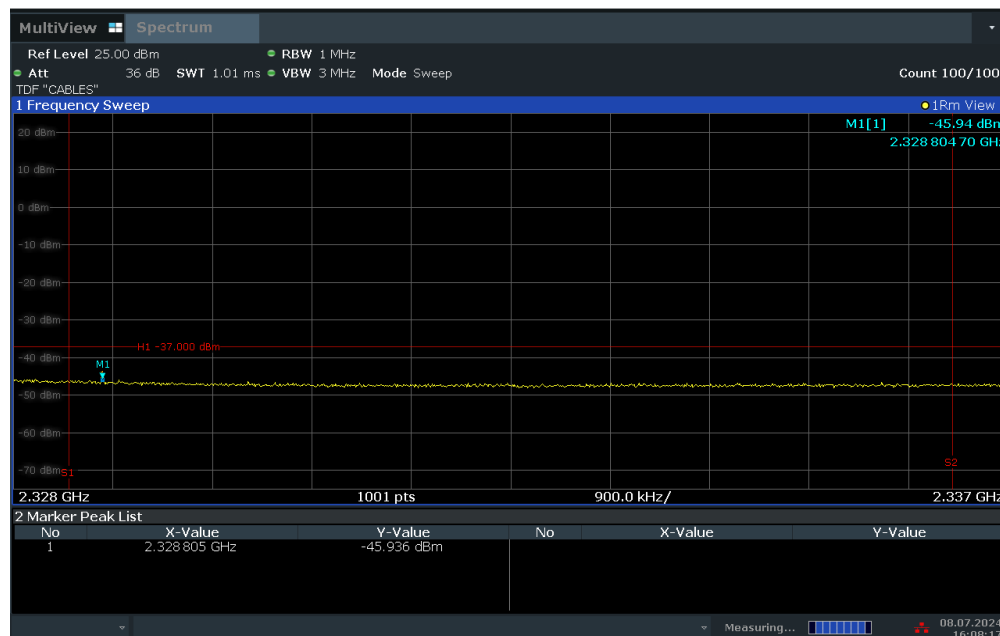
Plot 7-236. Extended Upper Band Edge Plot (LTE Band 30 - 5MHz QPSK – Full RB)

FCC ID: BCGA3267	 PART 27 MEASUREMENT REPORT		Approved by: Technical Manager
Test Report S/N: 1C2410210073-10-R1.BCG	Test Dates: 7/1/2024 - 12/9/2024	EUT Type: Tablet Device	Page 144 of 427

V2.2 09/07/2023

Unless otherwise specified, no part of this report may be reproduced or utilized in any part, form or by any means, electronic or mechanical, including photocopying and microfilm, without permission in writing from Element Materials Technology. If you have any questions about this or have an enquiry about obtaining additional rights to this report or assembly of contents thereof, please contact ct.info@element.com.

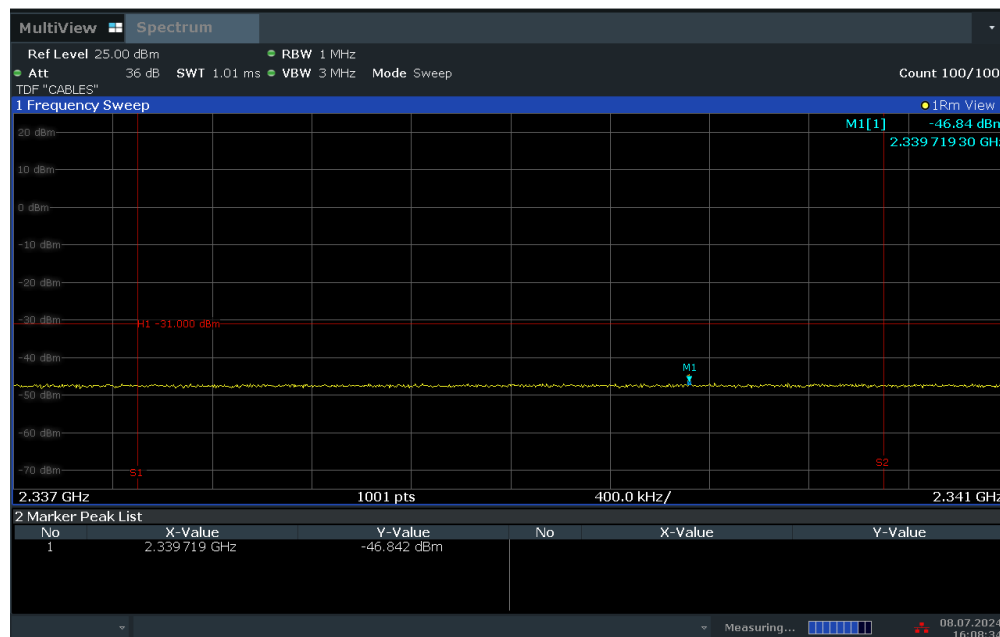
ACLRRResults



16:08:18 08.07.2024


Plot 7-237. Extended Upper Band Edge Plot (LTE Band 30 - 5MHz QPSK – Full RB)

ACLRRResults



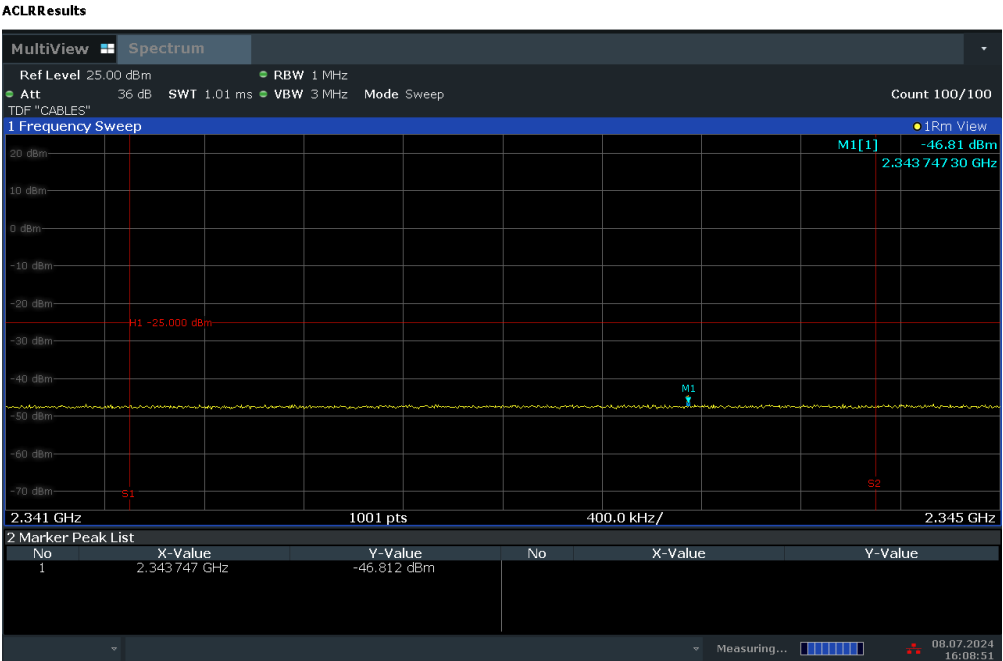
16:08:35 08.07.2024

Plot 7-238. Extended Upper Band Edge Plot (LTE Band 30 - 5MHz QPSK – Full RB)

FCC ID: BCGA3267	 PART 27 MEASUREMENT REPORT		Approved by: Technical Manager
Test Report S/N: 1C2410210073-10-R1.BCG	Test Dates: 7/1/2024 - 12/9/2024	EUT Type: Tablet Device	Page 145 of 427

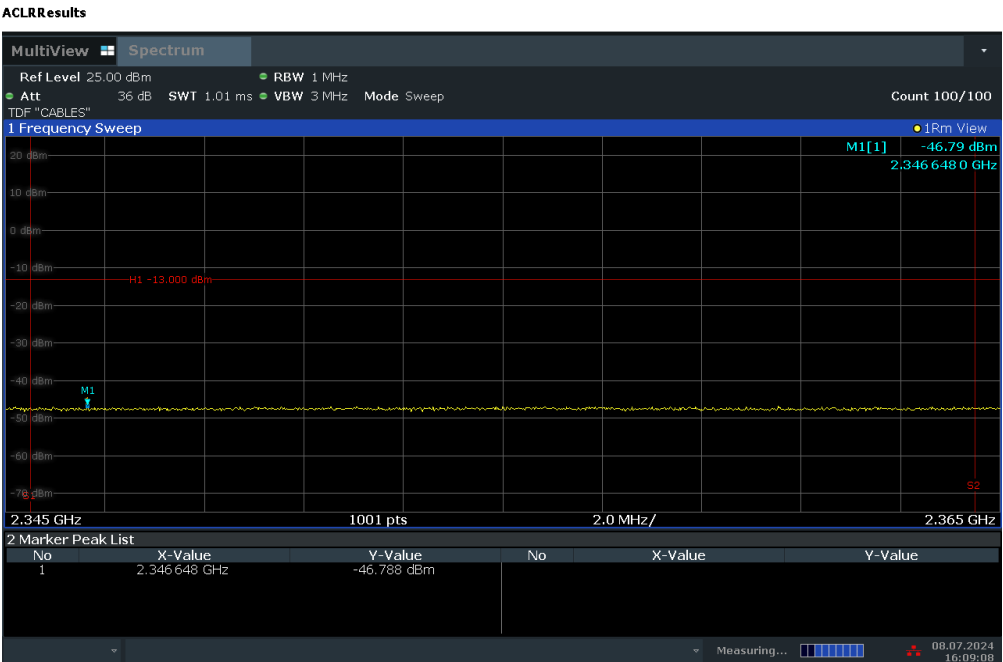
V2.2 09/07/2023

Unless otherwise specified, no part of this report may be reproduced or utilized in any part, form or by any means, electronic or mechanical, including photocopying and microfilm, without permission in writing from Element Materials Technology. If you have any questions about this or have an enquiry about obtaining additional rights to this report or assembly of contents thereof, please contact ct.info@element.com.



16:08:52 08.07.2024

Plot 7-239. Extended Upper Band Edge Plot (LTE Band 30 - 5MHz QPSK – Full RB)



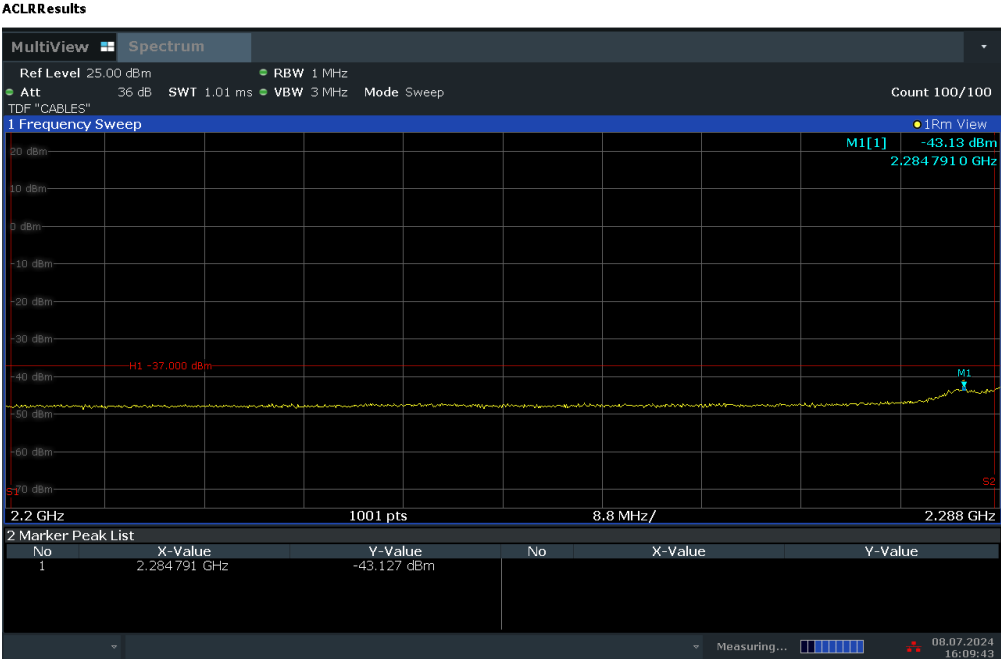
16:09:09 08.07.2024

Plot 7-240. Extended Upper Band Edge Plot (LTE Band 30 - 5MHz QPSK – Full RB)

FCC ID: BCGA3267	element PART 27 MEASUREMENT REPORT		Approved by: Technical Manager
Test Report S/N: 1C2410210073-10-R1.BCG	Test Dates: 7/1/2024 - 12/9/2024	EUT Type: Tablet Device	Page 146 of 427

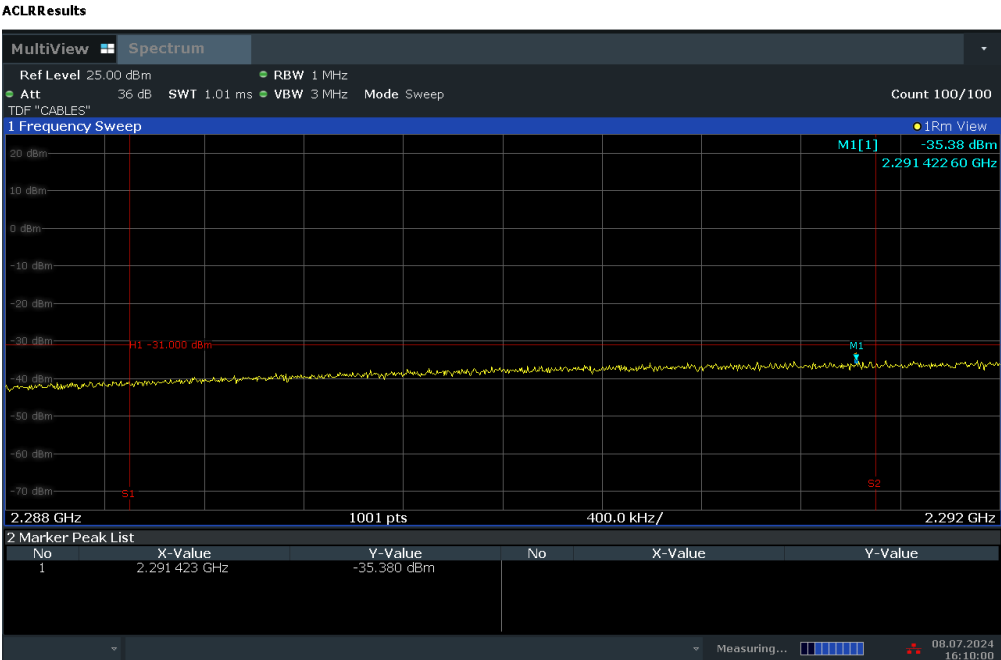
V2.2 09/07/2023

Unless otherwise specified, no part of this report may be reproduced or utilized in any part, form or by any means, electronic or mechanical, including photocopying and microfilm, without permission in writing from Element Materials Technology. If you have any questions about this or have an enquiry about obtaining additional rights to this report or assembly of contents thereof, please contact ct.info@element.com.



16:09:43 08.07.2024

Plot 7-241. Extended Lower Band Edge Plot (LTE Band 30 - 10MHz QPSK – Full RB)



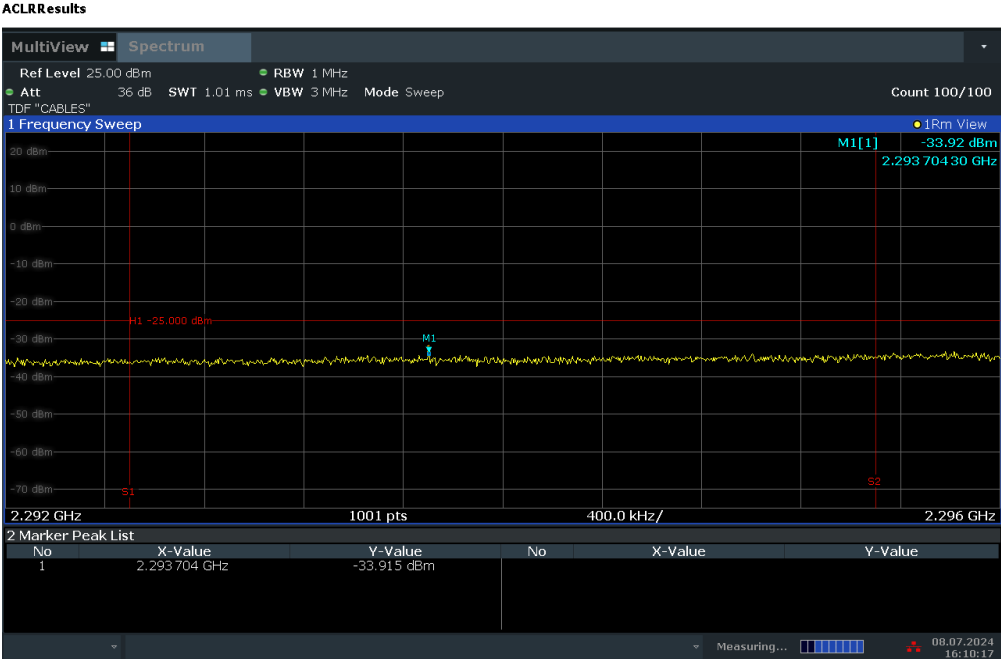
16:10:01 08.07.2024

Plot 7-242. Extended Lower Band Edge Plot (LTE Band 30 - 10MHz QPSK – Full RB)

FCC ID: BCGA3267	element PART 27 MEASUREMENT REPORT		Approved by: Technical Manager
Test Report S/N: 1C2410210073-10-R1.BCG	Test Dates: 7/1/2024 - 12/9/2024	EUT Type: Tablet Device	Page 147 of 427

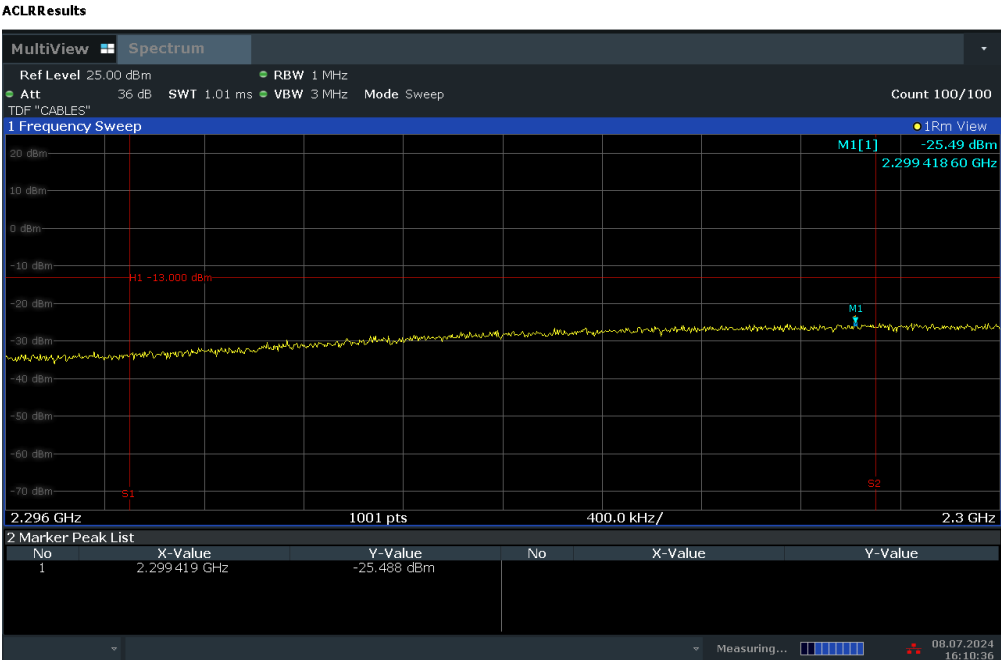
V2.2 09/07/2023

Unless otherwise specified, no part of this report may be reproduced or utilized in any part, form or by any means, electronic or mechanical, including photocopying and microfilm, without permission in writing from Element Materials Technology. If you have any questions about this or have an enquiry about obtaining additional rights to this report or assembly of contents thereof, please contact ct.info@element.com.



16:10:18 08.07.2024

Plot 7-243. Extended Lower Band Edge Plot (LTE Band 30 - 10MHz QPSK – Full RB)



16:10:36 08.07.2024

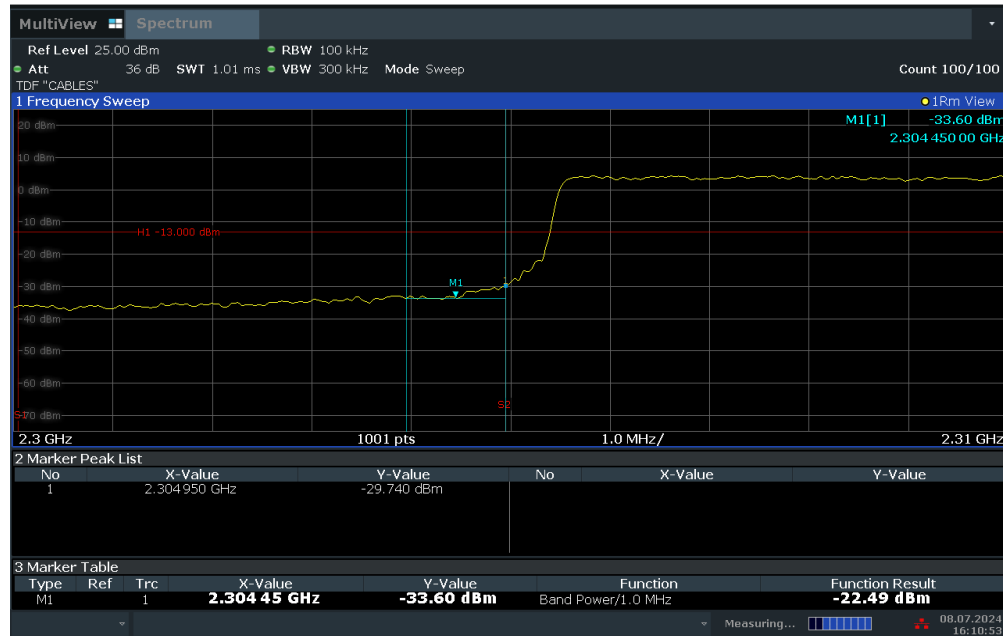
Plot 7-244. Extended Lower Band Edge Plot (LTE Band 30 - 10MHz QPSK – Full RB)

FCC ID: BCGA3267	element PART 27 MEASUREMENT REPORT		Approved by: Technical Manager
Test Report S/N: 1C2410210073-10-R1.BCG	Test Dates: 7/1/2024 - 12/9/2024	EUT Type: Tablet Device	Page 148 of 427

V2.2 09/07/2023

Unless otherwise specified, no part of this report may be reproduced or utilized in any part, form or by any means, electronic or mechanical, including photocopying and microfilm, without permission in writing from Element Materials Technology. If you have any questions about this or have an enquiry about obtaining additional rights to this report or assembly of contents thereof, please contact ct.info@element.com.

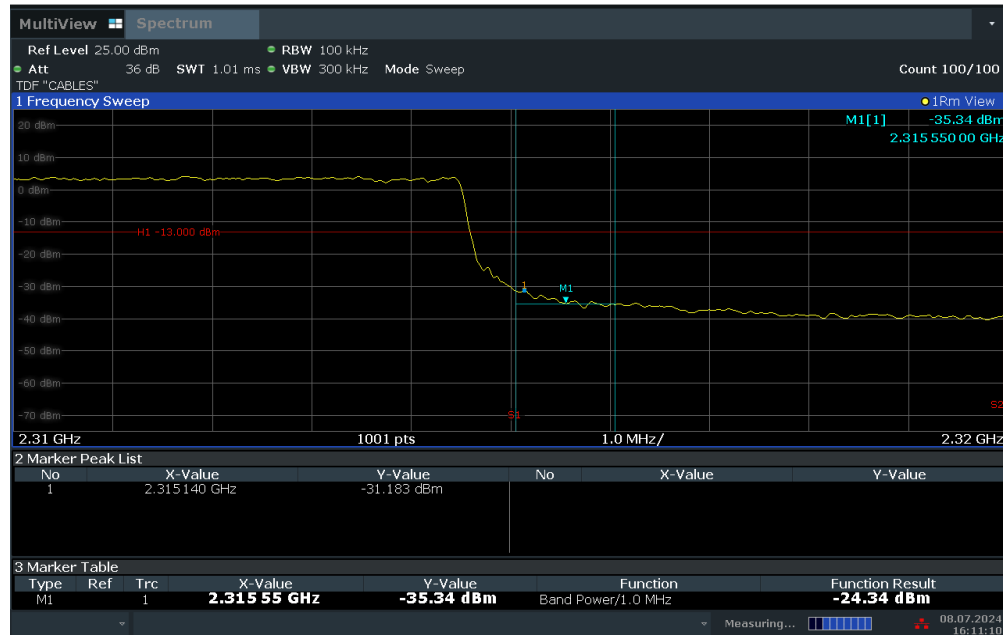
ACLRRResults



16:10:53 08.07.2024


Plot 7-245. Lower Band Edge Plot (LTE Band 30 - 10MHz QPSK – Full RB)

ACLRRResults



16:11:11 08.07.2024

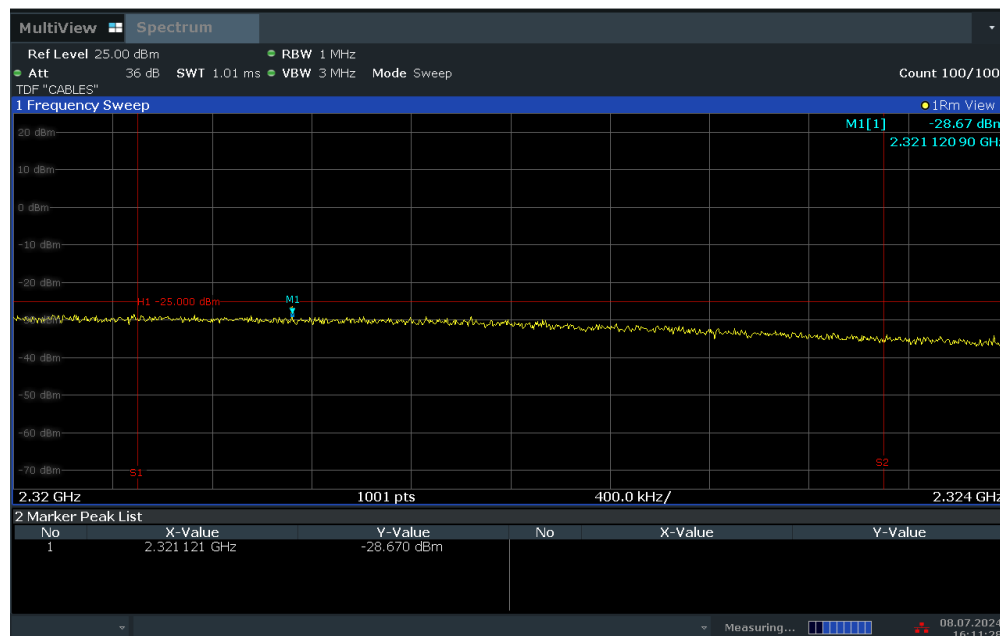
Plot 7-246. Upper Band Edge Plot (LTE Band 30 - 10MHz QPSK – Full RB)

FCC ID: BCGA3267	 PART 27 MEASUREMENT REPORT		Approved by: Technical Manager
Test Report S/N: 1C2410210073-10-R1.BCG	Test Dates: 7/1/2024 - 12/9/2024	EUT Type: Tablet Device	Page 149 of 427

V2.2 09/07/2023

Unless otherwise specified, no part of this report may be reproduced or utilized in any part, form or by any means, electronic or mechanical, including photocopying and microfilm, without permission in writing from Element Materials Technology. If you have any questions about this or have an enquiry about obtaining additional rights to this report or assembly of contents thereof, please contact ct.info@element.com.

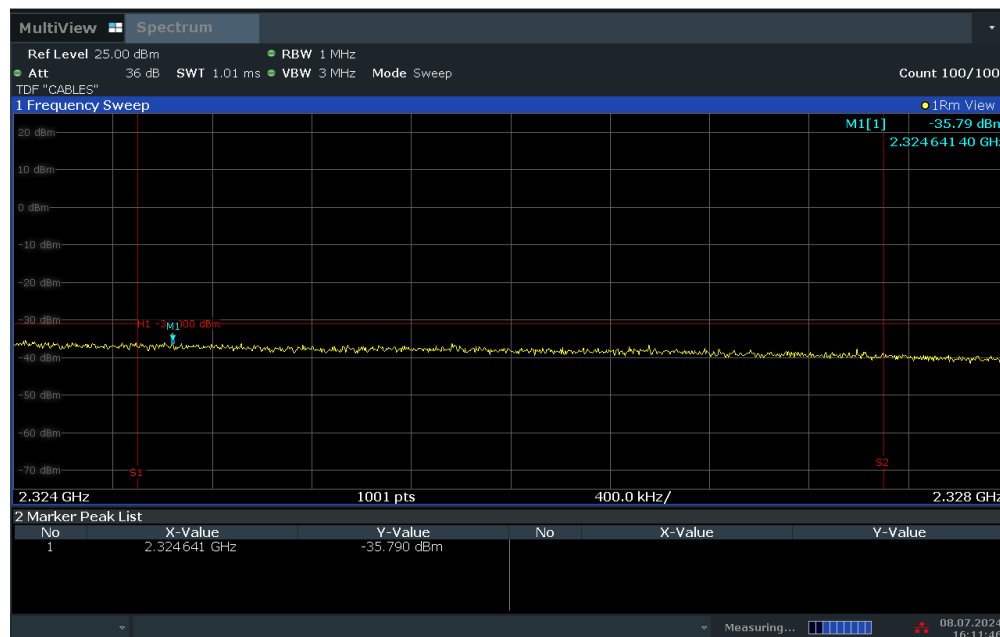
ACLRRResults



16:11:29 08.07.2024


Plot 7-247. Extended Upper Band Edge Plot (LTE Band 30 - 10MHz QPSK – Full RB)

ACLRRResults



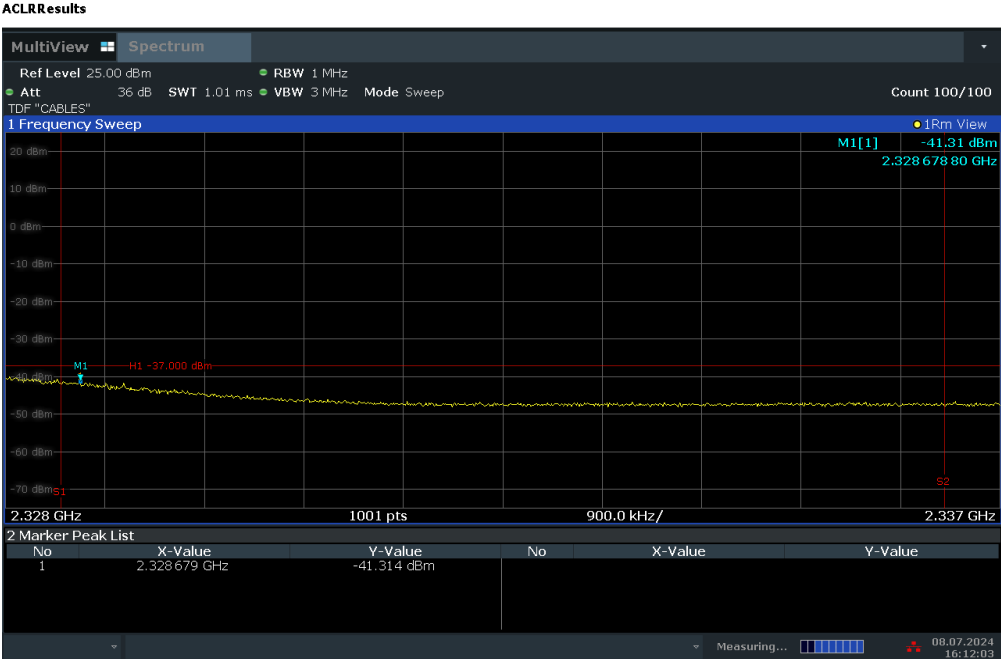
16:11:46 08.07.2024

Plot 7-248. Extended Upper Band Edge Plot (LTE Band 30 - 10MHz QPSK – Full RB)

FCC ID: BCGA3267	 PART 27 MEASUREMENT REPORT		Approved by: Technical Manager
Test Report S/N: 1C2410210073-10-R1.BCG	Test Dates: 7/1/2024 - 12/9/2024	EUT Type: Tablet Device	Page 150 of 427

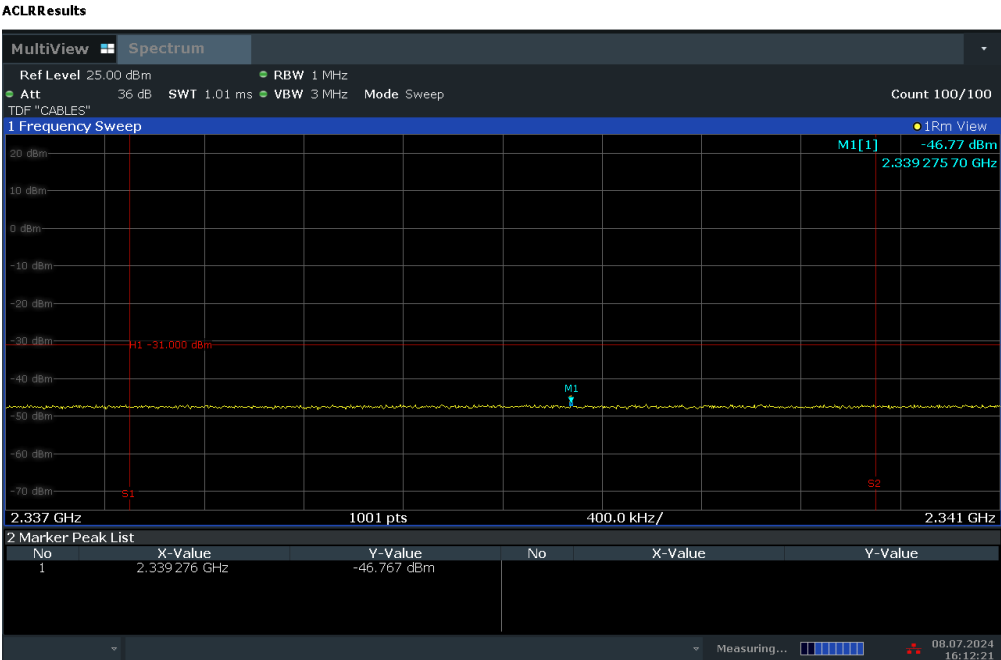
V2.2 09/07/2023

Unless otherwise specified, no part of this report may be reproduced or utilized in any part, form or by any means, electronic or mechanical, including photocopying and microfilm, without permission in writing from Element Materials Technology. If you have any questions about this or have an enquiry about obtaining additional rights to this report or assembly of contents thereof, please contact ct.info@element.com.



16:12:04 08.07.2024

Plot 7-249. Extended Upper Band Edge Plot (LTE Band 30 - 10MHz QPSK – Full RB)



16:12:21 08.07.2024

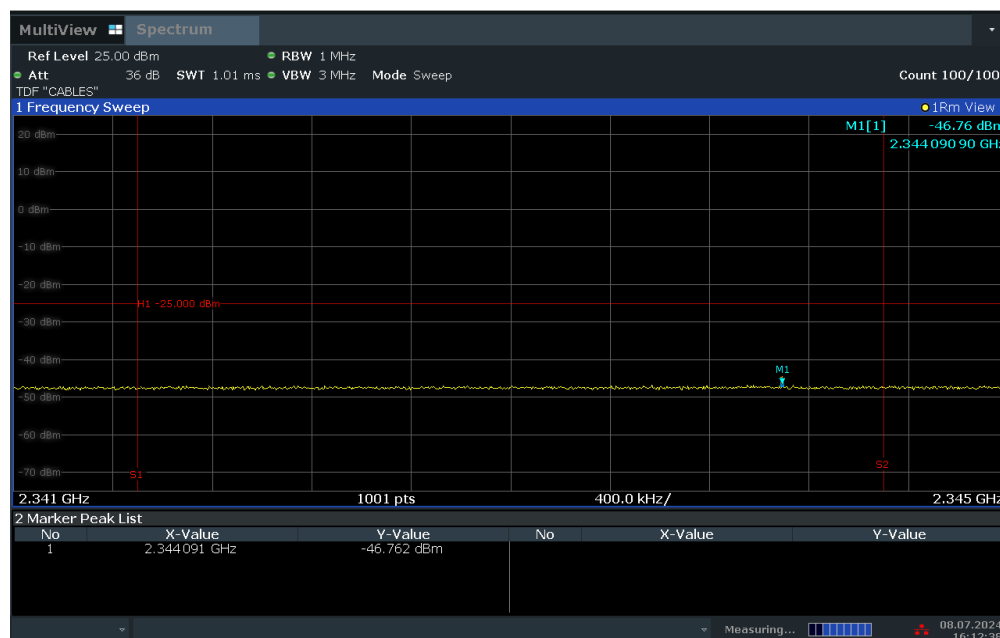
Plot 7-250. Extended Upper Band Edge Plot (LTE Band 30 - 10MHz QPSK – Full RB)

FCC ID: BCGA3267	element PART 27 MEASUREMENT REPORT		Approved by: Technical Manager
Test Report S/N: 1C2410210073-10-R1.BCG	Test Dates: 7/1/2024 - 12/9/2024	EUT Type: Tablet Device	Page 151 of 427

V2.2 09/07/2023

Unless otherwise specified, no part of this report may be reproduced or utilized in any part, form or by any means, electronic or mechanical, including photocopying and microfilm, without permission in writing from Element Materials Technology. If you have any questions about this or have an enquiry about obtaining additional rights to this report or assembly of contents thereof, please contact ct.info@element.com.

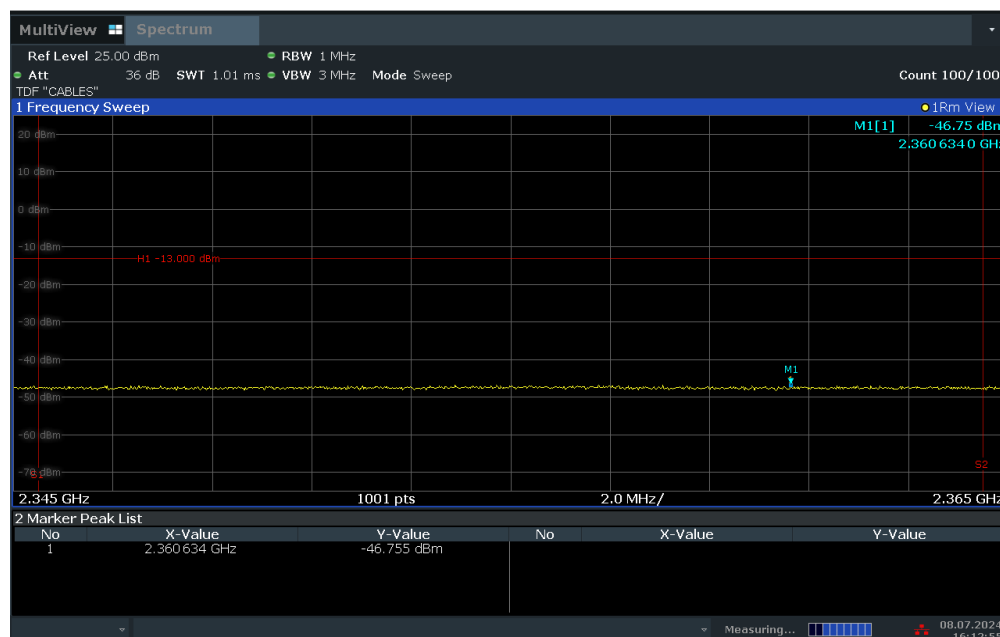
ACLRRResults



16:12:39 08.07.2024


Plot 7-251. Extended Upper Band Edge Plot (LTE Band 30 - 10MHz QPSK – Full RB)

ACLRRResults



16:12:56 08.07.2024

Plot 7-252. Extended Upper Band Edge Plot (LTE Band 30 - 10MHz QPSK – Full RB)

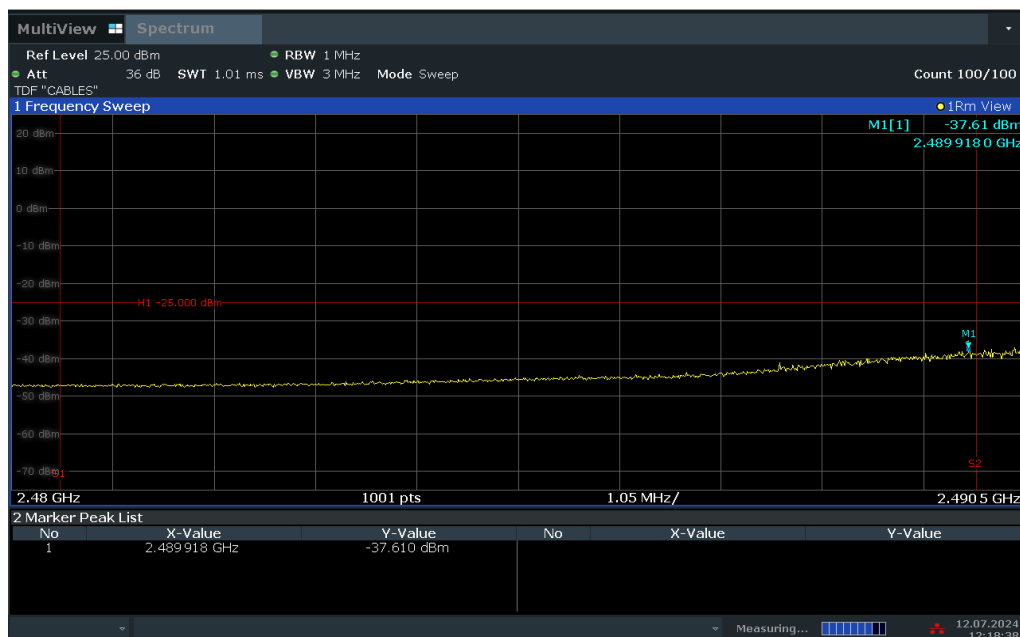
FCC ID: BCGA3267	 PART 27 MEASUREMENT REPORT		Approved by: Technical Manager
Test Report S/N: 1C2410210073-10-R1.BCG	Test Dates: 7/1/2024 - 12/9/2024	EUT Type: Tablet Device	Page 152 of 427

V2.2 09/07/2023

Unless otherwise specified, no part of this report may be reproduced or utilized in any part, form or by any means, electronic or mechanical, including photocopying and microfilm, without permission in writing from Element Materials Technology. If you have any questions about this or have an enquiry about obtaining additional rights to this report or assembly of contents thereof, please contact ct.info@element.com.

LTE Band 7

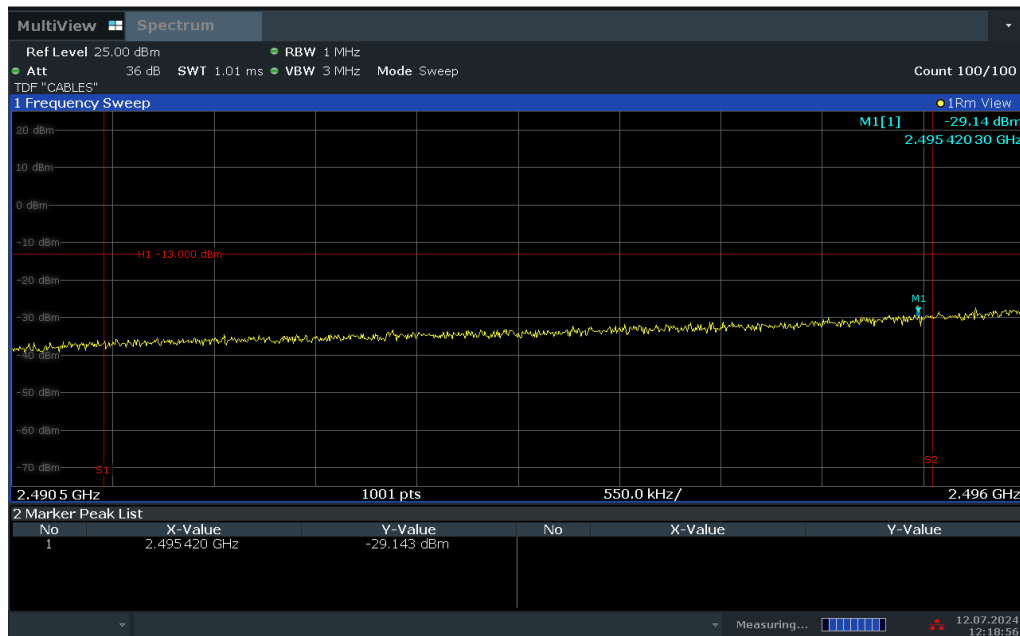
ACLRRResults



12:18:39 12.07.2024


Plot 7-253. Lower Band Edge Plot (LTE Band 7 - 5MHz QPSK – Full RB)

ACLRRResults



12:18:56 12.07.2024

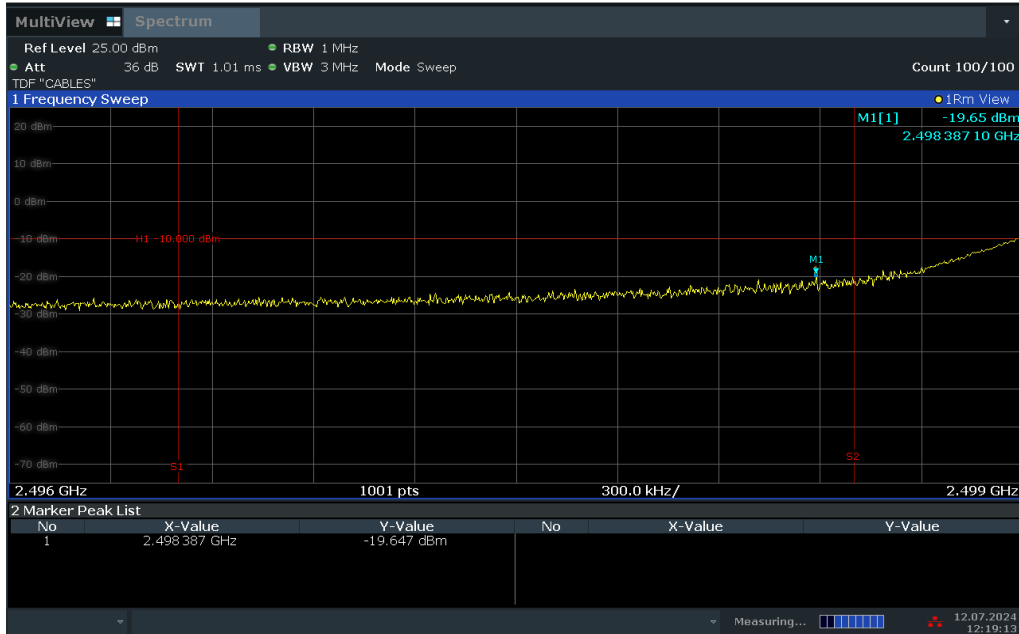
Plot 7-254. Lower Band Edge Plot (LTE Band 7 - 5MHz QPSK – Full RB)

FCC ID: BCGA3267	 PART 27 MEASUREMENT REPORT		Approved by: Technical Manager
Test Report S/N: 1C2410210073-10-R1.BCG	Test Dates: 7/1/2024 - 12/9/2024	EUT Type: Tablet Device	Page 153 of 427

V2.2 09/07/2023

Unless otherwise specified, no part of this report may be reproduced or utilized in any part, form or by any means, electronic or mechanical, including photocopying and microfilm, without permission in writing from Element Materials Technology. If you have any questions about this or have an enquiry about obtaining additional rights to this report or assembly of contents thereof, please contact ct.info@element.com.

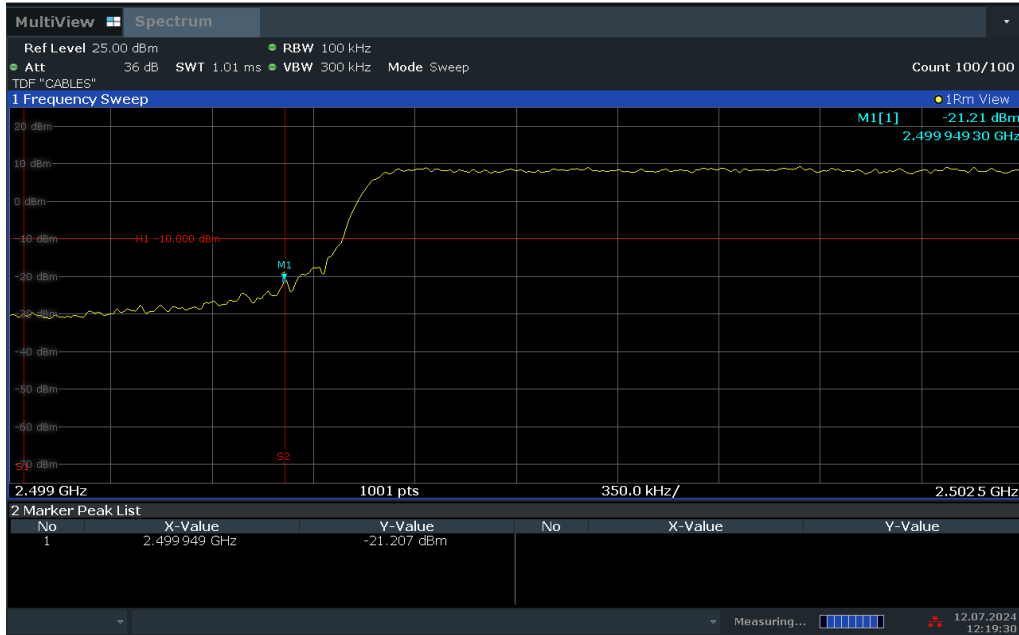
ACLRRResults



12:19:13 12.07.2024

Plot 7-255. Lower Band Edge Plot (LTE Band 7 - 5MHz QPSK – Full RB)

ACLRRResults



12:19:30 12.07.2024

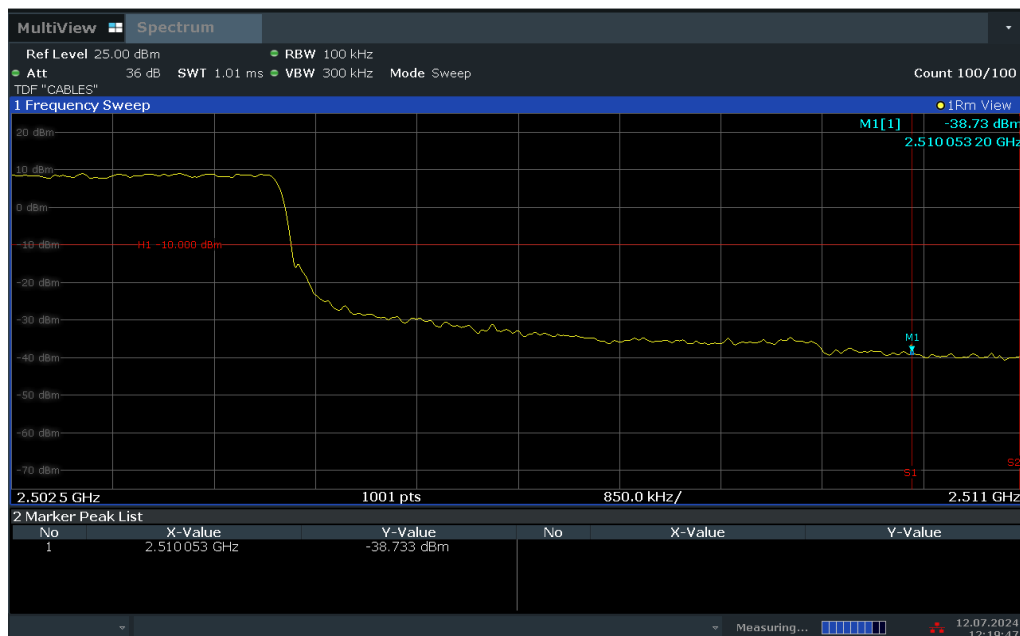
Plot 7-256. Lower Band Edge Plot (LTE Band 7 - 5MHz QPSK – Full RB)

FCC ID: BCGA3267	element PART 27 MEASUREMENT REPORT		Approved by: Technical Manager
Test Report S/N: 1C2410210073-10-R1.BCG	Test Dates: 7/1/2024 - 12/9/2024	EUT Type: Tablet Device	Page 154 of 427

V2.2 09/07/2023

Unless otherwise specified, no part of this report may be reproduced or utilized in any part, form or by any means, electronic or mechanical, including photocopying and microfilm, without permission in writing from Element Materials Technology. If you have any questions about this or have an enquiry about obtaining additional rights to this report or assembly of contents thereof, please contact ct.info@element.com.

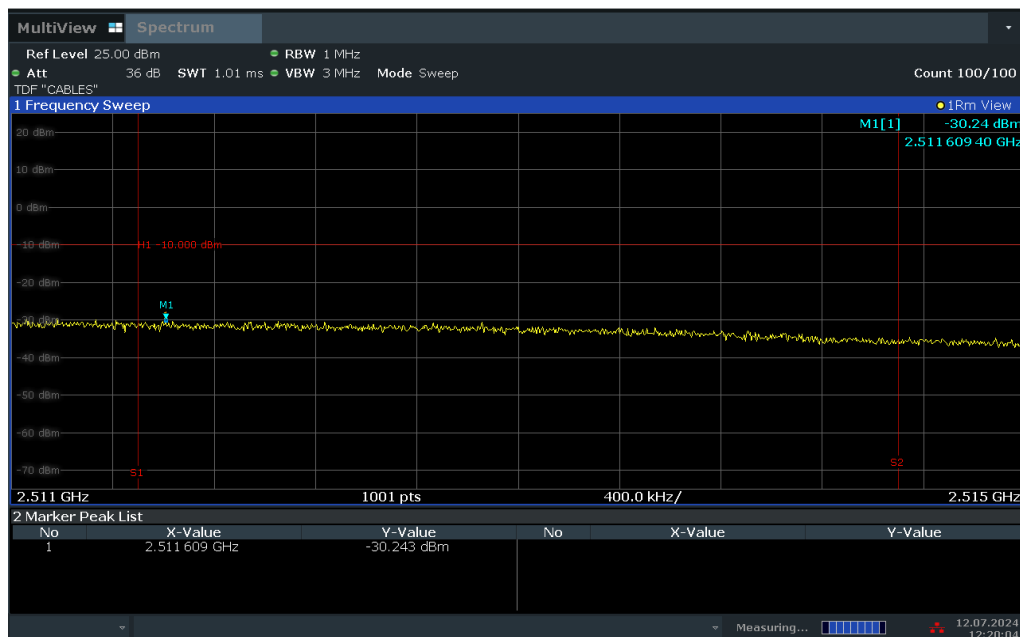
ACLRRResults



12:19:47 12.07.2024


Plot 7-257. Lower Band Edge Plot (LTE Band 7 - 5MHz QPSK – Full RB)

ACLRRResults



12:20:05 12.07.2024

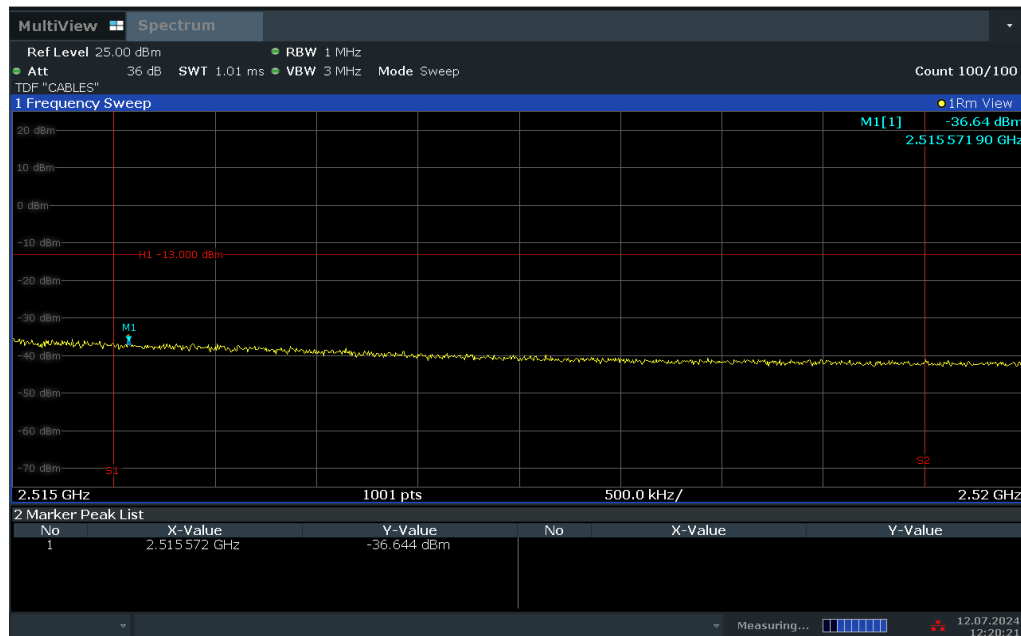
Plot 7-258. Lower Band Edge Plot (LTE Band 7 - 5MHz QPSK – Full RB)

FCC ID: BCGA3267	 PART 27 MEASUREMENT REPORT		Approved by: Technical Manager
Test Report S/N: 1C2410210073-10-R1.BCG	Test Dates: 7/1/2024 - 12/9/2024	EUT Type: Tablet Device	Page 155 of 427

V2.2 09/07/2023

Unless otherwise specified, no part of this report may be reproduced or utilized in any part, form or by any means, electronic or mechanical, including photocopying and microfilm, without permission in writing from Element Materials Technology. If you have any questions about this or have an enquiry about obtaining additional rights to this report or assembly of contents thereof, please contact ct.info@element.com.

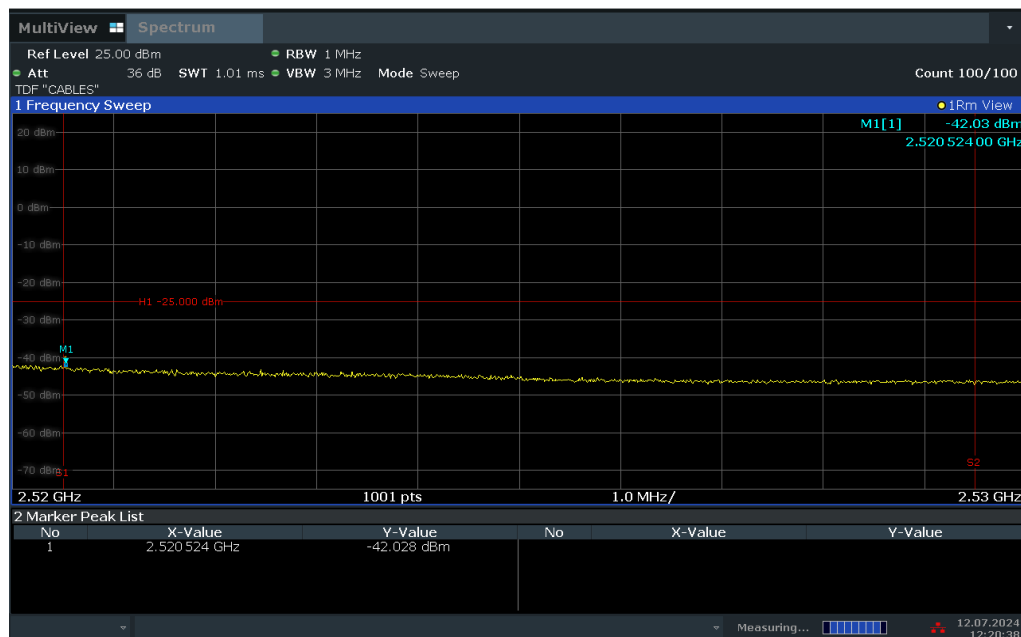
ACLRRResults



12:20:22 12.07.2024


Plot 7-259. Lower Band Edge Plot (LTE Band 7 - 5MHz QPSK – Full RB)

ACLRRResults



12:20:39 12.07.2024

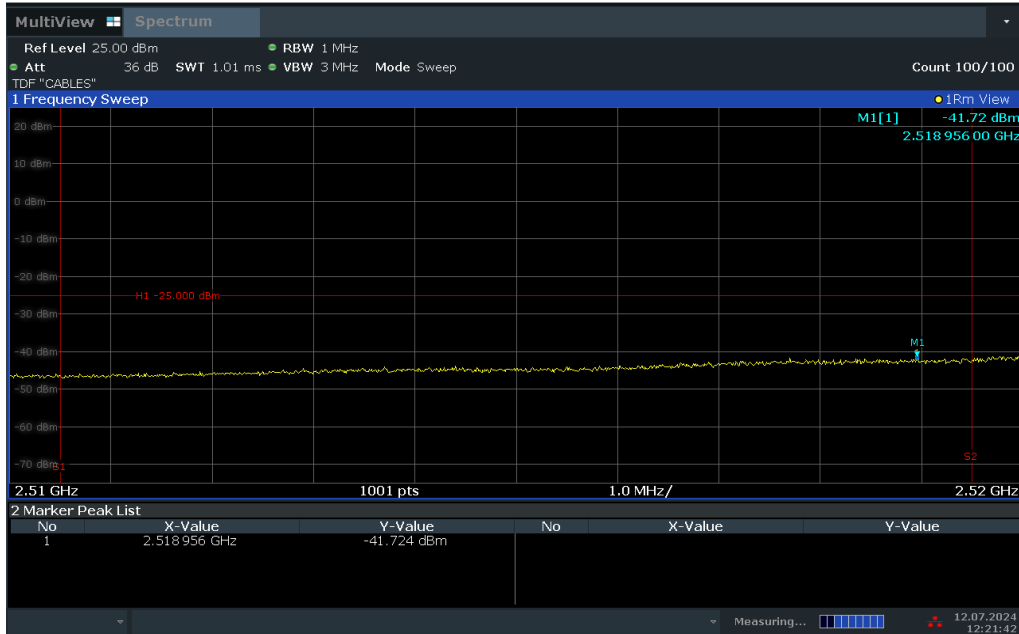
Plot 7-260. Lower Band Edge Plot (LTE Band 7 - 5MHz QPSK – Full RB)

FCC ID: BCGA3267	 PART 27 MEASUREMENT REPORT		Approved by: Technical Manager
Test Report S/N: 1C2410210073-10-R1.BCG	Test Dates: 7/1/2024 - 12/9/2024	EUT Type: Tablet Device	Page 156 of 427

V2.2 09/07/2023

Unless otherwise specified, no part of this report may be reproduced or utilized in any part, form or by any means, electronic or mechanical, including photocopying and microfilm, without permission in writing from Element Materials Technology. If you have any questions about this or have an enquiry about obtaining additional rights to this report or assembly of contents thereof, please contact ct.info@element.com.

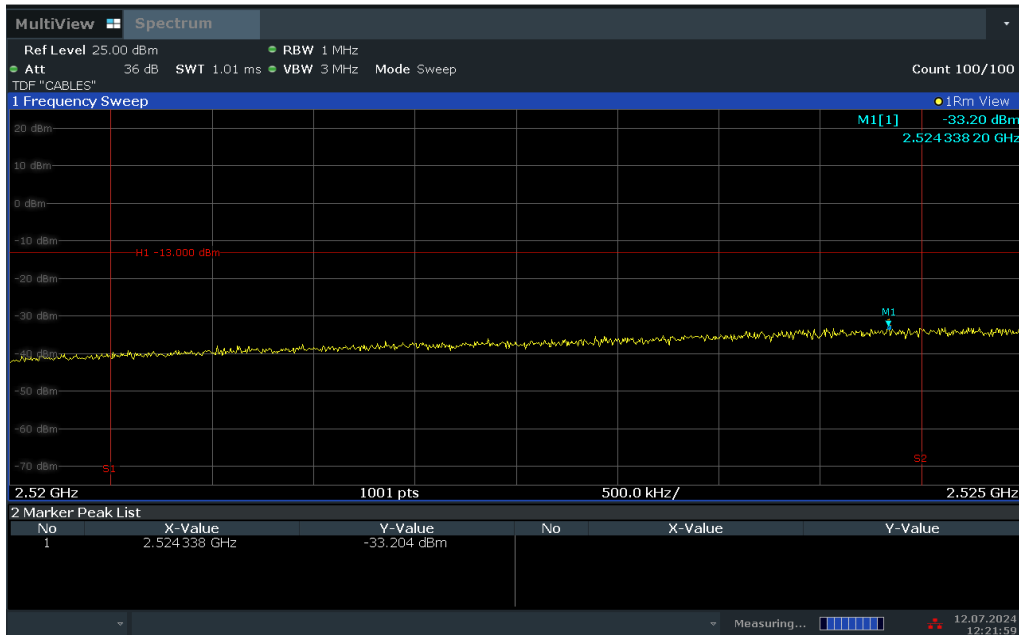
ACLRRResults



12:21:43 12.07.2024

Plot 7-261. Mid Band Edge Plot (LTE Band 7 - 5MHz QPSK – Full RB)

ACLRRResults



12:22:00 12.07.2024

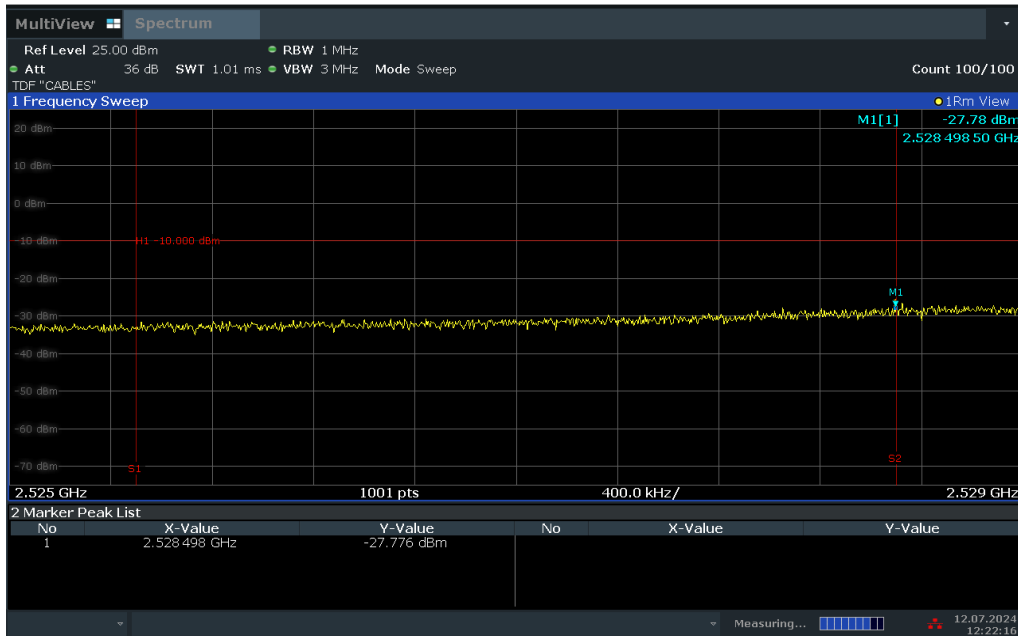
Plot 7-262. Mid Band Edge Plot (LTE Band 7 - 5MHz QPSK – Full RB)

FCC ID: BCGA3267	element PART 27 MEASUREMENT REPORT		Approved by: Technical Manager
Test Report S/N: 1C2410210073-10-R1.BCG	Test Dates: 7/1/2024 - 12/9/2024	EUT Type: Tablet Device	Page 157 of 427

V2.2 09/07/2023

Unless otherwise specified, no part of this report may be reproduced or utilized in any part, form or by any means, electronic or mechanical, including photocopying and microfilm, without permission in writing from Element Materials Technology. If you have any questions about this or have an enquiry about obtaining additional rights to this report or assembly of contents thereof, please contact ct.info@element.com.

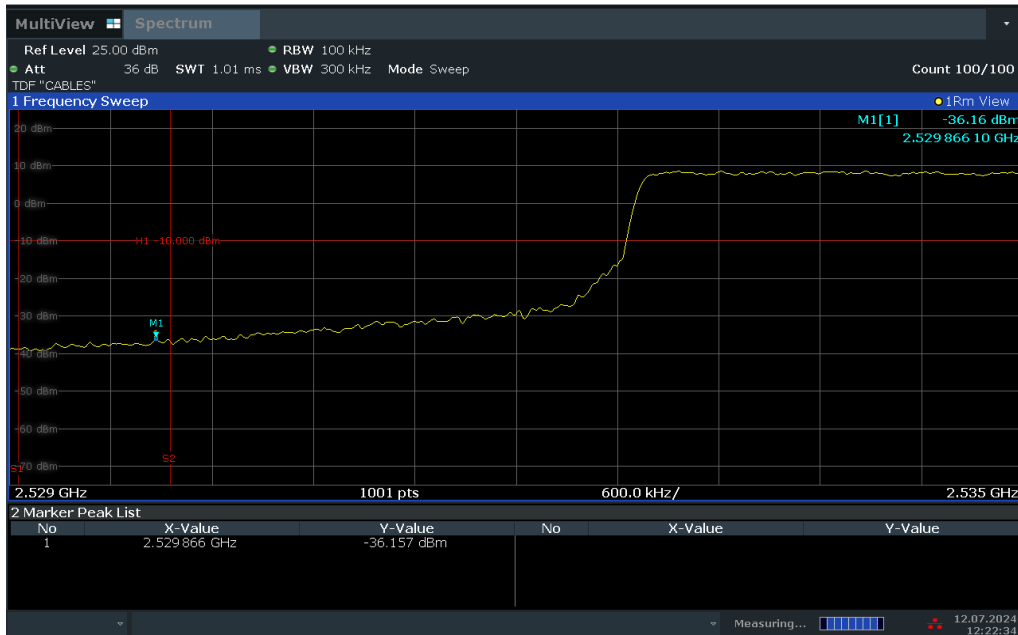
ACLRRResults



12:22:17 12.07.2024

Plot 7-263. Mid Band Edge Plot (LTE Band 7 - 5MHz QPSK – Full RB)

ACLRRResults



12:22:34 12.07.2024

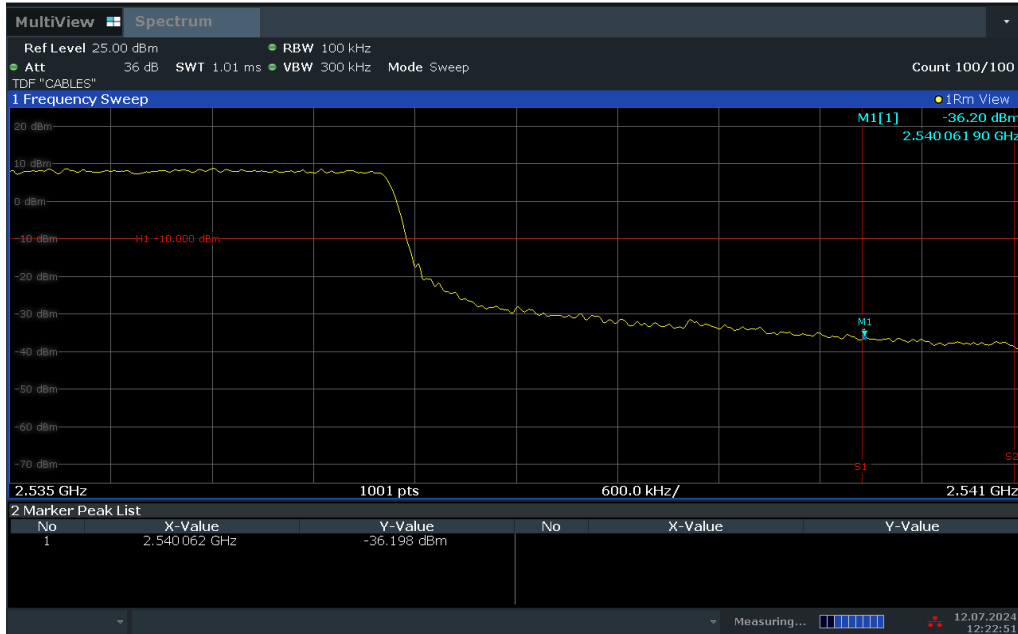
Plot 7-264. Mid Band Edge Plot (LTE Band 7 - 5MHz QPSK – Full RB)

FCC ID: BCGA3267	element PART 27 MEASUREMENT REPORT		Approved by: Technical Manager
Test Report S/N: 1C2410210073-10-R1.BCG	Test Dates: 7/1/2024 - 12/9/2024	EUT Type: Tablet Device	Page 158 of 427

V2.2 09/07/2023

Unless otherwise specified, no part of this report may be reproduced or utilized in any part, form or by any means, electronic or mechanical, including photocopying and microfilm, without permission in writing from Element Materials Technology. If you have any questions about this or have an enquiry about obtaining additional rights to this report or assembly of contents thereof, please contact ct.info@element.com.

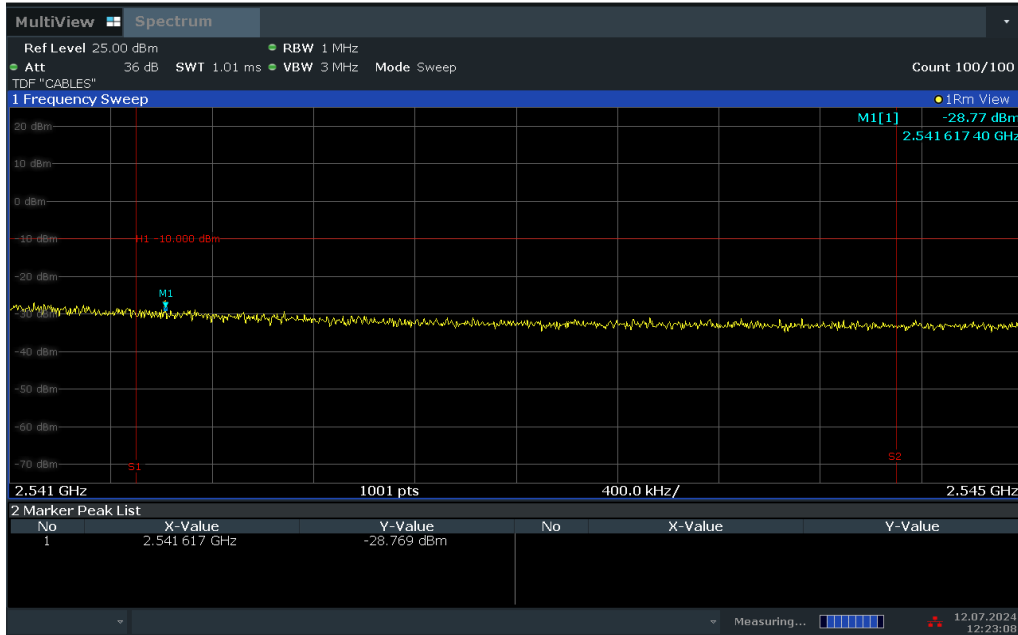
ACLRRResults



12:22:52 12.07.2024

Plot 7-265. Mid Band Edge Plot (LTE Band 7 - 5MHz QPSK – Full RB)

ACLRRResults



12:23:09 12.07.2024

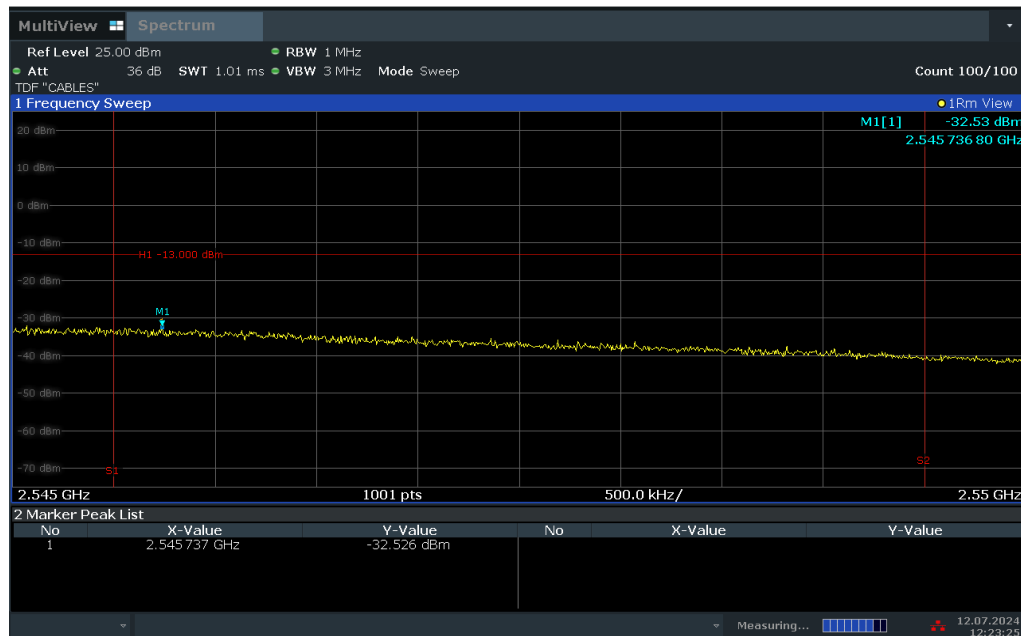
Plot 7-266. Mid Band Edge Plot (LTE Band 7 - 5MHz QPSK – Full RB)

FCC ID: BCGA3267	element PART 27 MEASUREMENT REPORT		Approved by: Technical Manager
Test Report S/N: 1C2410210073-10-R1.BCG	Test Dates: 7/1/2024 - 12/9/2024	EUT Type: Tablet Device	Page 159 of 427

V2.2 09/07/2023

Unless otherwise specified, no part of this report may be reproduced or utilized in any part, form or by any means, electronic or mechanical, including photocopying and microfilm, without permission in writing from Element Materials Technology. If you have any questions about this or have an enquiry about obtaining additional rights to this report or assembly of contents thereof, please contact ct.info@element.com.

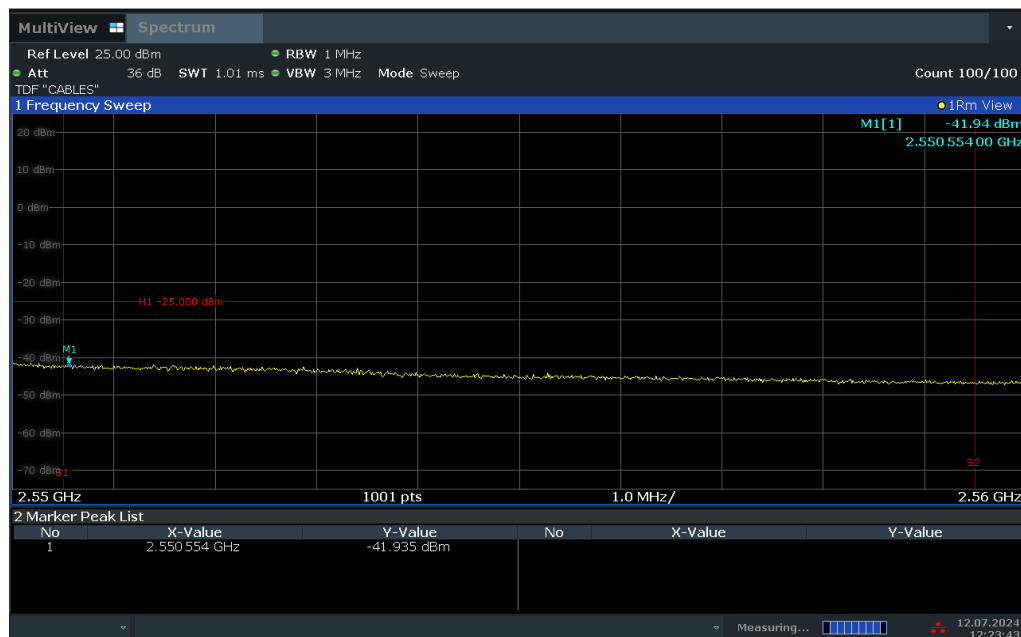
ACLRRResults



12:23:26 12.07.2024


Plot 7-267. Mid Band Edge Plot (LTE Band 7 - 5MHz QPSK – Full RB)

ACLRRResults



12:23:43 12.07.2024

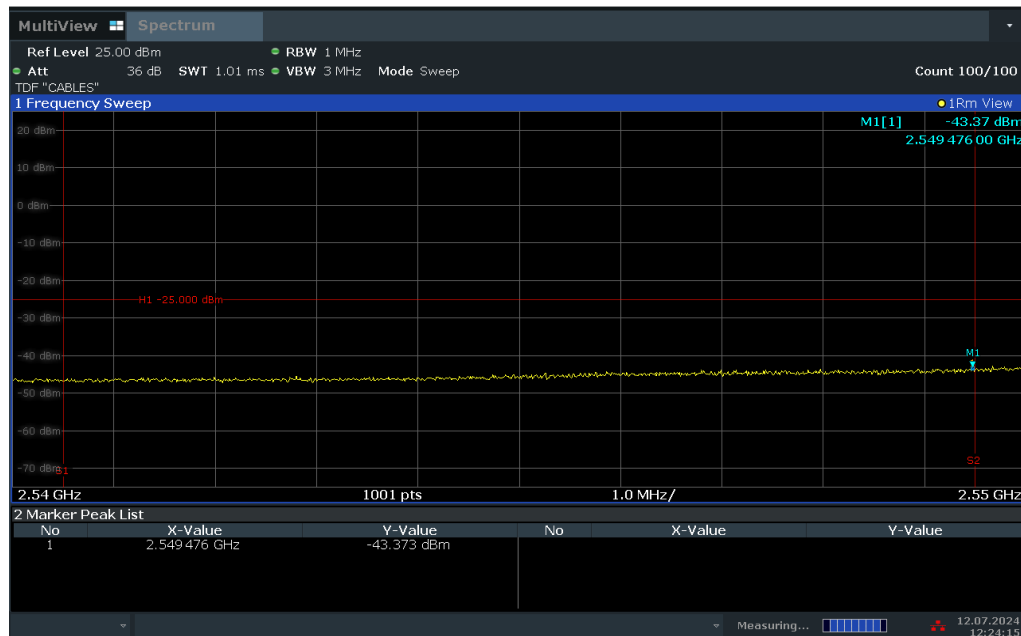
Plot 7-268. Mid Band Edge Plot (LTE Band 7 - 5MHz QPSK – Full RB)

FCC ID: BCGA3267	 PART 27 MEASUREMENT REPORT		Approved by: Technical Manager
Test Report S/N: 1C2410210073-10-R1.BCG	Test Dates: 7/1/2024 - 12/9/2024	EUT Type: Tablet Device	Page 160 of 427

V2.2 09/07/2023

Unless otherwise specified, no part of this report may be reproduced or utilized in any part, form or by any means, electronic or mechanical, including photocopying and microfilm, without permission in writing from Element Materials Technology. If you have any questions about this or have an enquiry about obtaining additional rights to this report or assembly of contents thereof, please contact ct.info@element.com.

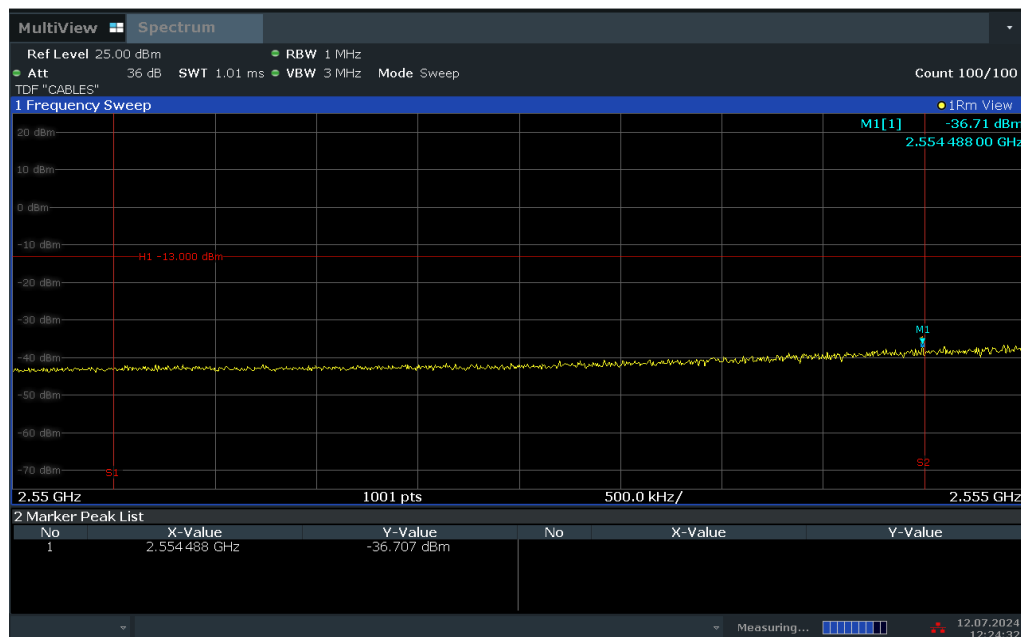
ACLRRResults



12:24:15 12.07.2024


Plot 7-269. Upper Band Edge Plot (LTE Band 7 - 5MHz QPSK – Full RB)

ACLRRResults



12:24:32 12.07.2024

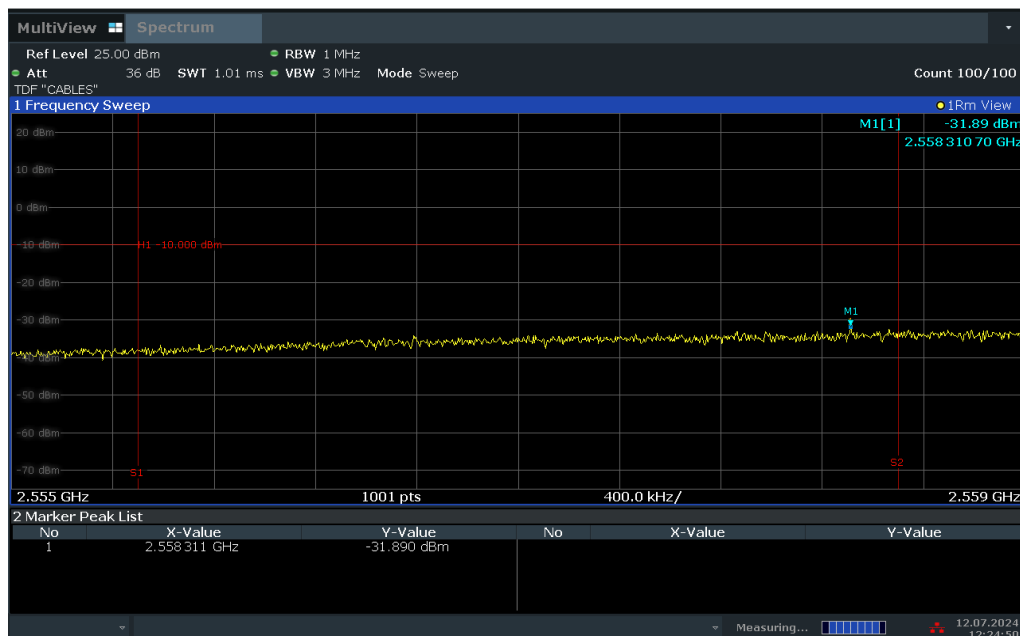
Plot 7-270. Upper Band Edge Plot (LTE Band 7 - 5MHz QPSK – Full RB)

FCC ID: BCGA3267	 PART 27 MEASUREMENT REPORT		Approved by: Technical Manager
Test Report S/N: 1C2410210073-10-R1.BCG	Test Dates: 7/1/2024 - 12/9/2024	EUT Type: Tablet Device	Page 161 of 427

V2.2 09/07/2023

Unless otherwise specified, no part of this report may be reproduced or utilized in any part, form or by any means, electronic or mechanical, including photocopying and microfilm, without permission in writing from Element Materials Technology. If you have any questions about this or have an enquiry about obtaining additional rights to this report or assembly of contents thereof, please contact ct.info@element.com.

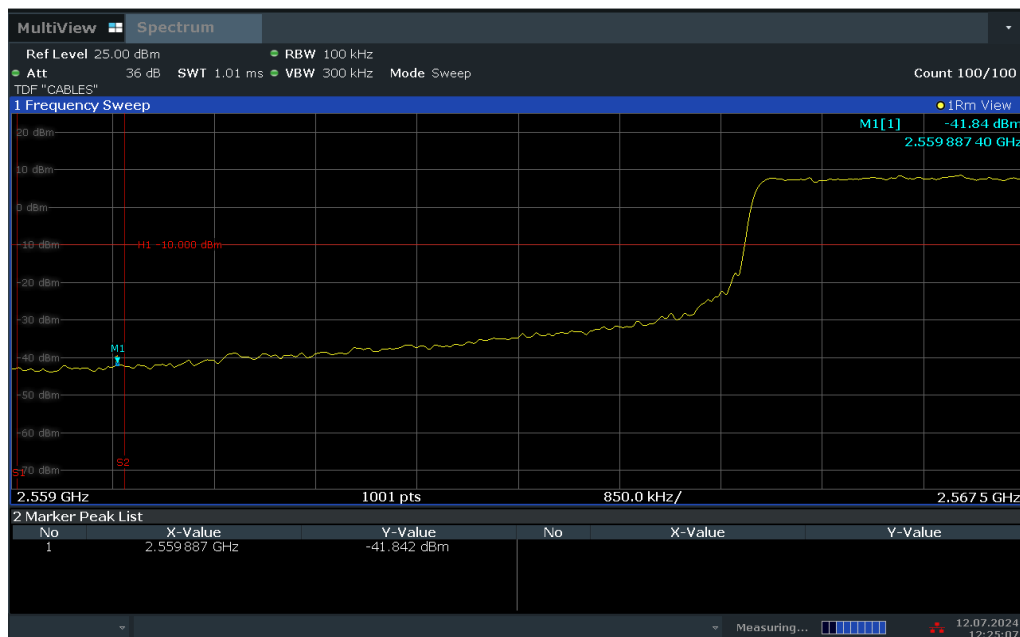
ACLRRResults



12:24:50 12.07.2024


Plot 7-271. Upper Band Edge Plot (LTE Band 7 - 5MHz QPSK – Full RB)

ACLRRResults



12:25:07 12.07.2024

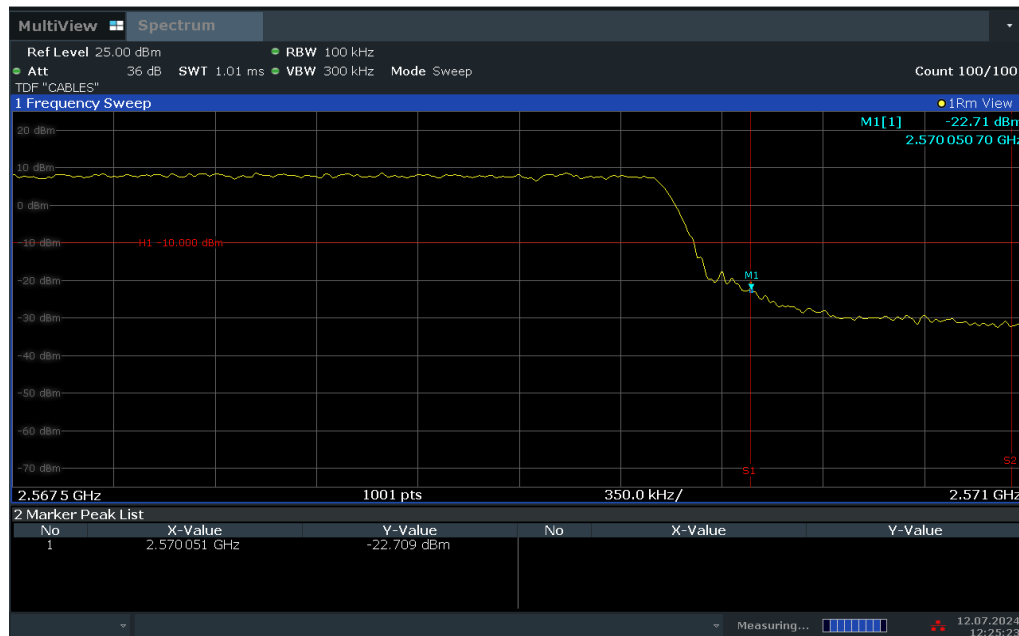
Plot 7-272. Upper Band Edge Plot (LTE Band 7 - 5MHz QPSK – Full RB)

FCC ID: BCGA3267	 PART 27 MEASUREMENT REPORT		Approved by: Technical Manager
Test Report S/N: 1C2410210073-10-R1.BCG	Test Dates: 7/1/2024 - 12/9/2024	EUT Type: Tablet Device	Page 162 of 427

V2.2 09/07/2023

Unless otherwise specified, no part of this report may be reproduced or utilized in any part, form or by any means, electronic or mechanical, including photocopying and microfilm, without permission in writing from Element Materials Technology. If you have any questions about this or have an enquiry about obtaining additional rights to this report or assembly of contents thereof, please contact ct.info@element.com.

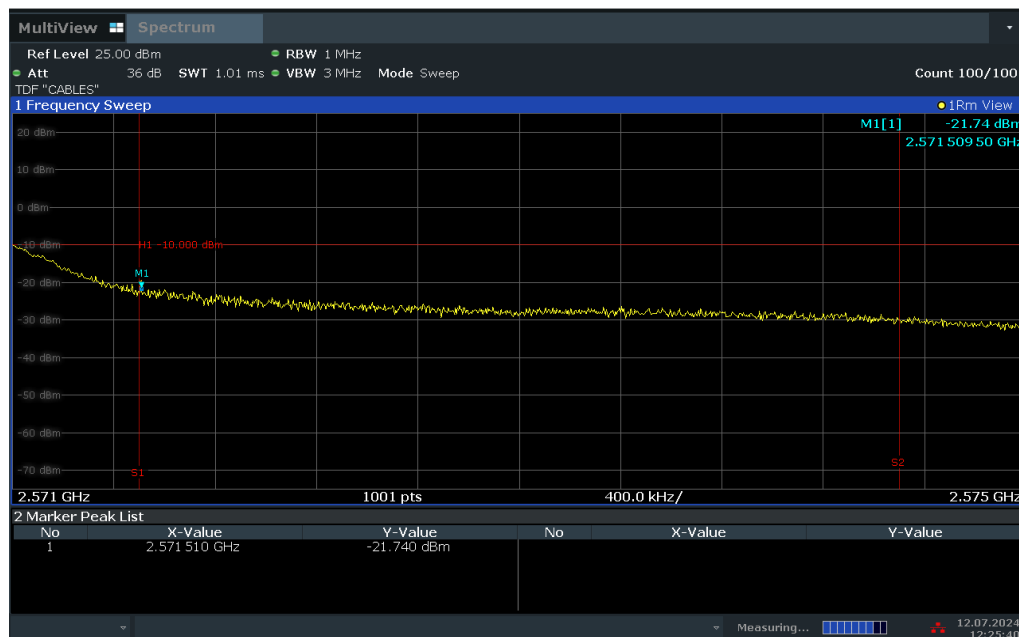
ACLRRResults



12:25:24 12.07.2024


Plot 7-273. Upper Band Edge Plot (LTE Band 7 - 5MHz QPSK – Full RB)

ACLRRResults



12:25:41 12.07.2024

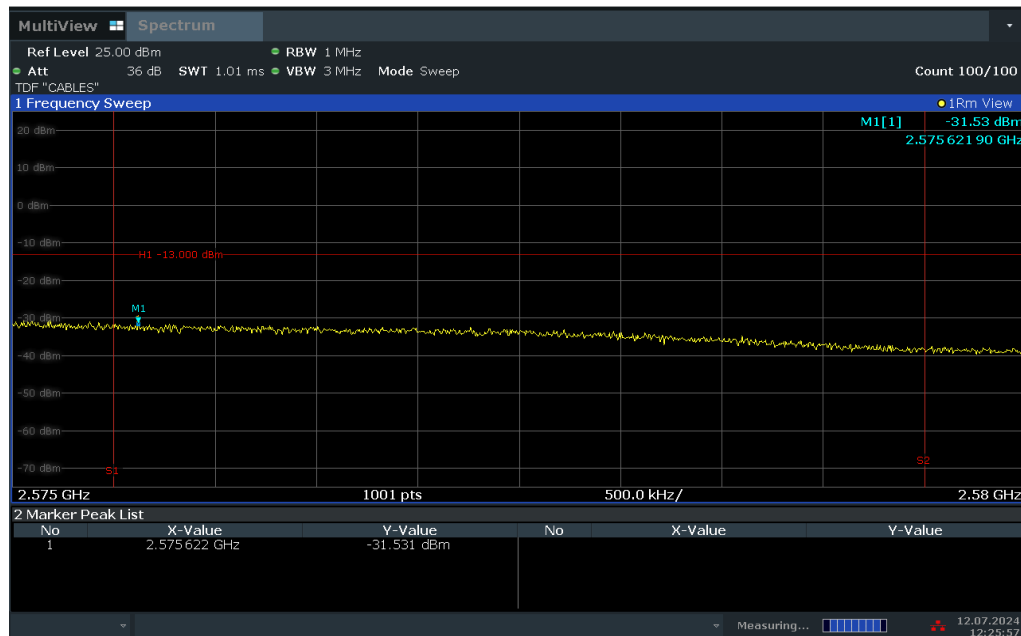
Plot 7-274. Upper Band Edge Plot (LTE Band 7 - 5MHz QPSK – Full RB)

FCC ID: BCGA3267	 PART 27 MEASUREMENT REPORT		Approved by: Technical Manager
Test Report S/N: 1C2410210073-10-R1.BCG	Test Dates: 7/1/2024 - 12/9/2024	EUT Type: Tablet Device	Page 163 of 427

V2.2 09/07/2023

Unless otherwise specified, no part of this report may be reproduced or utilized in any part, form or by any means, electronic or mechanical, including photocopying and microfilm, without permission in writing from Element Materials Technology. If you have any questions about this or have an enquiry about obtaining additional rights to this report or assembly of contents thereof, please contact ct.info@element.com.

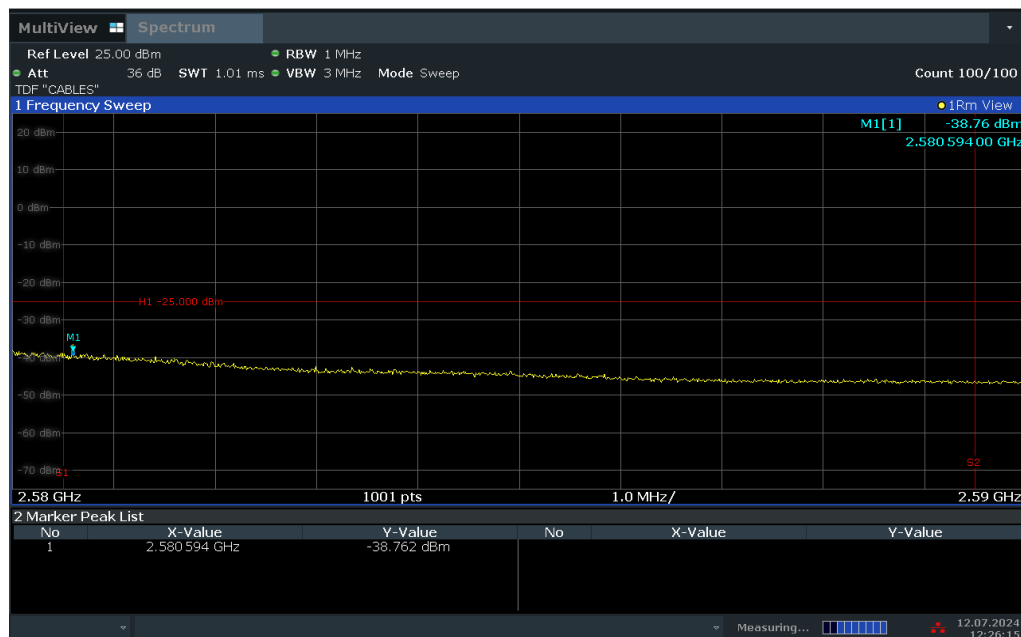
ACLRRResults



12:25:58 12.07.2024


Plot 7-275. Upper Band Edge Plot (LTE Band 7 - 5MHz QPSK – Full RB)

ACLRRResults



12:26:16 12.07.2024

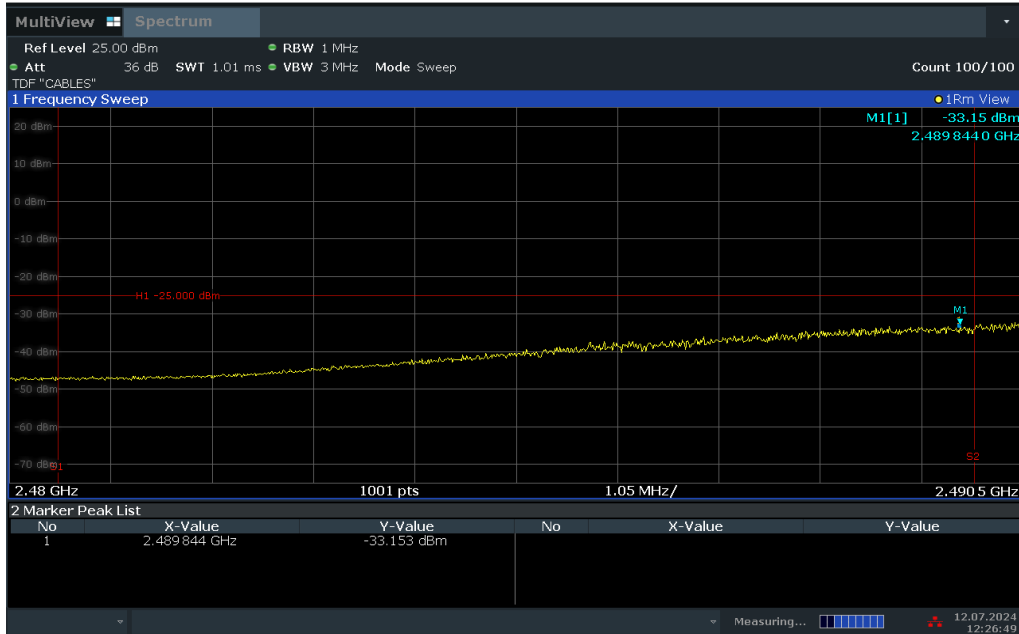
Plot 7-276. Upper Band Edge Plot (LTE Band 7 - 5MHz QPSK – Full RB)

FCC ID: BCGA3267	 PART 27 MEASUREMENT REPORT		Approved by: Technical Manager
Test Report S/N: 1C2410210073-10-R1.BCG	Test Dates: 7/1/2024 - 12/9/2024	EUT Type: Tablet Device	Page 164 of 427

V2.2 09/07/2023

Unless otherwise specified, no part of this report may be reproduced or utilized in any part, form or by any means, electronic or mechanical, including photocopying and microfilm, without permission in writing from Element Materials Technology. If you have any questions about this or have an enquiry about obtaining additional rights to this report or assembly of contents thereof, please contact ct.info@element.com.

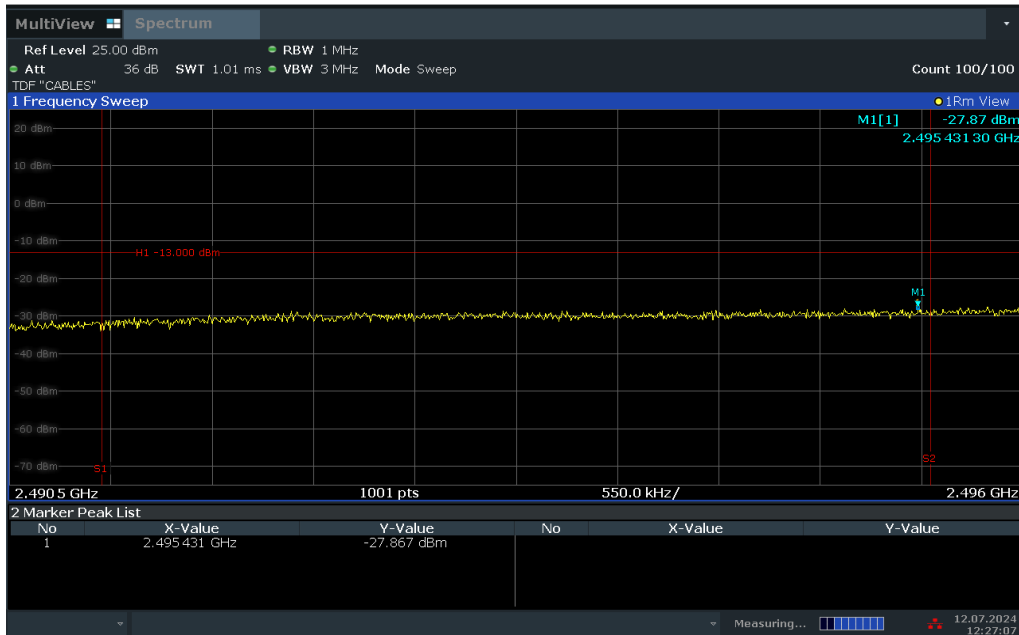
ACLRRResults



12:26:50 12.07.2024

Plot 7-277. Lower Band Edge Plot (LTE Band 7 - 10MHz QPSK – Full RB)

ACLRRResults



12:27:08 12.07.2024

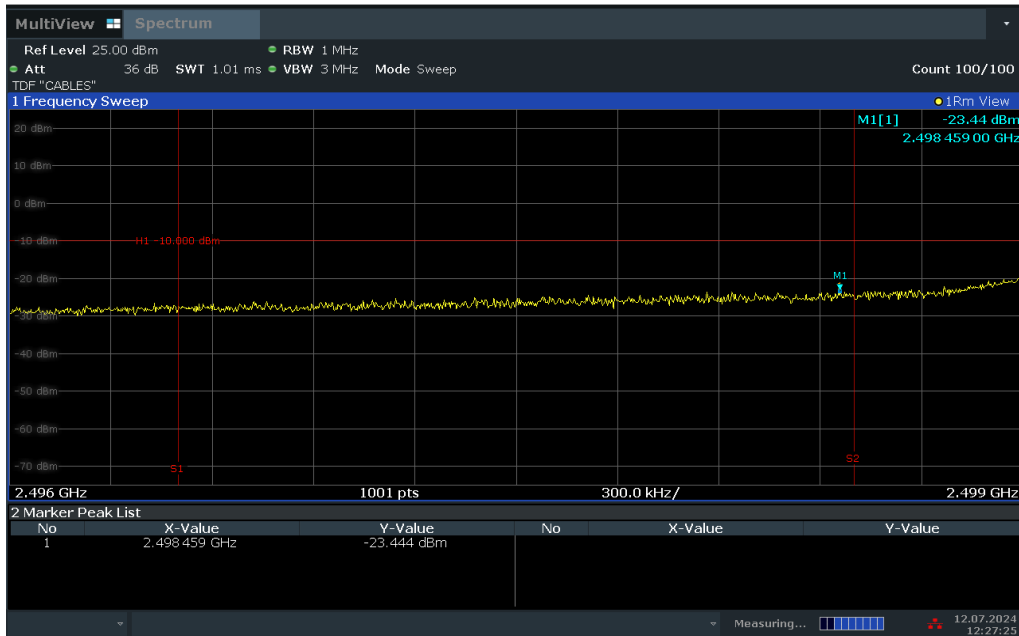
Plot 7-278. Lower Band Edge Plot (LTE Band 7 - 10MHz QPSK – Full RB)

FCC ID: BCGA3267	element PART 27 MEASUREMENT REPORT		Approved by: Technical Manager
Test Report S/N: 1C2410210073-10-R1.BCG	Test Dates: 7/1/2024 - 12/9/2024	EUT Type: Tablet Device	Page 165 of 427

V2.2 09/07/2023

Unless otherwise specified, no part of this report may be reproduced or utilized in any part, form or by any means, electronic or mechanical, including photocopying and microfilm, without permission in writing from Element Materials Technology. If you have any questions about this or have an enquiry about obtaining additional rights to this report or assembly of contents thereof, please contact ct.info@element.com.

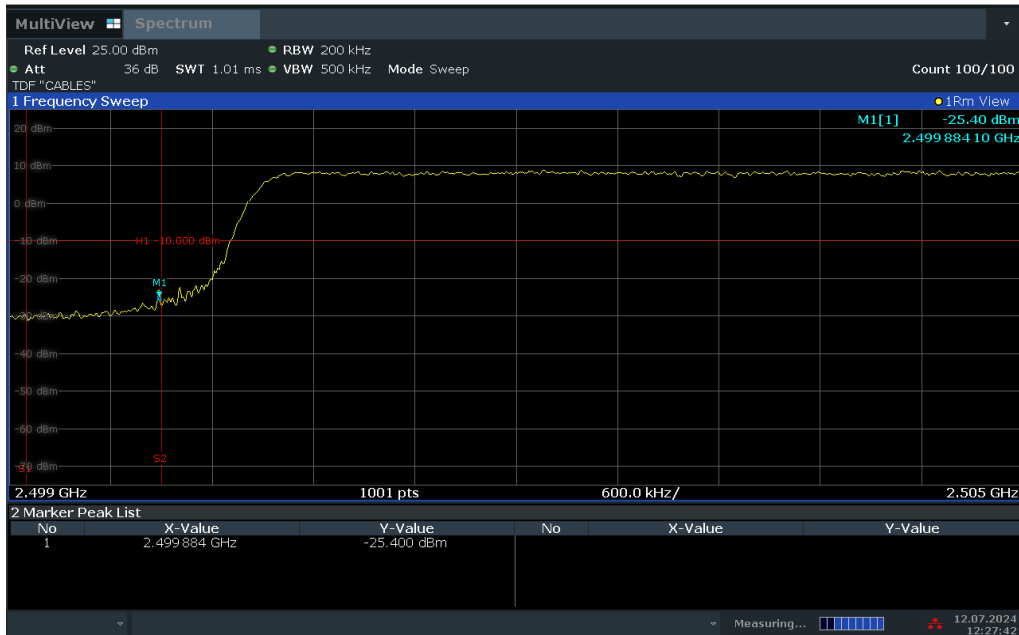
ACLRRResults



12:27:25 12.07.2024

Plot 7-279. Lower Band Edge Plot (LTE Band 7 - 10MHz QPSK – Full RB)

ACLRRResults



12:27:43 12.07.2024

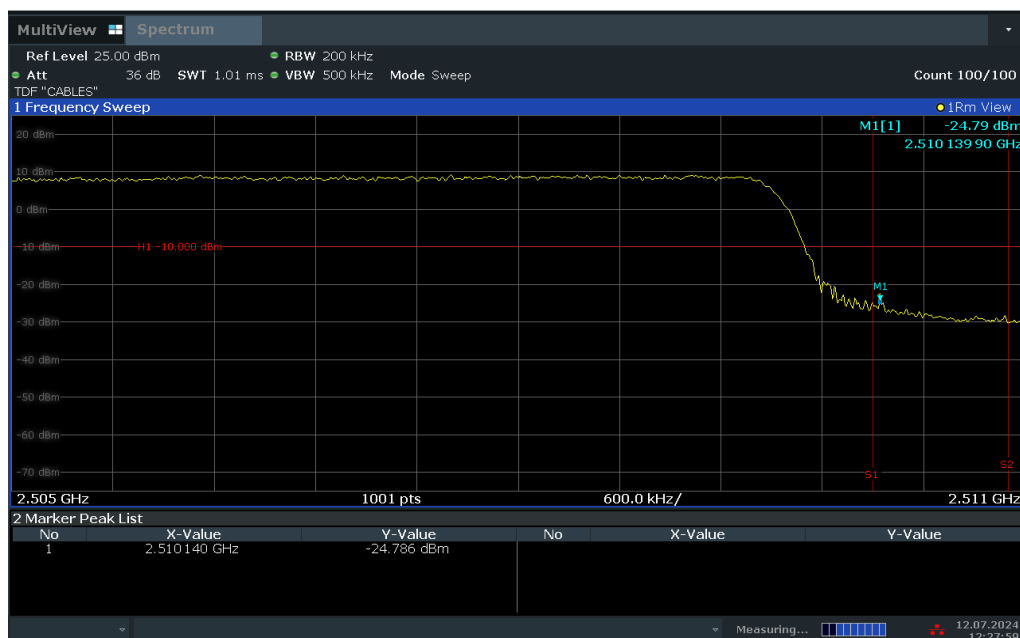
Plot 7-280. Lower Band Edge Plot (LTE Band 7 - 10MHz QPSK – Full RB)

FCC ID: BCGA3267	element PART 27 MEASUREMENT REPORT		Approved by: Technical Manager
Test Report S/N: 1C2410210073-10-R1.BCG	Test Dates: 7/1/2024 - 12/9/2024	EUT Type: Tablet Device	Page 166 of 427

V2.2 09/07/2023

Unless otherwise specified, no part of this report may be reproduced or utilized in any part, form or by any means, electronic or mechanical, including photocopying and microfilm, without permission in writing from Element Materials Technology. If you have any questions about this or have an enquiry about obtaining additional rights to this report or assembly of contents thereof, please contact ct.info@element.com.

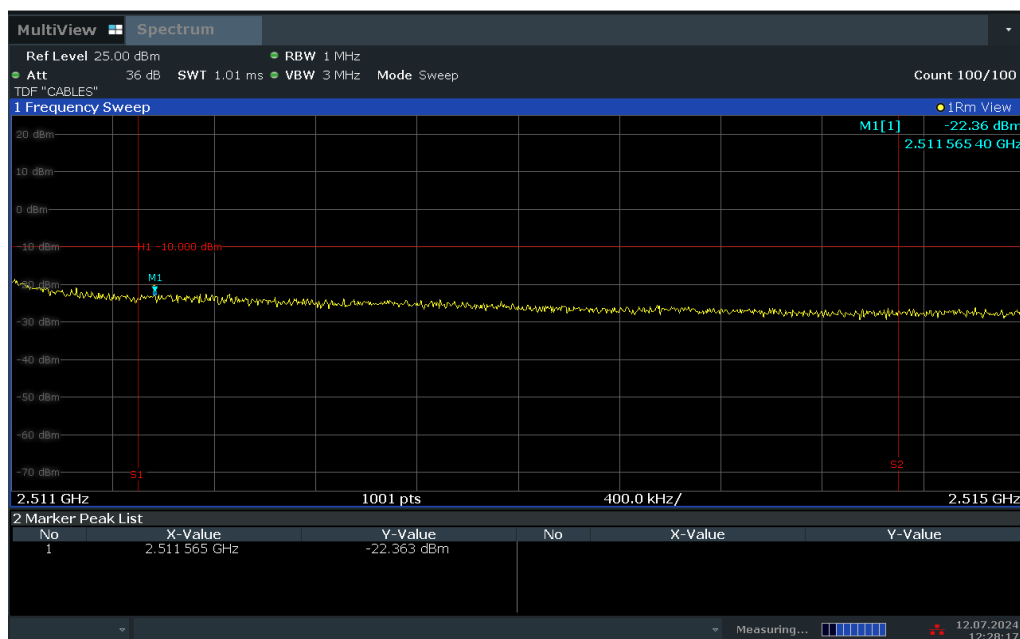
ACLRRResults



12:28:00 12.07.2024


Plot 7-281. Lower Band Edge Plot (LTE Band 7 - 10MHz QPSK – Full RB)

ACLRRResults



12:28:18 12.07.2024

Plot 7-282. Lower Band Edge Plot (LTE Band 7 - 10MHz QPSK – Full RB)

FCC ID: BCGA3267	 PART 27 MEASUREMENT REPORT		Approved by: Technical Manager
Test Report S/N: 1C2410210073-10-R1.BCG	Test Dates: 7/1/2024 - 12/9/2024	EUT Type: Tablet Device	Page 167 of 427

V2.2 09/07/2023

Unless otherwise specified, no part of this report may be reproduced or utilized in any part, form or by any means, electronic or mechanical, including photocopying and microfilm, without permission in writing from Element Materials Technology. If you have any questions about this or have an enquiry about obtaining additional rights to this report or assembly of contents thereof, please contact ct.info@element.com.