

WIRELESS FULL SIZE KEYBOARD

With

AIR MOUSE GO PLUS

Quick Start Guide



GYM1100FK



Limited Warranty

Gyration® provides a one year limited warranty for all of its products against defects in materials and workmanship.

During this period, Gyration® will repair or replace any product which proves to be defective. However, Gyration® will not warrant any product which has been subject to improper handling, abuse, negligence, improper installation or unauthorized repair. The warranty will not cover products installed with components not approved by Gyration® and products where the sealed assembly trace has been broken.

If you discover a defect, Gyration® will, at its option, repair or replace the product free of charge, provided you return it during the warranty period with freight charges pre-paid to Gyration®. Before returning any product, you must obtain a Return Merchandise Authorization number (RMA). This RMA # must be clearly marked on the outside of the package. you are returning for warranty service. Be certain to also include your name, shipping address (no PO Boxes), telephone number, and a copy of the invoice showing proof of purchase in the package.

Registration & Support

Product Registration: www.gyration.com/register

Warranty: www.gyration.com/warranty

Support: www.gyration.com/support

Telephone Support: 1-800-795-6788

Email Support: support@gyration.com

9:00AM to 5:00PM PST MONDAY TO FRIDAY

Contents:

- Gyration Air Mouse Go Plus
- Gyration Wireless Full Size Keyboard
- Desktop charging cradle and USB charging cable
- 2.4 GHz USB Receiver
- Quick Start Guide
- Downloadable MotionTools software

Keyboard Specification:

Key Layout:	104-Key US Layout
Key Type:	Scissor-Switch Technology
Wireless Technology:	2.4 Ghz Wireless Technology
Distance:	100 ft (30m)
Battery:	Rechargeable Polymer Battery
Internet Hotkeys:	5 Hotkeys (Home, Email, Forward, Back, Search)
Media Hotkeys:	7 Hotkeys (Play/Pause, Stop, Next Track, Previous Track, Volume Down, and Mute)
Dimension:	17.5" x 5.3" x 0.7" (445 x 135 x 18.40mm)
Weight:	1.20 lb (545g)

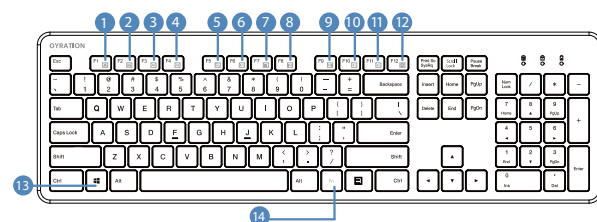
Mouse Specification:

Tracking Method:	Optical Sensor
Hand Orientation:	Both Hands
Wireless Technology:	2.4 Ghz Wireless Technology
Distance:	100 ft (30m)
Battery:	Rechargeable Internal lithium-ion battery
Dimension:	4.6 x 2.3 x 1.6 in (120 x 58 x 40mm)
Weight:	0.28 lb (130g)

Requirement:

Operating System:	Windows 10/8/7/Vista/XP
Connectivity:	Available USB Port


Keyboard Overview



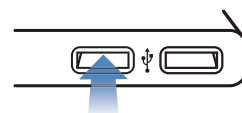
- 1 Home
- 2 E-mail
- 3 Previous
- 4 Next
- 5 Search
- 6 Play / Pause
- 7 Next Track
- 8 Stop
- 9 Previous Track
- 10 Volume Down
- 11 Volume Up
- 12 Mute
- 13 Windows Button
- 14 Function Key
- 15 2.4 Ghz Wireless Receiver

Getting Started


- 1 Make sure that your computer is turned OFF before installing the keyboard



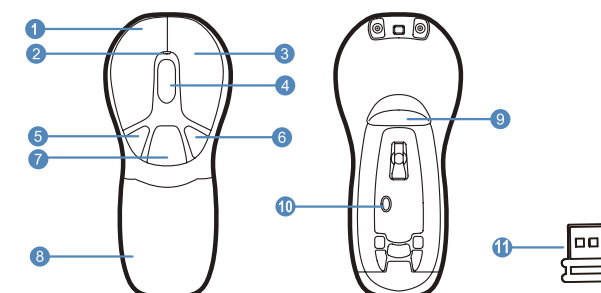
- 2 Insert the USB receiver into an available USB port on your computer.



- 3 Turn on your computer, operating system will detect the device automatically, no driver required.



Air Mouse Overview



A: Mouse Mode

- 1 Left Mouse Button
- 2 LED light
- 3 Right Mouse Button
- 4 Scroll Wheel
- 5 Backward Button
- 6 Forward Button
- 7 DPI Button
- 8 Lithium-ion Battery
- 9 Non-Function
- 10 Mouse Connect Button
- 11 2.4 GHz USB Receiver

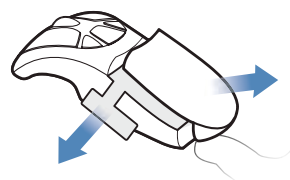
B: Presenter Mode

- 1 Left Mouse Button
- 2 LED light
- 3 Right Mouse Button
- 4 Scroll Wheel
- 5 Page Up
- 6 Page Down
- 7 Gesture Button
- 8 Lithium-ion Battery
- 9 In-Air Activation Trigger
- 10 Mouse Connect Button
- 11 2.4 GHz USB Receiver

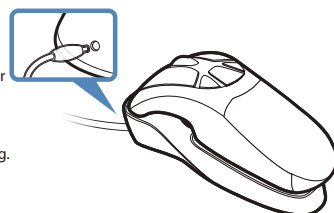
Getting Started

- 1 Remove Insulator tab.

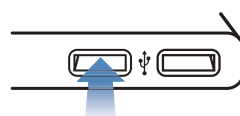
Press the release button on the bottom of the mouse and remove battery pack. Remove and discard the plastic insulator tab. Replace Battery.



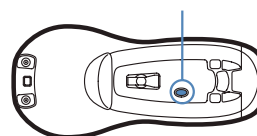
- 2 Plug one end of the included USB charging cable into the desktop charger and the other end into an available USB port. Place the mouse on the charging cradle and charge for 4 hours. The LED will remain RED while charging.



- 3 Insert the USB receiver into an available USB port on your computer.



- 4 Press the connect button on the bottom of the mouse.



- 5 The computer will automatically detect and configure the Air Mouse.

- 6 Visit www.gyration.com/download to download the MotionTools software and enjoy gesture recognition for your favorite applications.

FCC Warning

This device complies with part 15 of the FCC Rules. Operation is subject to the following two conditions: (1) this device may not cause harmful interference, and (2) this device must accept any interference received, including interference that may cause undesired operation.

Any changes or modifications not expressly approved by the party responsible for compliance could void the user's authority to operate the equipment.

NOTE: This equipment has been tested and found to comply with the limits for a Class B digital device, pursuant to Part 15 of the FCC Rules. These limits are designed to provide reasonable protection against harmful interference in a residential installation. This equipment generates, uses and can radiate radio frequency energy and, if not installed and used in accordance with the instructions, may cause harmful interference to radio communications. However, there is no guarantee that interference will not occur in a particular installation.

If this equipment does cause harmful interference to radio or television reception, which can be determined by turning the equipment off and on, the user is encouraged to try to correct the interference by one or more of the following measures:

- Reorient or relocate the receiving antenna.
- Increase the separation between the equipment and receiver.
- Connect the equipment into an outlet on a circuit different from that to which the receiver is connected.
- Consult the dealer or an experienced radio/TV technician for help.

IC Warning

This device contains licence-exempt transmitter(s)/receiver(s) that comply with Innovation, Science and Economic Development Canada's licence-exempt RSS(s). Operation is subject to the following two conditions:

- 1.This device may not cause interference.
- 2.This device must accept any interference, including interference that may cause undesired operation of the device.

L'émetteur/récepteur exempt de licence contenu dans le présent appareil est conforme aux CNR d'Innovation, Sciences et Développement économique Canada applicables aux appareils radio exempts de licence. L'exploitation est autorisée aux deux conditions suivantes :

- 1.L'appareil ne doit pas produire de brouillage;
- 2.L'appareil doit accepter tout brouillage radioélectrique subi, même si le brouillage est susceptible d'en compromettre le fonctionnement.