

USER MANUAL

OTT BOX X98Q



Notice Please read this user manual carefully before use

Power Parameters

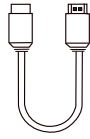
Name	Parameter
Rated power input:	5V === 2.0A
Operating temperature:	0-45 C
Storage temperature:	-10°--65°C

⚠ Do not disassemble the machine to avoid affecting the maintenance.
Please use the specified power plug to avoid damage to the product.

Package Contents



Device x1



HD Cable x1



Remote Control x1



Power Adapter x1

Safety Instructions

WARNING:

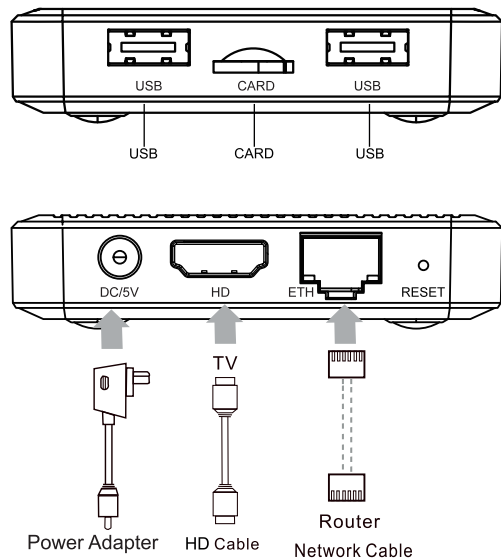
- To reduce the risk of fire or electric shock, do not expose this device to rain or moisture. The device shall not be exposed to dripping or splashing and that objects filled with liquids, such as vases, shall not be placed on apparatus.
- The direct plug-in adaptor is used as disconnect device, the disconnect device shall remain readily operable.
- To reduce the risk of electric shock, do not remove cover (or back) as there are no user-serviceable parts inside. Refer servicing to qualified personnel.
- Use only the AC adapter which is included in the product package. Any other adapter may cause damage to the device. Such damage is not covered under warranty.
- The power adaptor is used as the power interrupting device. Please pay attention to safety plug and pull and convenient operation.
- Do not expose the appliance to naked flame sources (for example, lighted candles).
- Do not install the appliance in a confined space, such as a bookcase or built-in cabinet.

♻️ Correct Disposal of this product. This marking indicates that this product should not be disposed with other household wastes throughout the EU. To prevent possible harm to the environment or human health from uncontrolled waste disposal, recycle it responsibly to promote the sustainable reuse of material resources. To return your used device, please use the return and collection systems or contact the retailer or service operator where the product was purchased. They can take this product for environmental safe recycling.

Hazardous Substances Table

Part Name	Hazardous Substances or Elements									
	Pb	Hg	Cd	CR(VI)	PBB	PBDE	DEHP	BBP	DBP	DIBP
Cabinet assembly	○	○	○	○	○	○	○	○	○	○
Cable assembly	○	○	○	○	○	○	○	○	○	○
Power/Adapter	○	○	○	○	○	○	○	○	○	○
Plastic and polymer	○	○	○	○	○	○	○	○	○	○
	○	○	○	○	○	○	○	○	○	○

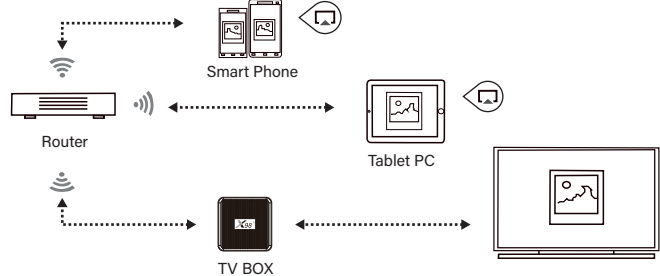
Connection Diagram



Installation Steps

- 01 Connect the TV Box with the power supply.
- 02 Connect the TV Box to your TV with an HD cable or AV cable.
- 03 For a wired connection, plug in Ethernet cable from the TV Box to your modem or router.
For wireless, choose your Wi-Fi network and input your Wi-Fi password.

Multi-screen Interaction



The Screen Casting

Introduction :

The TV Box lets you play photos, music, and videos from your smart phone or tablet computer on your TV.



Specifications:

Android 9.0/9.1	CPU: 64-bit quad core ARM® Cortex™ A35 GPU: ARM G31™ MP2
4K	HW UHD 4K H.265/VP9 60fps 10-bit, 4K AV1 60fps, video decoder.
Wi-Fi	Wireless Support: 2.4G Wi-Fi / 5.8G Wi-Fi.
OS	Android 11 OS, OTA upgrade support.



FCC Statement

This device complies with part 15 of the FCC rules. Operation is subject to the following two conditions: (1) this device may not cause harmful interference, and (2) this device must accept any interference received, including interference that may cause undesired operation.

Caution: Changes or modifications not expressly approved by the party responsible for Compliance could void the user's authority to operate the equipment.

NOTE: This equipment has been tested and found to comply with the limits for a Class B digital device, pursuant to part 15 of the FCC Rules. These limits are designed to provide reasonable protection against harmful interference in a residential installation. This equipment generates uses and can radiate radio frequency energy and, if not installed and used in accordance with the instructions, may cause harmful interference to radio communications. However, there is no guarantee that interference will not occur in a particular installation. If this equipment does cause harmful interference to radio or television reception, which can be determined by turning the equipment off and on, the user is encouraged to try to correct the interference by one or more of the following measures:

- Reorient or relocate the receiving antenna.
- Increase the separation between the equipment and receiver.
- Connect the equipment into an outlet on a circuit different from that to which the receiver is connected.
- Consult the dealer or an experienced radio/TV technician for help important announcement .

Radiation Exposure Statement

To comply with FCC RF exposure compliance requirements, this grant is applicable to only mobile configurations. The antennas used for this transmitter must be installed to provide a separation distance of at least 20 cm from all persons and must not be co-located or operating in conjunction with any other antenna or transmitter.