

NOTE: This equipment has been tested and found to comply with the limits for a Class B digital device, pursuant to part 15 of the FCC Rules. These limits are designed to provide reasonable protection against harmful interference in a residential installation. This equipment generates uses and can radiate radio frequency energy and, if not installed and used in accordance with the instructions, may cause harmful interference to radio communications. However, there is no guarantee that interference will not occur in a particular installation. If this equipment does cause harmful interference to radio or television reception, which can be determined by turning the equipment off and on, the user is encouraged to try to correct the interference by one or more of the following measures:

- Reorient or relocate the receiving antenna.
- Increase the separation between the equipment and receiver.
- Connect the equipment into an outlet on a circuit different from that to which the receiver is connected.
- Consult the dealer or an experienced radio/TV technician for help






Changes or modifications not expressly approved by the party responsible for compliance could void the user's authority to operate the equipment. This device complies with Part 15 of the FCC Rules. Operation is subject to the following two conditions:

(1) this device may not cause harmful interference, and

(2) this device must accept any interference received, including interference that may cause undesired operation.

## NC05 Bluetooth Noise Cancelling Headphone



### Button Operating Instructions:

1.  Short Press  button De-noise state on/off
2.  Short Press: Previous song ; Long Press: volume down
3.  Long press 3 seconds to power on; short press:play/pause  
When call comes, short press to answer, short press to rejck ,  
double click to redial
4.  Short Press: next song ; Long Press: volume up

### LED Indicator:

The red/blue light will flash fast under pairing state,when the headphone matches the phone successfully,the blue light will flash slow.  
In de-noise state, the green light is on steadily.  
In charging mode,the red light is on steadily when charging,when it's fully charged,the red light will be off

### The operation manual :

Long press  three seconds to power on  
The red/blue light flashes fast, go to wireless pairing state  
When your mobile phone searching the wireless product,the wireless name isNC05  
When your mobile phone connect the wireless product successfully,if it reminds of password entry,the password is 0000  
When the wireless connection is successful, the blue light flashes slowly.  
When open your mobile phone's music player, can listen to the music,this product can control the next and previous song by wireless,play and pause,answer the phone and redial,etc.  
Short Press  button De-noise state on/off

### LINE External Audio Input:

In power on mode,plug audio line will turn to AUX LINE IN mode  
Support mobile phone/MP4/MP3/CD/PC,etc

### Functional Parameter:

USB charge:DC 5V IN  
FM frequency:87.5-108MHz  
Wireless frequency:2.401-2.480GHz  
Wireless distance:10 meters  
Frequency:20Hz-20KHz  
Output power:35mW  
SNR:88dB  
Charging time:≤2 hours  
Active noise reduction:15-20dB