Mode	136	
	Band Edge - R	
	U-NII-2C_5.47-5.725_ 802.11be EHT160 _CH114_Puncturing 40M ④ _5570MHz	
ANT	5+7	
Pol.	Vertical	Fundamental
Peak	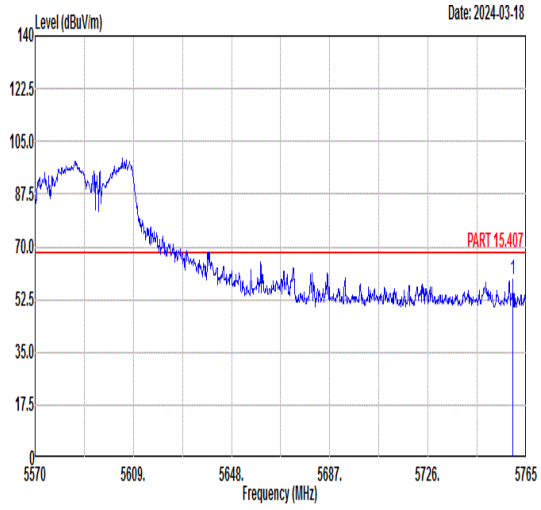 Freq Level Limit Line Margin Read Level Ant Factor Cable Loss Preamp Factor APos TPos Remark MHz dBuV/m dBuV/m dB dBuV dB/m dB dB cm deg 1 5759.74 59.33 68.30 -8.97 45.24 36.26 10.09 32.26 347 257 PEAK	Blank

Mode	137	
	Band Edge - L	
	U-NII-3_5.725-5.85_ 802.11be EHT80 _CH155_Puncturing 20M ④ _5775MHz	
ANT	5+7	
Pol.	Horizontal	Fundamental
Peak	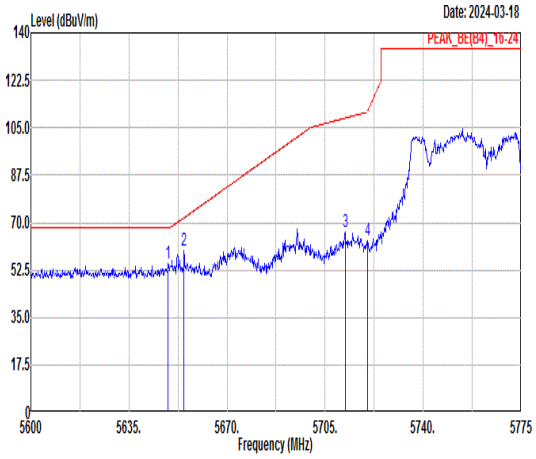 Freq Level Limit Line Margin Read Level Ant Factor Cable Loss Preamp Factor APos TPos Remark MHz dBuV/m dBuV/m dB dBuV dB/m dB dB cm deg 1 5649.00 54.74 68.30 -13.56 40.92 36.11 9.86 32.15 100 61 PEAK 2 5654.60 59.93 71.71 -11.78 46.09 36.12 9.87 32.15 100 61 PEAK 3 5712.18 66.37 108.61 -42.24 52.39 36.20 9.99 32.21 100 61 PEAK 4 5720.05 63.57 110.91 -47.34 49.57 36.21 10.01 32.22 100 61 PEAK	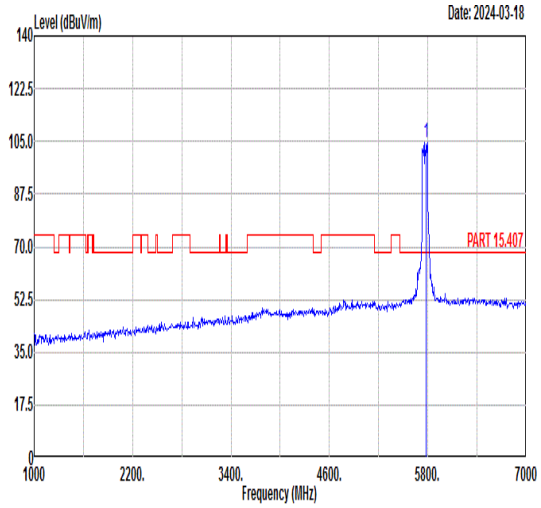 Freq Level Limit Line Margin Read Level Ant Factor Cable Loss Preamp Factor APos TPos Remark MHz dBuV/m dBuV/m dB dBuV dB/m dB dB cm deg 1 5775.00 104.58 ------ ------ 90.49 36.26 10.09 32.26 100 61 PEAK
Avg	Blank	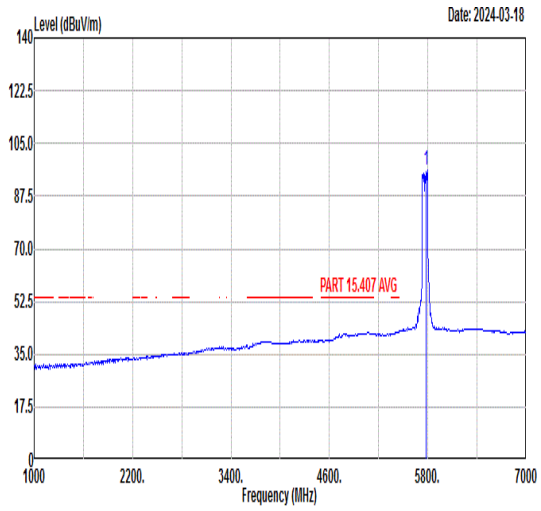 Freq Level Limit Line Margin Read Level Ant Factor Cable Loss Preamp Factor APos TPos Remark MHz dBuV/m dBuV/m dB dBuV dB/m dB dB cm deg 1 5775.00 95.93 ------ ------ 81.75 36.31 10.16 32.29 100 61 AVERAGE

Mode	137	
	Band Edge - R	
	U-NII-3_5.725-5.85_ 802.11be EHT80 _CH155_Puncturing 20M ❹ _5775MHz	
ANT	5+7	
Pol.	Horizontal	Fundamental
Peak	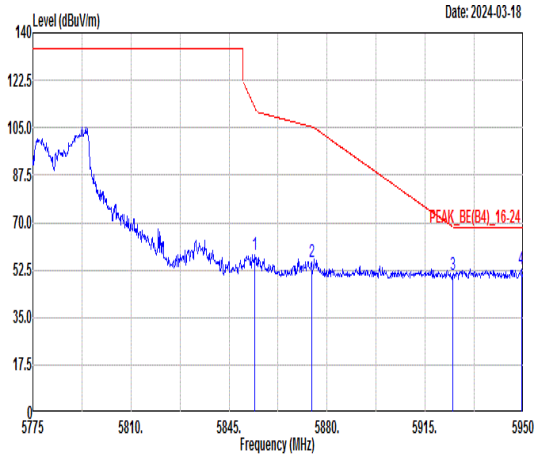 Freq Level Limit Line Margin Read Level Ant Factor Cable Loss Preamp Factor APos TPos Remark MHz dBuV/m dBuV/m dB dBuV dB/m dB dB cm deg 1 5854.10 58.19 112.85 -54.66 43.85 36.40 10.29 32.35 100 61 PEAK 2 5874.40 55.71 105.37 -49.66 41.33 36.42 10.33 32.37 100 61 PEAK 3 5924.98 50.97 68.32 -17.35 36.46 36.49 10.44 32.42 100 61 PEAK 4 5949.30 52.80 68.30 -15.50 38.23 36.53 10.49 32.45 100 61 PEAK	Blank

Mode	137	
	Band Edge - L	
	U-NII-3_5.725-5.85_ 802.11be EHT80 _CH155_Puncturing 20M ④ _5775MHz	
ANT	5+7	
Pol.	Vertical	Fundamental
Peak	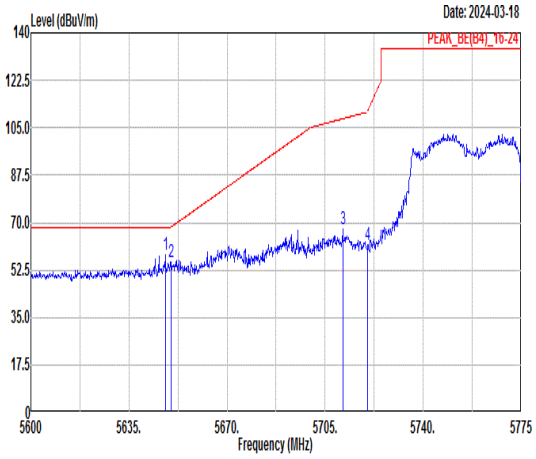 Freq Level Limit Line Margin Read Level Ant Factor Cable Loss Preamp Factor APos TPos Remark MHz dBuV/m dBuV/m dB dBuV dB/m dB dB cm deg 1 5647.95 57.89 68.30 -10.41 44.07 36.11 9.86 32.15 293 252 PEAK 2 5650.05 55.35 68.34 -12.99 41.53 36.11 9.86 32.15 293 252 PEAK 3 5711.30 67.41 108.37 -40.96 53.43 36.20 9.99 32.21 293 252 PEAK 4 5720.23 61.88 111.31 -49.43 47.88 36.21 10.01 32.22 293 252 PEAK	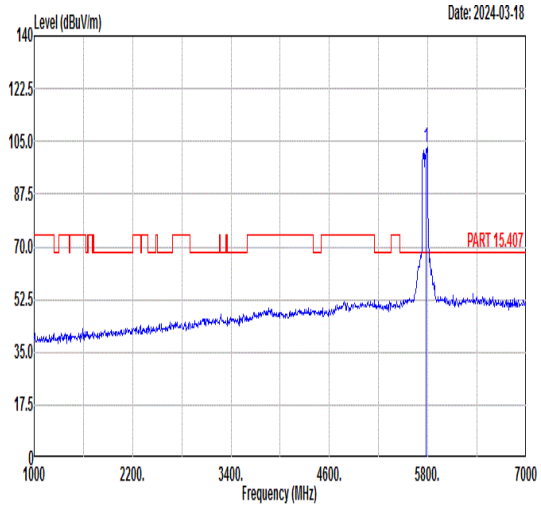 Freq Level Limit Line Margin Read Level Ant Factor Cable Loss Preamp Factor APos TPos Remark MHz dBuV/m dBuV/m dB dBuV dB/m dB dB cm deg 1 5775.00 102.99 ------ ------ 88.81 36.31 10.16 32.29 293 252 PEAK
Avg	Blank	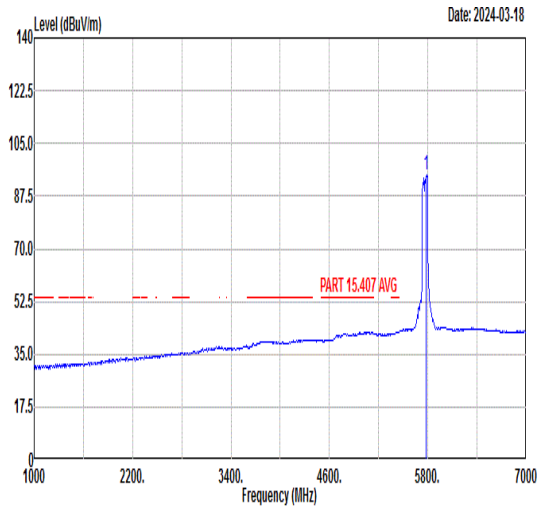 Freq Level Limit Line Margin Read Level Ant Factor Cable Loss Preamp Factor APos TPos Remark MHz dBuV/m dBuV/m dB dBuV dB/m dB dB cm deg 1 5775.00 94.56 ------ ------ 80.40 36.30 10.15 32.29 293 252 AVERAGE

Mode	137	
	Band Edge - R	
	U-NII-3_5.725-5.85_ 802.11be EHT80 _CH155_Puncturing 20M ❹ _5775MHz	
ANT	5+7	
Pol.	Vertical	Fundamental
Peak	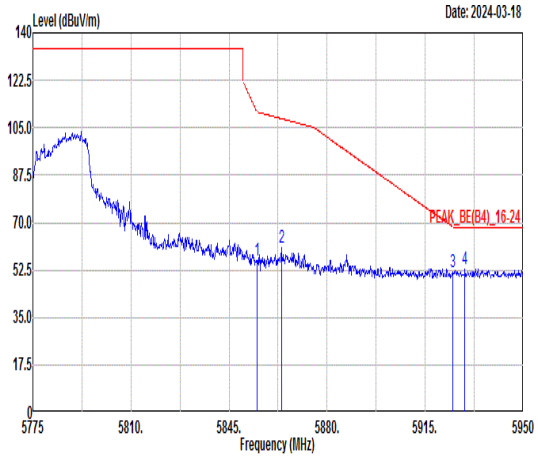 Freq Level Limit Line Margin Read Level Ant Factor Cable Loss Preamp Factor APos TPos Remark MHz dBuV/m dBuV/m dB dBuV dB/m dB dB cm deg 1 5854.98 55.95 110.86 -54.91 41.61 36.40 10.29 32.35 293 252 PEAK 2 5863.73 60.62 108.35 -47.73 46.26 36.41 10.31 32.36 293 252 PEAK 3 5924.98 51.67 68.32 -16.65 37.16 36.49 10.44 32.42 293 252 PEAK 4 5929.18 52.83 68.30 -15.47 38.31 36.50 10.45 32.43 293 252 PEAK	Blank

Mode	138	
	Band Edge - L	
	U-NII-2A_5.25-5.35_ 802.11be EHT160 _CH50_Puncturing 20M 7_5250MHz	
ANT	5+7	
Pol.	Horizontal	Fundamental
Peak	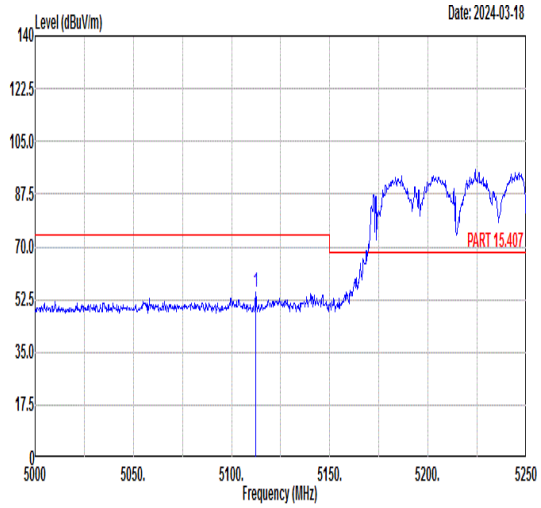 Freq Level Limit Line Margin Read Level Ant Factor Cable Loss Preamp Factor APos TPos Remark MHz dBuV/m dBuV/m dB dBuV dB/m dB dB cm deg 1 5112.25 54.82 74.00 -19.18 42.76 36.13 8.47 32.54 100 74 PEAK	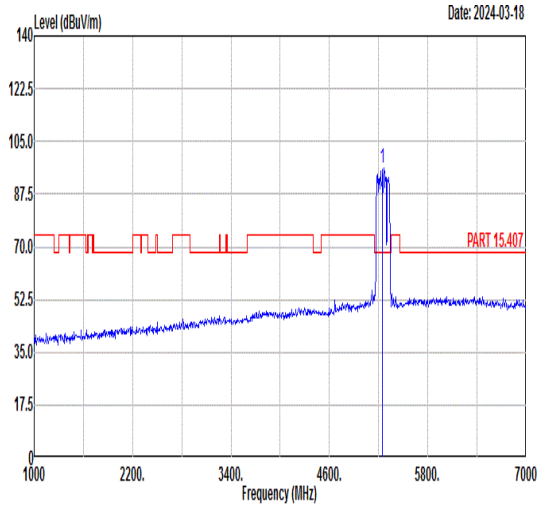 Freq Level Limit Line Margin Read Level Ant Factor Cable Loss Preamp Factor APos TPos Remark MHz dBuV/m dBuV/m dB dBuV dB/m dB dB cm deg 1 5250.00 96.09 ------ ------ 83.45 36.04 8.93 32.33 100 74 PEAK
Avg	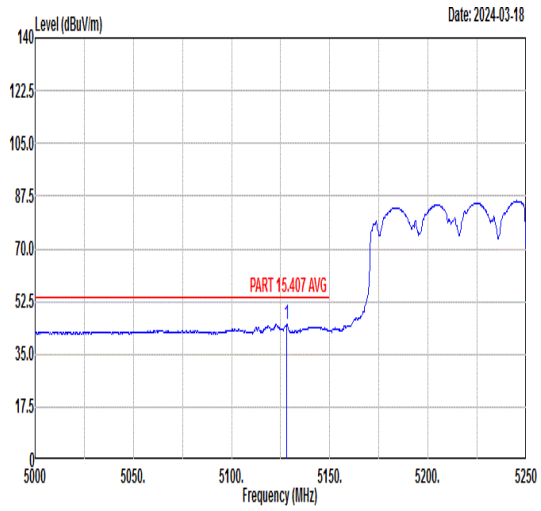 Freq Level Limit Line Margin Read Level Ant Factor Cable Loss Preamp Factor APos TPos Remark MHz dBuV/m dBuV/m dB dBuV dB/m dB dB cm deg 1 5128.00 44.91 54.00 -9.09 32.82 36.12 8.49 32.52 100 74 AVERAGE	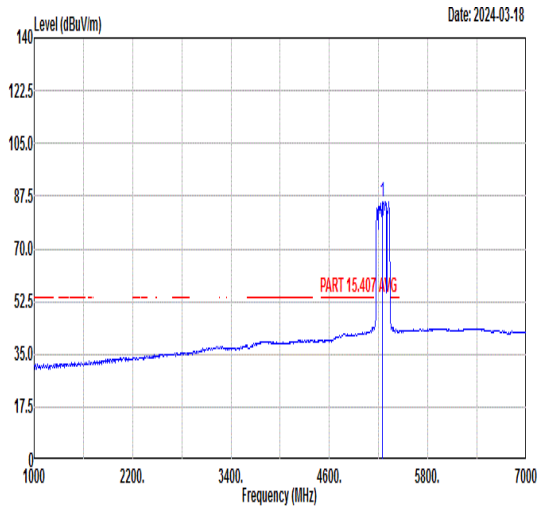 Freq Level Limit Line Margin Read Level Ant Factor Cable Loss Preamp Factor APos TPos Remark MHz dBuV/m dBuV/m dB dBuV dB/m dB dB cm deg 1 5250.00 85.80 ------ ------ 73.26 36.05 8.84 32.35 100 74 AVERAGE

Mode	138	
	Band Edge - R	
	U-NII-2A_5.25-5.35_ 802.11be EHT160 _CH50_Puncturing 20M 7_5250MHz	
ANT	5+7	
Pol.	Horizontal	Fundamental
Peak	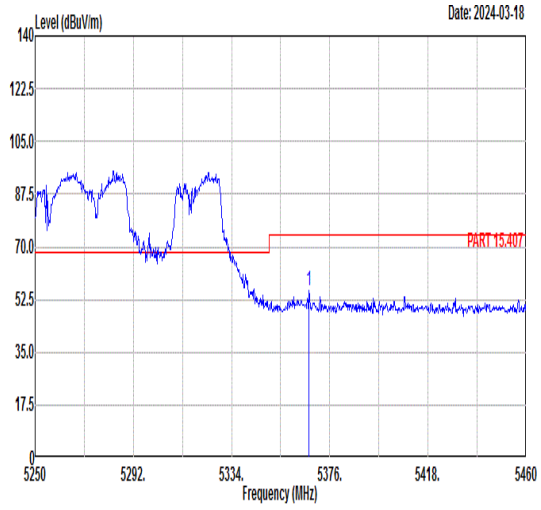 Freq Level Limit Line Margin Read Level Ant Factor Cable Loss Preamp Factor APos TPos Remark MHz dBuV/m dBuV/m dB dBuV dB/m dB dB cm deg 1 5367.18 55.32 74.00 -18.68 42.08 35.98 9.45 32.19 100 74 PEAK	Blank
Avg	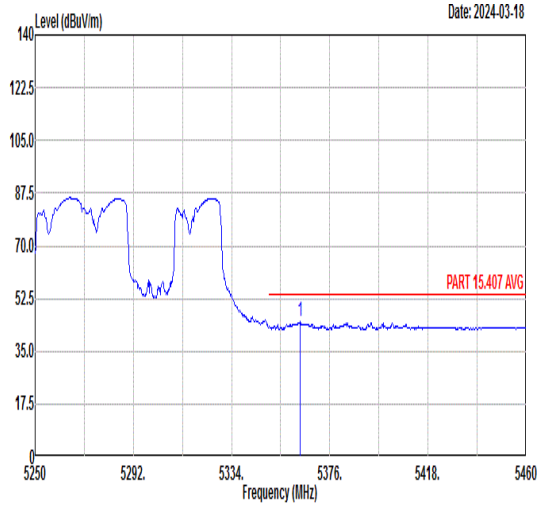 Freq Level Limit Line Margin Read Level Ant Factor Cable Loss Preamp Factor APos TPos Remark MHz dBuV/m dBuV/m dB dBuV dB/m dB dB cm deg 1 5363.19 44.79 54.00 -9.21 31.57 35.98 9.43 32.19 100 74 AVERAGE	Blank

Mode	138	
	Band Edge - L	
	U-NII-2A_5.25-5.35_ 802.11be EHT160 _CH50_Puncturing 20M 7_5250MHz	
ANT	5+7	
Pol.	Vertical	Fundamental
Peak	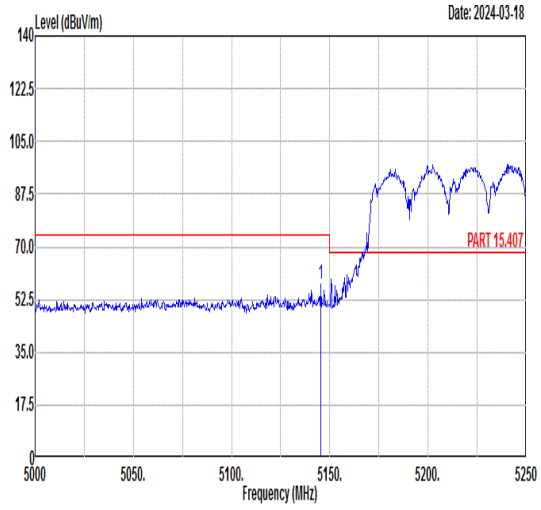 Freq Level Limit Line Margin Read Level Ant Factor Cable Loss Preamp Factor APos TPos Remark MHz dBuV/m dBuV/m dB dBuV dB/m dB dB cm deg 1 5145.50 57.81 74.00 -16.19 45.67 36.11 8.53 32.50 289 259 PEAK	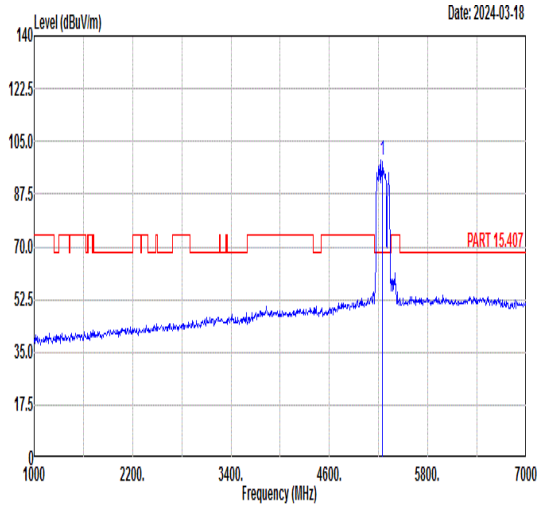 Freq Level Limit Line Margin Read Level Ant Factor Cable Loss Preamp Factor APos TPos Remark MHz dBuV/m dBuV/m dB dBuV dB/m dB dB cm deg 1 5250.00 98.78 ------ ------ 86.39 36.07 8.71 32.39 289 259 PEAK
Avg	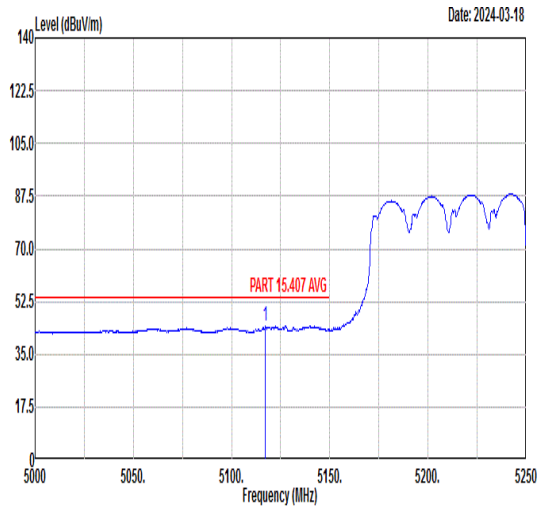 Freq Level Limit Line Margin Read Level Ant Factor Cable Loss Preamp Factor APos TPos Remark MHz dBuV/m dBuV/m dB dBuV dB/m dB dB cm deg 1 5117.25 44.32 54.00 -9.68 32.25 36.13 8.48 32.54 289 259 AVERAGE	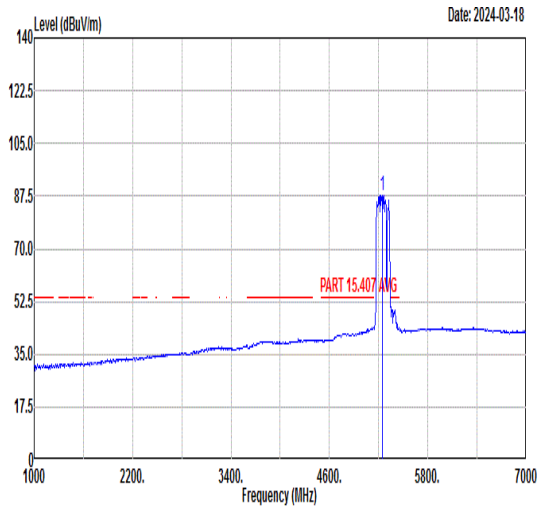 Freq Level Limit Line Margin Read Level Ant Factor Cable Loss Preamp Factor APos TPos Remark MHz dBuV/m dBuV/m dB dBuV dB/m dB dB cm deg 1 5250.00 87.96 ------ ------ 75.46 36.05 8.81 32.36 289 259 AVERAGE

Mode	138	
	Band Edge - R	
	U-NII-2A_5.25-5.35_ 802.11be EHT160 _CH50_Puncturing 20M 7_5250MHz	
ANT	5+7	
Pol.	Vertical	Fundamental
Peak	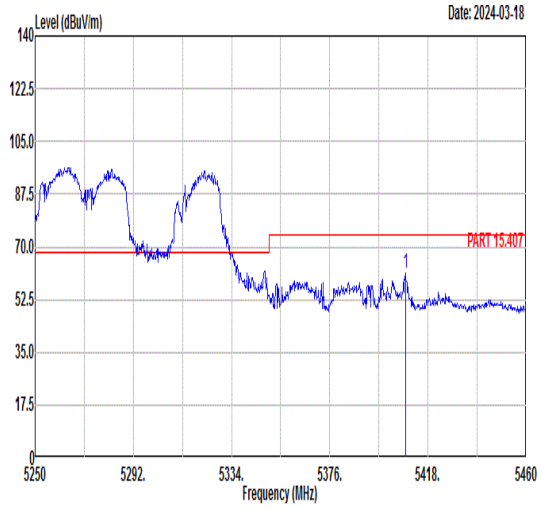 Freq Level Limit Line Margin Read Level Ant Factor Cable Loss Preamp Factor APos TPos Remark MHz dBuV/m dBuV/m dB dBuV dB/m dB dB cm deg 1 5408.34 61.42 74.00 -12.58 47.93 35.96 9.66 32.13 289 259 PEAK	Blank
Avg	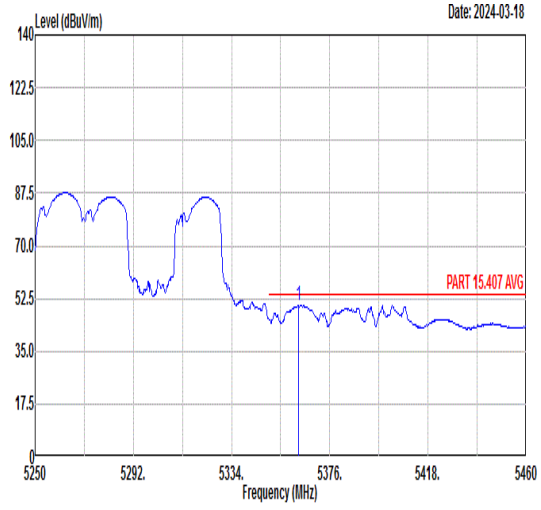 Freq Level Limit Line Margin Read Level Ant Factor Cable Loss Preamp Factor APos TPos Remark MHz dBuV/m dBuV/m dB dBuV dB/m dB dB cm deg 1 5362.56 50.17 54.00 -3.83 36.95 35.98 9.43 32.19 289 259 AVERAGE	Blank

Mode	139
	Band Edge - L
	U-NII-2C_5.47-5.725_ 802.11be EHT160 _CH114_Puncturing 20M⑧_5570MHz
ANT	5+7

Pol.	Horizontal	Fundamental
Peak	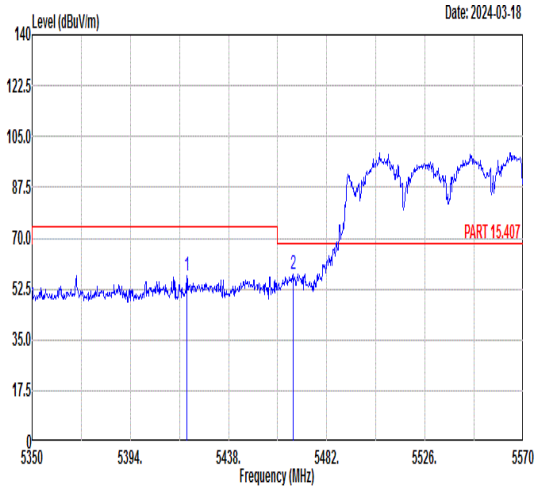 Freq Level Limit Line Margin Read Level Ant Factor Cable Loss Preamp Factor APos TPos Remark MHz dBuV/m dBuV/m dB dBuV dB/m dB dB cm deg 1 5419.30 57.28 74.00 -16.72 43.77 35.95 9.67 32.11 100 73 PEAK 2 5466.82 57.62 68.30 -10.68 44.06 35.92 9.69 32.05 100 73 PEAK	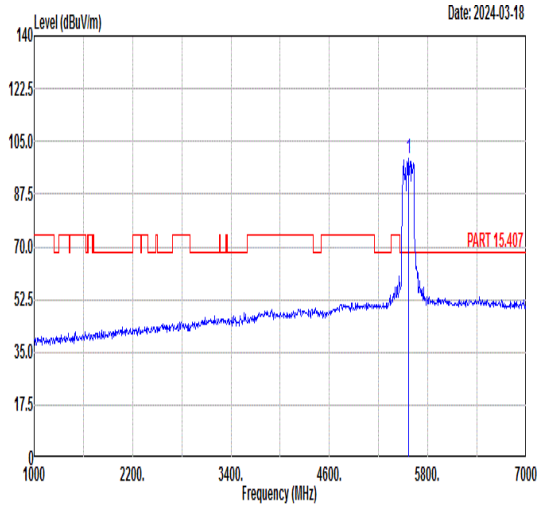 Freq Level Limit Line Margin Read Level Ant Factor Cable Loss Preamp Factor APos TPos Remark MHz dBuV/m dBuV/m dB dBuV dB/m dB dB cm deg 1 5570.00 99.26 ------ ------ 85.60 35.99 9.74 32.07 100 73 PEAK
Avg	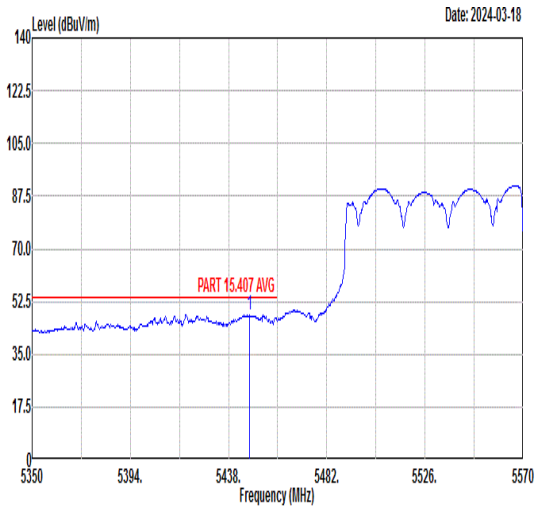 Freq Level Limit Line Margin Read Level Ant Factor Cable Loss Preamp Factor APos TPos Remark MHz dBuV/m dBuV/m dB dBuV dB/m dB dB cm deg 1 5447.24 48.26 54.00 -5.74 34.72 35.93 9.68 32.07 100 73 AVERAGE	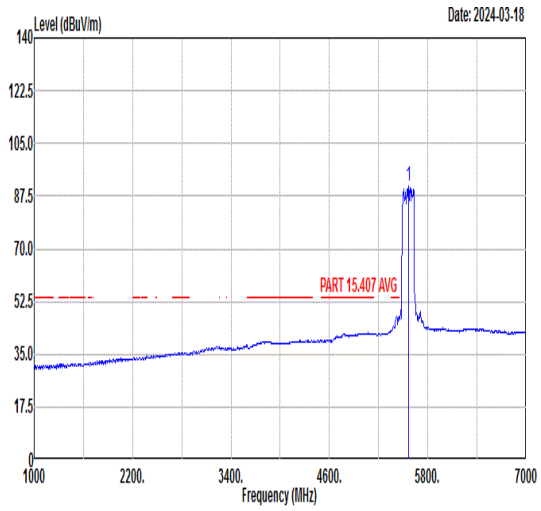 Freq Level Limit Line Margin Read Level Ant Factor Cable Loss Preamp Factor APos TPos Remark MHz dBuV/m dBuV/m dB dBuV dB/m dB dB cm deg 1 5570.00 90.73 ------ ------ 77.07 35.99 9.74 32.07 100 73 AVERAGE

Mode	139	
	Band Edge - R	
	U-NII-2C_5.47-5.725_ 802.11be EHT160 _CH114_Puncturing 20M⑧_5570MHz	
ANT	5+7	
Pol.	Horizontal	Fundamental
Peak	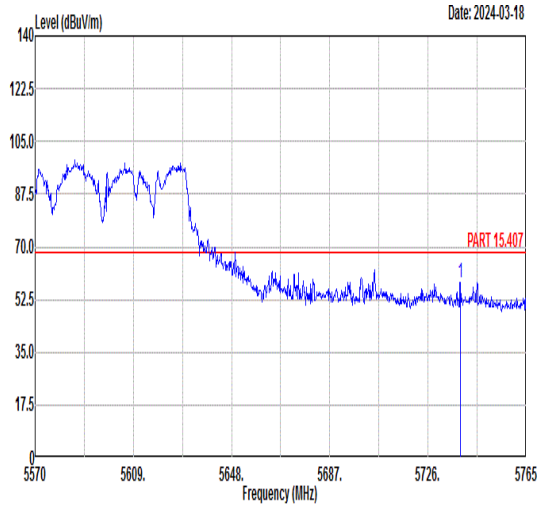 Freq Level Limit Line Margin Read Level Ant Factor Cable Loss Preamp Factor APos TPos Remark MHz dBuV/m dBuV/m dB dBuV dB/m dB dB cm deg 1 5738.87 58.24 68.30 -10.06 44.20 36.23 10.05 32.24 100 73 PEAK	Blank

Mode	139
	Band Edge - L
	U-NII-2C_5.47-5.725_ 802.11be EHT160 _CH114_Puncturing 20M⑧_5570MHz
ANT	5+7

Pol.	Vertical	Fundamental
Peak	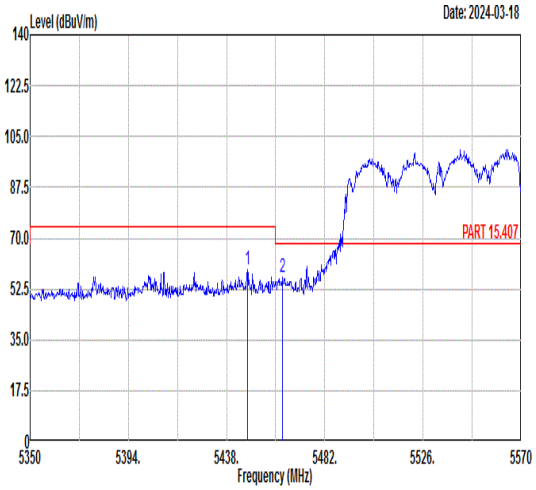 Freq Level Limit Line Margin Read Level Ant Factor Cable Loss Preamp Factor APos TPos Remark MHz dBuV/m dBuV/m dB dBuV dB/m dB dB cm deg 1 5447.24 59.24 74.00 -14.76 45.70 35.93 9.68 32.07 300 259 PEAK 2 5462.86 56.77 68.30 -11.53 43.21 35.92 9.69 32.05 300 259 PEAK	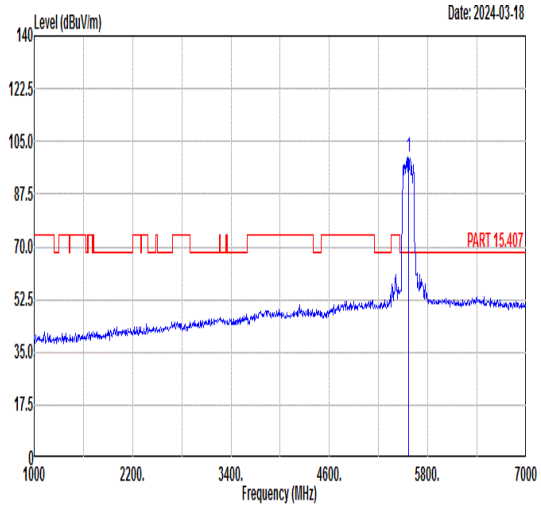 Freq Level Limit Line Margin Read Level Ant Factor Cable Loss Preamp Factor APos TPos Remark MHz dBuV/m dBuV/m dB dBuV dB/m dB dB cm deg 1 5570.00 99.85 ------ ------ 86.19 35.98 9.74 32.06 300 259 PEAK
Avg	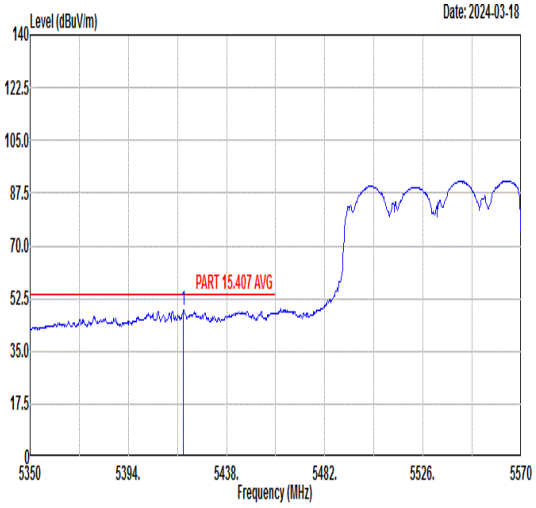 Freq Level Limit Line Margin Read Level Ant Factor Cable Loss Preamp Factor APos TPos Remark MHz dBuV/m dBuV/m dB dBuV dB/m dB dB cm deg 1 5418.64 48.65 54.00 -5.35 35.14 35.95 9.67 32.11 300 259 AVERAGE	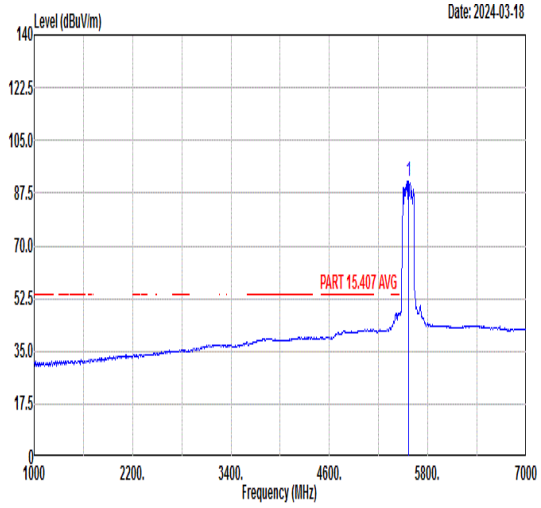 Freq Level Limit Line Margin Read Level Ant Factor Cable Loss Preamp Factor APos TPos Remark MHz dBuV/m dBuV/m dB dBuV dB/m dB dB cm deg 1 5570.00 91.46 ------ ------ 77.80 35.99 9.74 32.07 300 259 AVERAGE

Mode	139	
	Band Edge - R	
	U-NII-2C_5.47-5.725_ 802.11be EHT160 _CH114_Puncturing 20M⑧_5570MHz	
ANT	5+7	
Pol.	Vertical	Fundamental
Peak	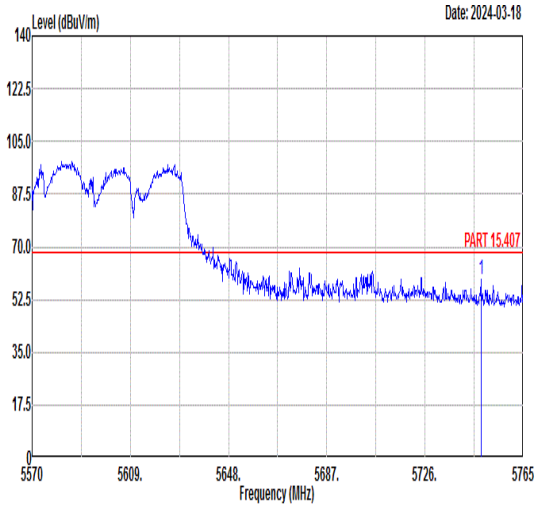 Freq Level Limit Line Margin Read Level Ant Factor Cable Loss Preamp Factor APos TPos Remark MHz dBuV/m dBuV/m dB dBuV dB/m dB dB cm deg 1 5748.23 59.30 68.30 -9.00 45.23 36.25 10.07 32.25 300 259 PEAK	Blank

Mode	140	
	LF	
	U-NII-2C_5.47-5.725_ 802.11be EHT40 _Full RU_5670MHz	
ANT	5+7	
Pol.	Horizontal	Vertical
QP/ Peak	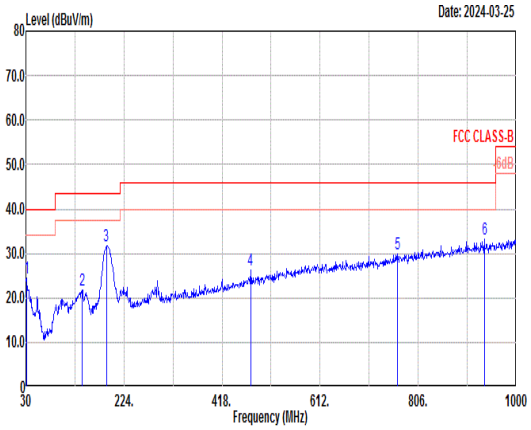	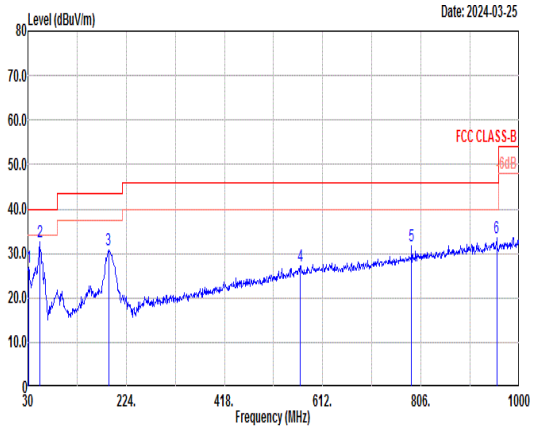

Horizontal:

	Freq	Level	Limit Line	Margin	Read Level	Ant Factor	Cable Loss	Preamp Factor	APos	TPos	Remark
	MHz	dBuV/m	dBuV/m	dB	dBuV	dB/m	dB	dB	cm	deg	
1	30.97	24.44	40.00	-15.56	30.82	24.70	0.54	31.62	---	---	Peak
2	140.58	21.79	43.50	-21.71	34.82	17.50	1.21	31.74	---	---	Peak
3	189.08	31.81	43.50	-11.69	47.33	14.70	1.40	31.62	---	---	Peak
4	474.26	26.38	46.00	-19.62	31.99	23.58	2.26	31.45	---	---	Peak
5	764.29	29.78	46.00	-16.22	29.69	28.38	2.88	31.17	---	---	Peak
6	936.95	33.12	46.00	-12.88	30.62	30.12	3.21	30.83	---	---	Peak

Vertical:

	Freq	Level	Limit Line	Margin	Read Level	Ant Factor	Cable Loss	Preamp Factor	APos	TPos	Remark
	MHz	dBuV/m	dBuV/m	dB	dBuV	dB/m	dB	dB	cm	deg	
1	30.97	26.96	40.00	-13.04	33.34	24.70	0.54	31.62	---	---	Peak
2	53.28	32.48	40.00	-7.52	50.38	13.20	0.73	31.83	---	---	Peak
3	189.08	30.70	43.50	-12.80	46.22	14.70	1.40	31.62	---	---	Peak
4	567.38	27.17	46.00	-18.83	29.47	26.38	2.49	31.17	---	---	Peak
5	787.57	31.64	46.00	-14.36	31.44	28.40	2.92	31.12	---	---	Peak
6	955.38	33.44	46.00	-12.56	29.91	31.10	3.24	30.81	---	---	Peak

Mode	141	
	LF	
	U-NII-3_5.725-5.85_802.11ax HE40_CH151_Full RU_5755MHz	
ANT	5+7	
Pol.	Horizontal	Vertical
QP/ Peak	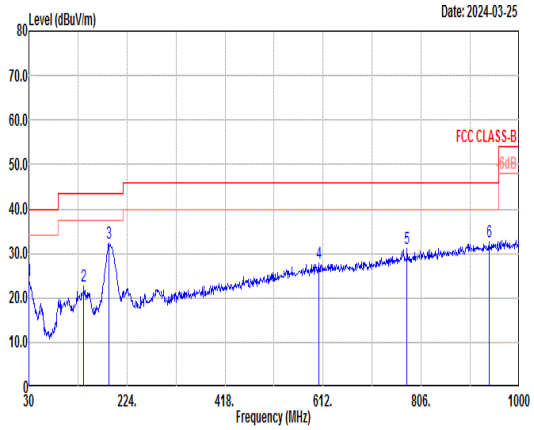	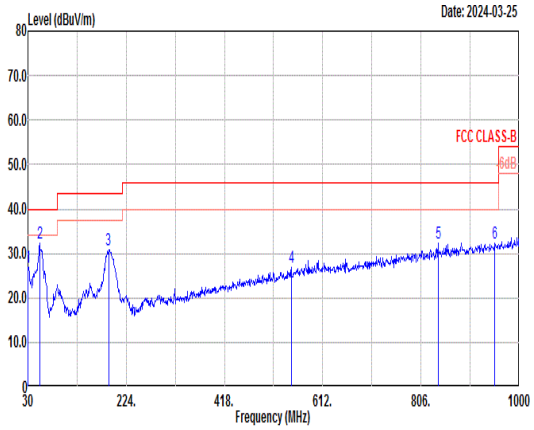

Horizontal:

	Freq	Level	Limit Line	Margin	Read Level	Ant Factor	Cable Loss	Preamp Factor	APos	TPos	Remark
	MHz	dBuV/m	dBuV/m	dB	dBuV	dB/m	dB	dB	cm	deg	
1	30.00	23.84	40.00	-16.16	29.71	25.20	0.53	31.60	---	---	Peak
2	138.64	22.58	43.50	-20.92	35.52	17.60	1.21	31.75	---	---	Peak
3	188.11	32.19	43.50	-11.31	47.72	14.70	1.39	31.62	---	---	Peak
4	603.27	27.77	46.00	-18.23	30.47	25.84	2.57	31.11	---	---	Peak
5	777.87	31.03	46.00	-14.97	30.87	28.40	2.90	31.14	---	---	Peak
6	939.86	32.65	46.00	-13.35	29.95	30.30	3.22	30.82	---	---	Peak

Vertical:

	Freq	Level	Limit Line	Margin	Read Level	Ant Factor	Cable Loss	Preamp Factor	APos	TPos	Remark
	MHz	dBuV/m	dBuV/m	dB	dBuV	dB/m	dB	dB	cm	deg	
1	30.00	26.96	40.00	-13.04	32.83	25.20	0.53	31.60	---	---	Peak
2	53.28	32.45	40.00	-7.55	50.35	13.20	0.73	31.83	---	---	Peak
3	189.08	30.80	43.50	-12.70	46.32	14.70	1.40	31.62	---	---	Peak
4	549.92	26.99	46.00	-19.01	30.33	25.40	2.46	31.20	---	---	Peak
5	839.95	32.39	46.00	-13.61	31.66	28.80	3.03	31.10	---	---	Peak
6	951.50	32.40	46.00	-13.60	29.07	30.90	3.23	30.80	---	---	Peak

Mode	144	
	Band Edge - L	
	U-NII-2C_5.47-5.725_ 802.11be EHT 40_CH134_Full RU_5670MHz	
ANT	5+7	
Pol.	Horizontal	Fundamental
Peak	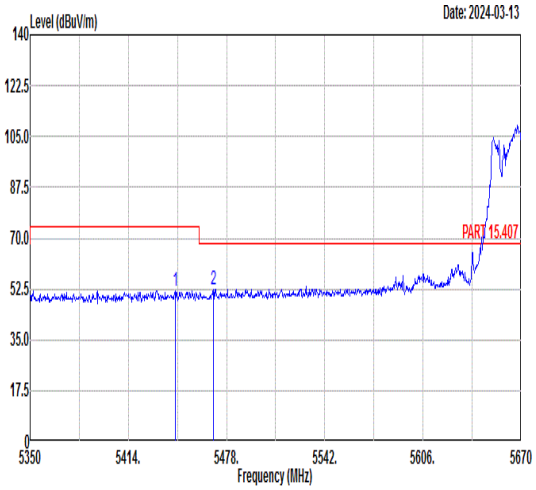 Freq Level Limit Line Margin Read Level Ant Factor Cable Loss Preamp Factor APos TPos Remark MHz dBuV/m dBuV/m dB dBuV dB/m dB dB cm deg 1 5444.40 51.96 74.00 -22.04 38.43 35.93 9.68 32.08 100 293 PEAK 2 5469.36 52.43 68.30 -15.87 38.86 35.92 9.69 32.04 100 293 PEAK	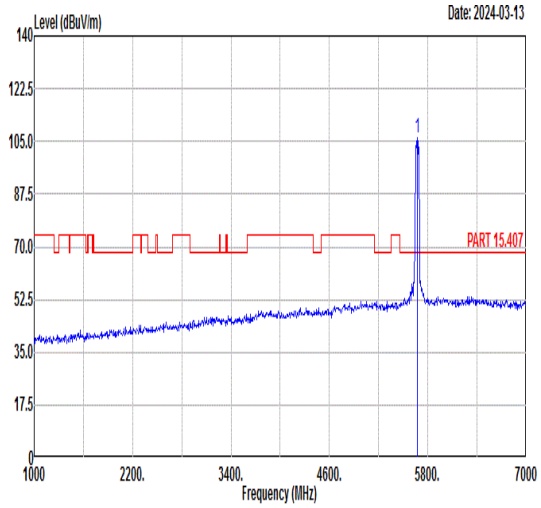 Freq Level Limit Line Margin Read Level Ant Factor Cable Loss Preamp Factor APos TPos Remark MHz dBuV/m dBuV/m dB dBuV dB/m dB dB cm deg 1 5670.00 106.25 ------ ------ 92.38 36.14 9.90 32.17 100 293 PEAK
Avg	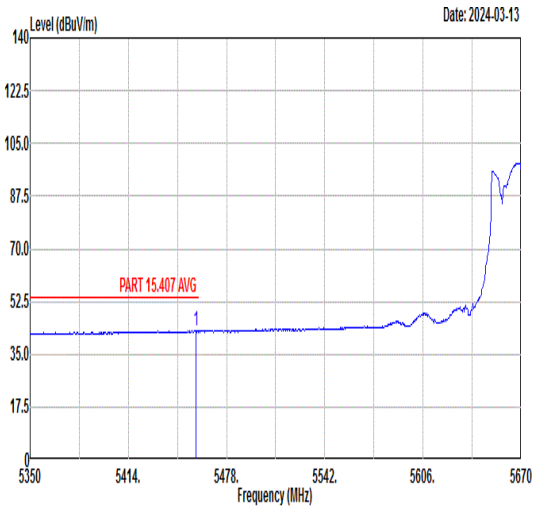 Freq Level Limit Line Margin Read Level Ant Factor Cable Loss Preamp Factor APos TPos Remark MHz dBuV/m dBuV/m dB dBuV dB/m dB dB cm deg 1 5458.16 42.81 54.00 -11.19 29.25 35.93 9.69 32.06 100 293 AVERAGE	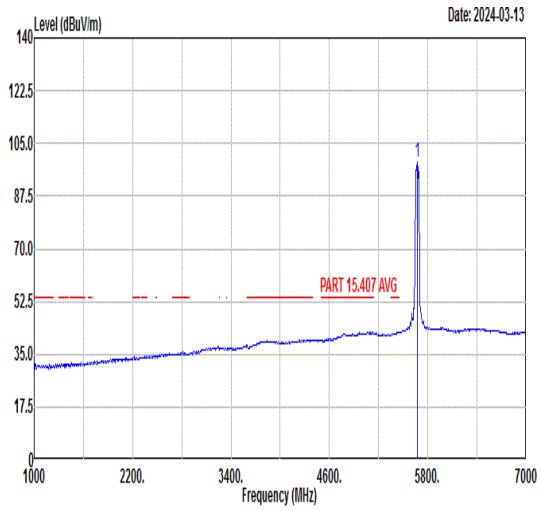 Freq Level Limit Line Margin Read Level Ant Factor Cable Loss Preamp Factor APos TPos Remark MHz dBuV/m dBuV/m dB dBuV dB/m dB dB cm deg 1 5670.00 98.76 ------ ------ 84.89 36.14 9.90 32.17 100 293 AVERAGE

Mode	144	
	Band Edge - R	
	U-NII-2C_5.47-5.725_ 802.11be EHT 40_CH134_Full RU_5670MHz	
ANT	5+7	
Pol.	Horizontal	Fundamental
Peak	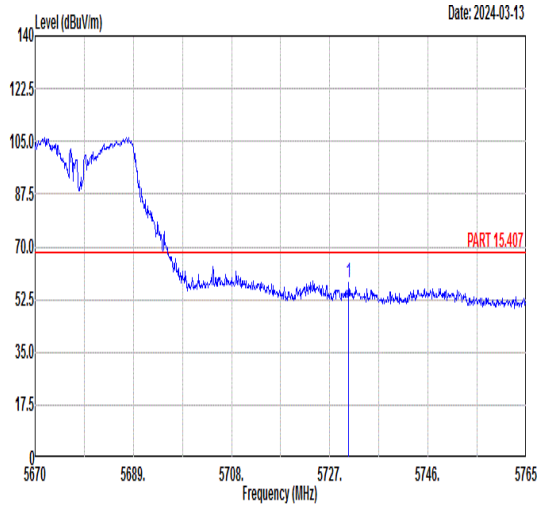 Freq Level Limit Line Margin Read Level Ant Factor Cable Loss Preamp Factor APos TPos Remark MHz dBuV/m dBuV/m dB dBuV dB/m dB dB cm deg 1 5730.61 57.90 68.30 -10.40 43.88 36.22 10.03 32.23 100 293 PEAK	Blank

Mode	144
	Band Edge - L
	U-NII-2C_5.47-5.725_ 802.11be EHT 40_CH134_Full RU_5670MHz
ANT	5+7

Pol.	Vertical	Fundamental
Peak	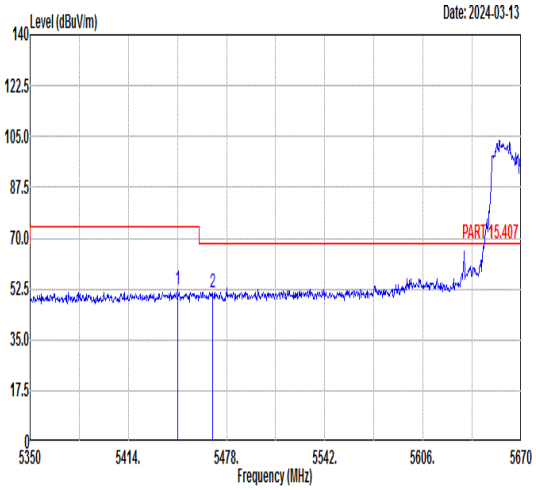 Freq Level Limit Line Margin Read Level Ant Factor Cable Loss Preamp Factor APos TPos Remark MHz dBuV/m dBuV/m dB dBuV dB/m dB dB cm deg 1 5446.32 52.41 74.00 -21.59 38.88 35.93 9.68 32.08 304 123 PEAK 2 5468.72 51.41 68.30 -16.89 37.84 35.92 9.69 32.04 304 123 PEAK	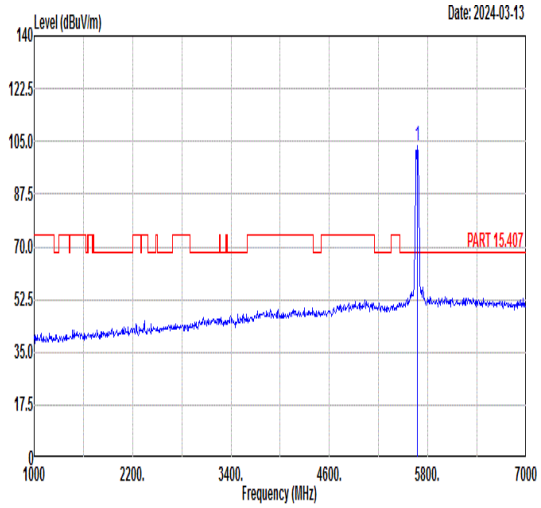 Freq Level Limit Line Margin Read Level Ant Factor Cable Loss Preamp Factor APos TPos Remark MHz dBuV/m dBuV/m dB dBuV dB/m dB dB cm deg 1 5670.00 103.66 ------ ------ 89.78 36.14 9.91 32.17 304 123 PEAK
Avg	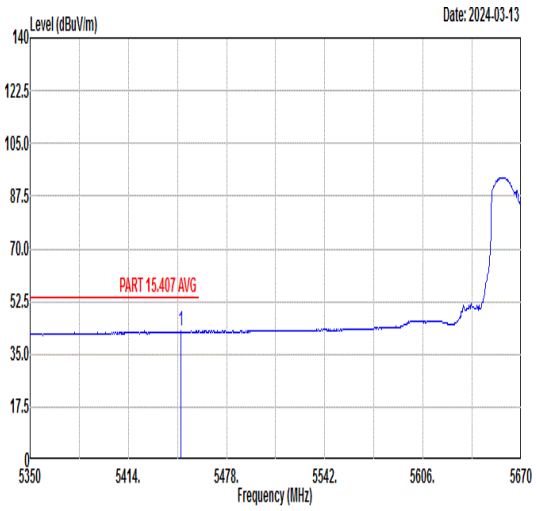 Freq Level Limit Line Margin Read Level Ant Factor Cable Loss Preamp Factor APos TPos Remark MHz dBuV/m dBuV/m dB dBuV dB/m dB dB cm deg 1 5448.24 42.63 54.00 -11.37 29.09 35.93 9.68 32.07 304 123 AVERAGE	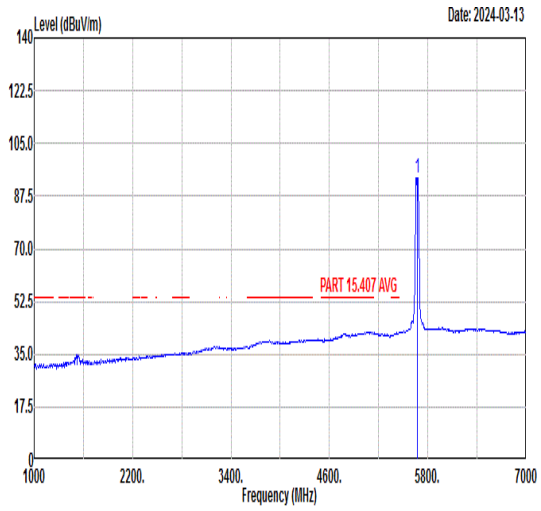 Freq Level Limit Line Margin Read Level Ant Factor Cable Loss Preamp Factor APos TPos Remark MHz dBuV/m dBuV/m dB dBuV dB/m dB dB cm deg 1 5670.00 93.73 ------ ------ 79.90 36.12 9.87 32.16 304 123 AVERAGE

Mode	144	
	Band Edge - R	
	U-NII-2C_5.47-5.725_ 802.11be EHT 40_CH134_Full RU_5670MHz	
ANT	5+7	
Pol.	Vertical	Fundamental
Peak	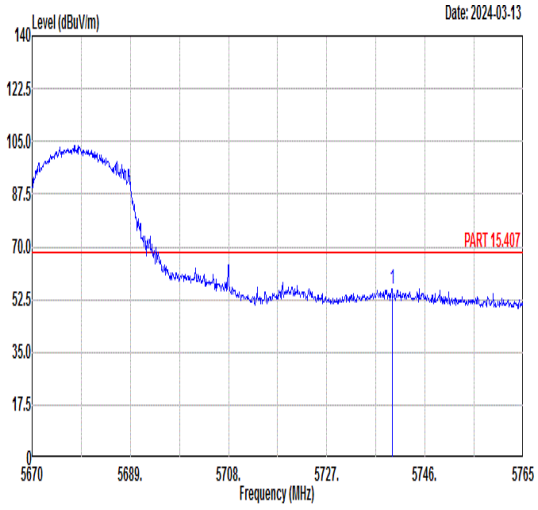 Freq Level Limit Line Margin Read Level Ant Factor Cable Loss Preamp Factor APos TPos Remark MHz dBuV/m dBuV/m dB dBuV dB/m dB dB cm deg 1 5739.64 56.22 68.30 -12.08 42.17 36.24 10.05 32.24 304 123 PEAK	Blank

Mode	144	
	Harmonic	
	U-NII-2C_5.47-5.725_ 802.11be EHT 40_CH134_Full RU_5670MHz	
ANT	5+7	
Pol.	Horizontal	Vertical
Peak Avg	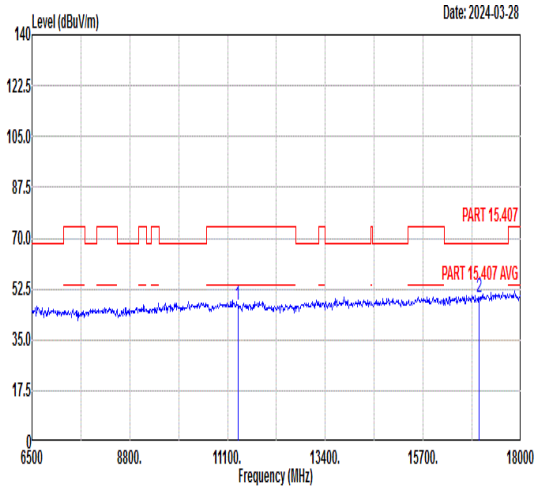 Freq Level Limit Line Margin Read Level Ant Factor Cable Loss Preamp Factor APos TPos Remark MHz dBuV/m dBuV/m dB dBuV dB/m dB dB cm deg 1 11340.00 47.18 74.00 -26.82 58.71 39.14 12.77 63.44 --- --- Peak 2 17010.00 49.47 68.30 -18.83 57.50 41.61 15.55 65.19 --- --- Peak	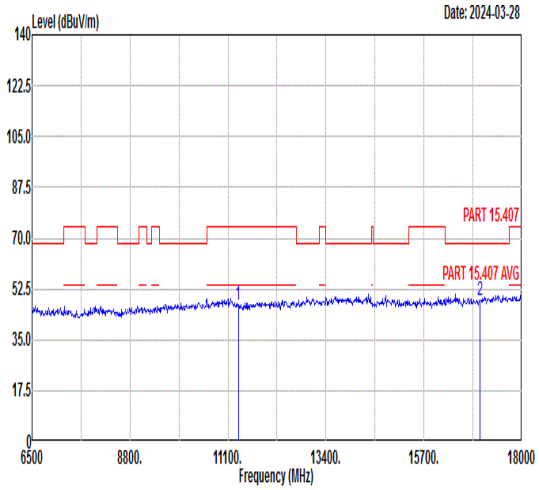 Freq Level Limit Line Margin Read Level Ant Factor Cable Loss Preamp Factor APos TPos Remark MHz dBuV/m dBuV/m dB dBuV dB/m dB dB cm deg 1 11340.00 47.16 74.00 -26.84 58.69 39.14 12.77 63.44 --- --- Peak 2 17010.00 48.86 68.30 -19.44 56.89 41.61 15.55 65.19 --- --- Peak

Mode	145	
	Band Edge - L	
	U-NII-3_5.725-5.85_802.11ax HE40_CH151_Full RU_5755MHz	
ANT	5+7	
Pol.	Horizontal	Fundamental
Peak	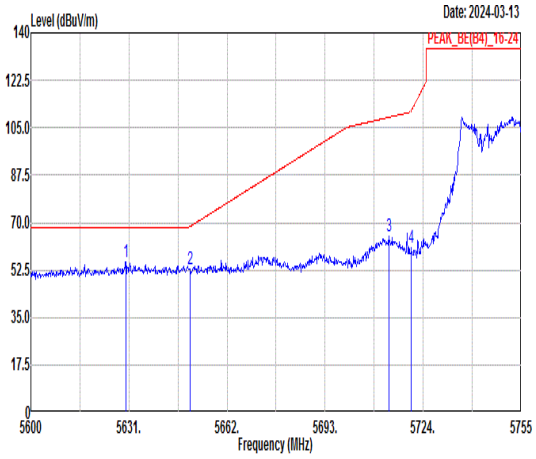 Freq Level Limit Line Margin Read Level Ant Factor Cable Loss Preamp Factor APos TPos Remark MHz dBuV/m dBuV/m dB dBuV dB/m dB dB cm deg 1 5630.07 55.29 68.30 -13.01 41.52 36.08 9.82 32.13 100 296 PEAK 2 5650.22 52.97 68.46 -15.49 39.15 36.11 9.86 32.15 100 296 PEAK 3 5713.15 65.06 108.88 -43.82 51.08 36.20 9.99 32.21 100 296 PEAK 4 5720.28 60.94 111.44 -50.50 46.94 36.21 10.01 32.22 100 296 PEAK	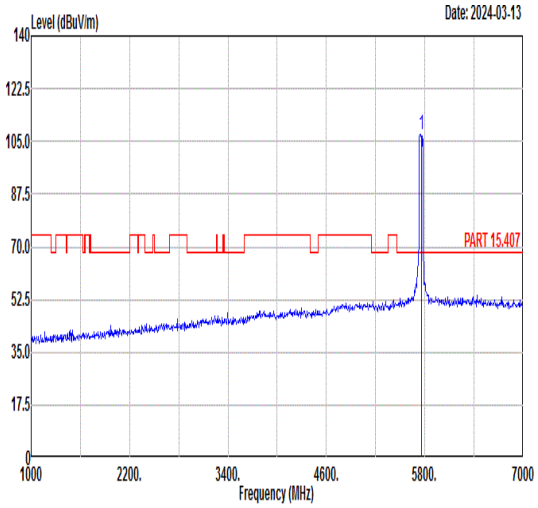 Freq Level Limit Line Margin Read Level Ant Factor Cable Loss Preamp Factor APos TPos Remark MHz dBuV/m dBuV/m dB dBuV dB/m dB dB cm deg 1 5755.00 107.37 ------ ------ 93.29 36.25 10.08 32.25 100 296 PEAK
Avg	Blank	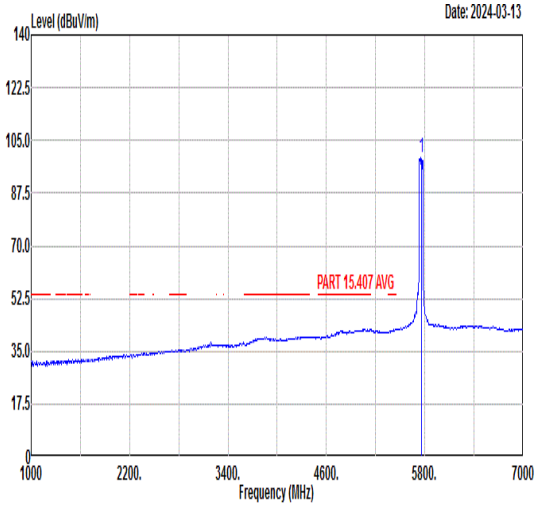 Freq Level Limit Line Margin Read Level Ant Factor Cable Loss Preamp Factor APos TPos Remark MHz dBuV/m dBuV/m dB dBuV dB/m dB dB cm deg 1 5755.00 99.33 ------ ------ 85.25 36.25 10.08 32.25 100 296 AVERAGE

Mode	145	
	Band Edge - R	
	U-NII-3_5.725-5.85_802.11ax HE40_CH151_Full RU_5755MHz	
ANT	5+7	
Pol.	Horizontal	Fundamental
Peak	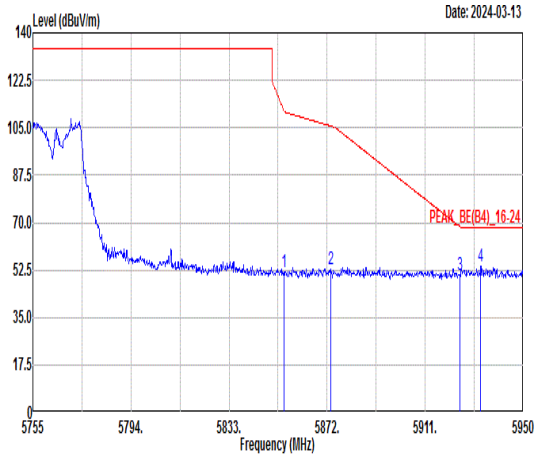 Freq Level Limit Line Margin Read Level Ant Factor Cable Loss Preamp Factor APos TPos Remark MHz dBuV/m dBuV/m dB dBuV dB/m dB dB cm deg 1 5854.84 51.66 111.17 -59.51 37.32 36.40 10.29 32.35 100 296 PEAK 2 5873.56 52.85 105.60 -52.75 38.47 36.42 10.33 32.37 100 296 PEAK 3 5924.85 50.82 68.41 -17.59 36.31 36.49 10.44 32.42 100 296 PEAK 4 5933.04 53.64 68.30 -14.66 39.10 36.51 10.46 32.43 100 296 PEAK	Blank

Mode	145	
	Band Edge - L	
	U-NII-3_5.725-5.85_802.11ax HE40_CH151_Full RU_5755MHz	
ANT	5+7	
Pol.	Vertical	Fundamental
Peak	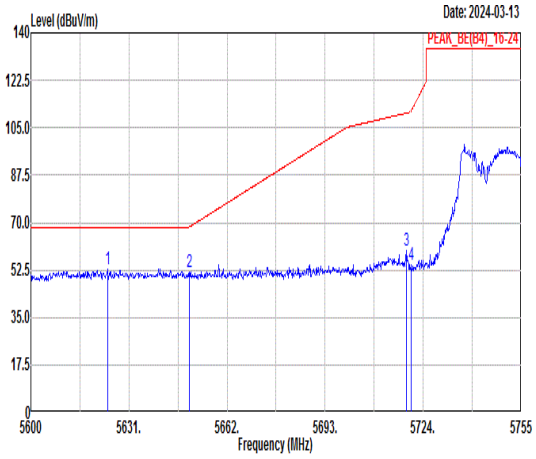 Freq Level Limit Line Margin Read Level Ant Factor Cable Loss Preamp Factor APos TPos Remark MHz dBuV/m dBuV/m dB dBuV dB/m dB dB cm deg 1 5624.18 53.07 68.30 -15.23 39.31 36.07 9.81 32.12 400 79 PEAK 2 5650.07 51.92 68.35 -16.43 38.10 36.11 9.86 32.15 400 79 PEAK 3 5718.73 59.82 110.44 -50.62 45.82 36.21 10.01 32.22 400 79 PEAK 4 5720.13 54.49 111.09 -56.60 40.49 36.21 10.01 32.22 400 79 PEAK	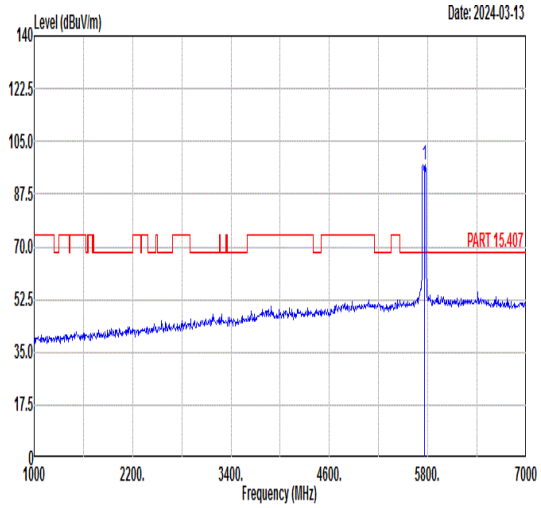 Freq Level Limit Line Margin Read Level Ant Factor Cable Loss Preamp Factor APos TPos Remark MHz dBuV/m dBuV/m dB dBuV dB/m dB dB cm deg 1 5755.00 97.31 ------ ------ 83.19 36.28 10.11 32.27 400 79 PEAK
Avg	Blank	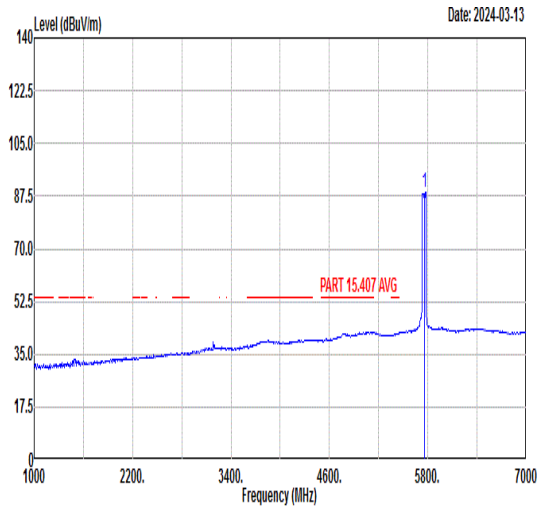 Freq Level Limit Line Margin Read Level Ant Factor Cable Loss Preamp Factor APos TPos Remark MHz dBuV/m dBuV/m dB dBuV dB/m dB dB cm deg 1 5755.00 88.76 ------ ------ 74.64 36.28 10.11 32.27 400 79 AVERAGE

Mode	145	
	Band Edge - R	
	U-NII-3_5.725-5.85_802.11ax HE40_CH151_Full RU_5755MHz	
ANT	5+7	
Pol.	Vertical	Fundamental
Peak	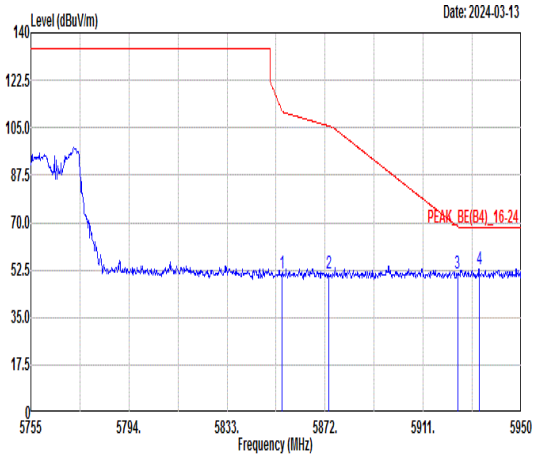 Freq Level Limit Line Margin Read Level Ant Factor Cable Loss Preamp Factor APos TPos Remark MHz dBuV/m dBuV/m dB dBuV dB/m dB dB cm deg 1 5854.84 51.39 111.17 -59.78 37.05 36.40 10.29 32.35 400 79 PEAK 2 5873.56 51.50 105.60 -54.10 37.12 36.42 10.33 32.37 400 79 PEAK 3 5924.65 51.08 68.56 -17.48 36.57 36.49 10.44 32.42 400 79 PEAK 4 5933.23 52.88 68.30 -15.42 38.34 36.51 10.46 32.43 400 79 PEAK	Blank

Mode	145	
	Harmonic	
	U-NII-3_5.725-5.85_802.11ax HE40_CH151_Full RU_5755MHz	
ANT	5+7	
Pol.	Horizontal	Vertical
Peak Avg	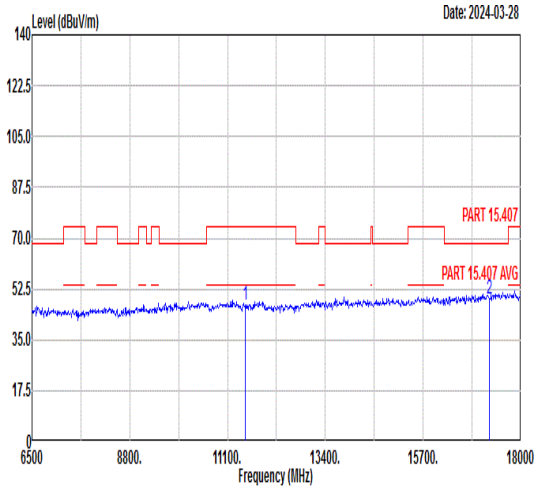 Freq Level Limit Line Margin Read Level Ant Factor Cable Loss Preamp Factor APos TPos Remark MHz dBuV/m dBuV/m dB dBuV dB/m dB dB cm deg 1 11510.00 46.92 74.00 -27.08 58.28 39.20 12.89 63.45 --- --- Peak 2 17265.00 49.27 68.30 -19.03 56.96 41.89 15.74 65.32 --- --- Peak	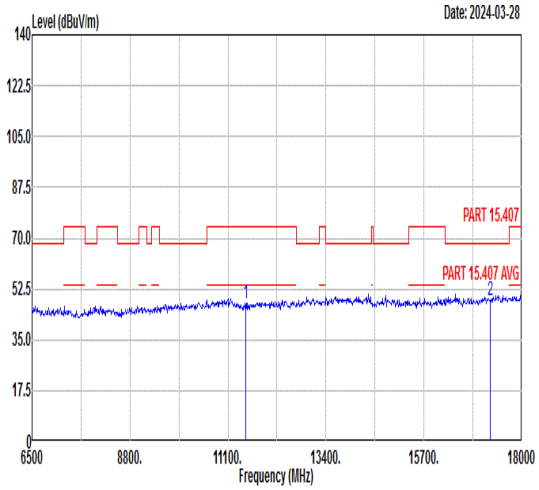 Freq Level Limit Line Margin Read Level Ant Factor Cable Loss Preamp Factor APos TPos Remark MHz dBuV/m dBuV/m dB dBuV dB/m dB dB cm deg 1 11510.00 47.52 74.00 -26.48 58.88 39.20 12.89 63.45 --- --- Peak 2 17265.00 48.58 68.30 -19.72 56.27 41.89 15.74 65.32 --- --- Peak

Mode	142	
	Band Edge - L	
	U-NII-2C_5.47-5.725_802.11be EHT40_CH134__5670MHz+11ax HE20_CH01+LTE B48 Link	
Pol.	Horizontal	Fundamental
Peak	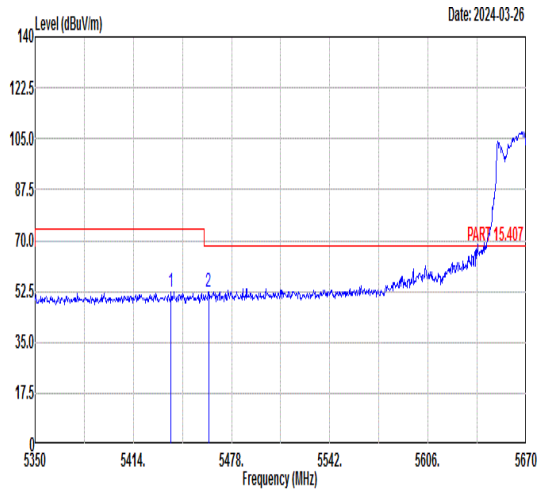 Freq Level Limit Line Margin Read Level Ant Factor Cable Loss Preamp Factor APos TPos Remark MHz dBuV/m dBuV/m dB dBuV dB/m dB dB cm deg 1 5438.64 52.45 74.00 -21.55 38.92 35.94 9.68 32.09 100 296 PEAK 2 5462.96 52.54 68.30 -15.76 38.98 35.92 9.69 32.05 100 296 PEAK	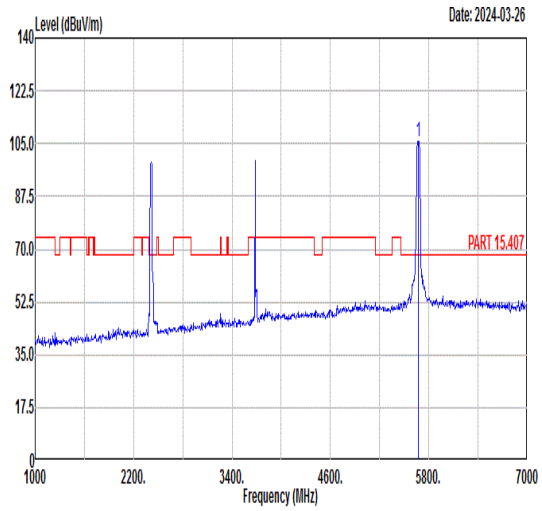 Freq Level Limit Line Margin Read Level Ant Factor Cable Loss Preamp Factor APos TPos Remark MHz dBuV/m dBuV/m dB dBuV dB/m dB dB cm deg 1 5670.00 105.85 ------ ------ 91.98 36.14 9.90 32.17 100 296 PEAK
Avg	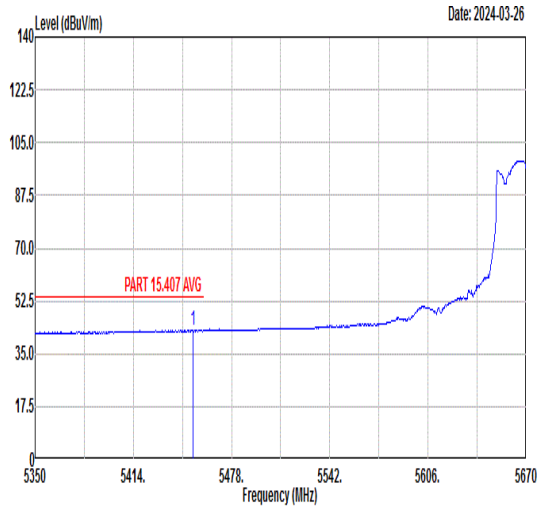 Freq Level Limit Line Margin Read Level Ant Factor Cable Loss Preamp Factor APos TPos Remark MHz dBuV/m dBuV/m dB dBuV dB/m dB dB cm deg 1 5452.72 42.83 54.00 -11.17 29.29 35.93 9.68 32.07 100 296 AVERAGE	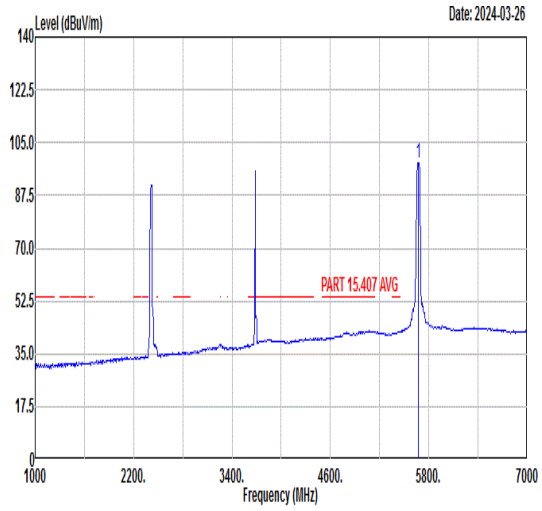 Freq Level Limit Line Margin Read Level Ant Factor Cable Loss Preamp Factor APos TPos Remark MHz dBuV/m dBuV/m dB dBuV dB/m dB dB cm deg 1 5670.00 98.46 ------ ------ 84.59 36.14 9.90 32.17 100 296 AVERAGE

Mode	142	
	Band Edge - R	
	U-NII-2C_5.47-5.725_802.11be EHT40_CH134__5670MHz+11ax HE20_CH01+LTE B48 Link	
Pol.	Horizontal	Fundamental
Peak	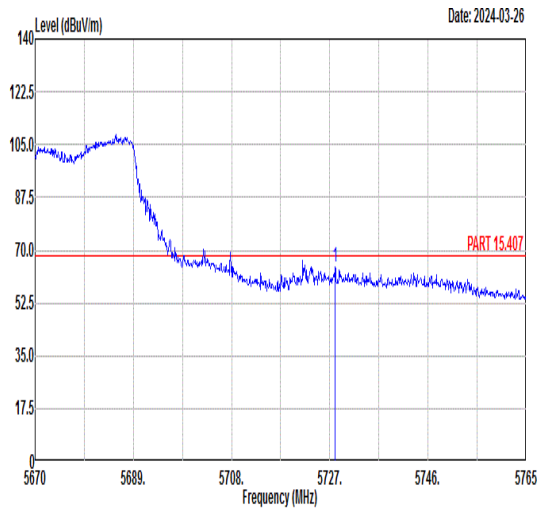 Freq Level Limit Line Margin Read Level Ant Factor Cable Loss Preamp Factor APos TPos Remark MHz dBuV/m dBuV/m dB dBuV dB/m dB dB cm deg 1 5728.05 64.31 68.30 -3.99 50.29 36.22 10.03 32.23 100 296 PEAK	Blank

Mode	142	
	Band Edge - L	
	U-NII-2C_5.47-5.725_802.11be EHT40_CH134__5670MHz+11ax HE20_CH01+LTE B48 Link	
Pol.	Vertical	Fundamental
Peak	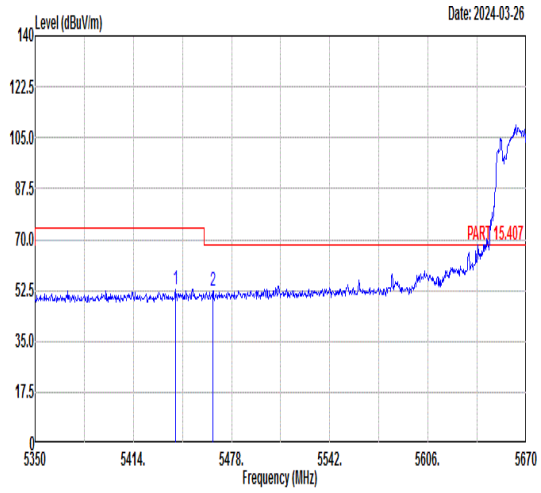 Freq Level Limit Line Margin Read Level Ant Factor Cable Loss Preamp Factor APos TPos Remark MHz dBuV/m dBuV/m dB dBuV dB/m dB dB cm deg 1 5441.52 53.05 74.00 -20.95 39.51 35.94 9.68 32.08 303 251 PEAK 2 5465.84 52.24 68.30 -16.06 38.68 35.92 9.69 32.05 303 251 PEAK	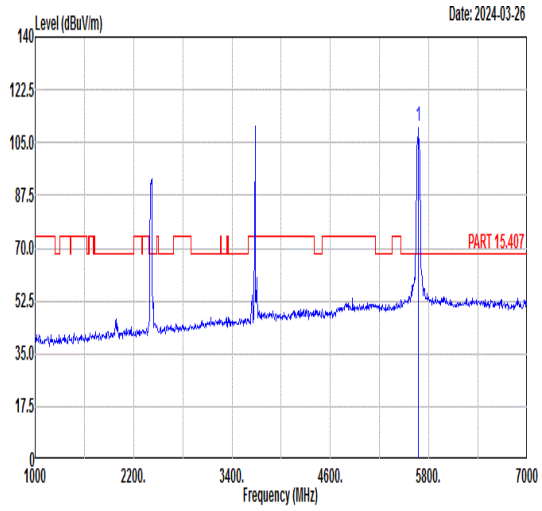 Freq Level Limit Line Margin Read Level Ant Factor Cable Loss Preamp Factor APos TPos Remark MHz dBuV/m dBuV/m dB dBuV dB/m dB dB cm deg 1 5670.00 110.21 ------ ------ 102.81 33.07 6.78 32.45 303 251 PEAK
Avg	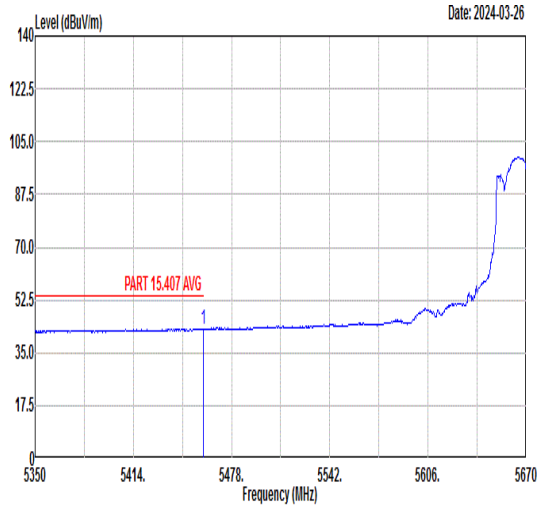 Freq Level Limit Line Margin Read Level Ant Factor Cable Loss Preamp Factor APos TPos Remark MHz dBuV/m dBuV/m dB dBuV dB/m dB dB cm deg 1 5459.44 42.91 54.00 -11.09 29.36 35.92 9.69 32.06 303 251 AVERAGE	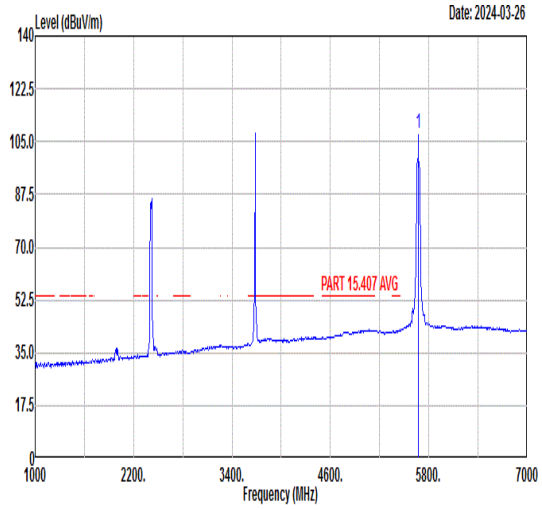 Freq Level Limit Line Margin Read Level Ant Factor Cable Loss Preamp Factor APos TPos Remark MHz dBuV/m dBuV/m dB dBuV dB/m dB dB cm deg 1 5670.00 107.78 ------ ------ 100.38 33.07 6.78 32.45 303 251 AVERAGE

Mode	142	
	Band Edge - R	
	U-NII-2C_5.47-5.725_802.11be EHT40_CH134__5670MHz+11ax HE20_CH01+LTE B48 Link	
Pol.	Vertical	Fundamental
Peak	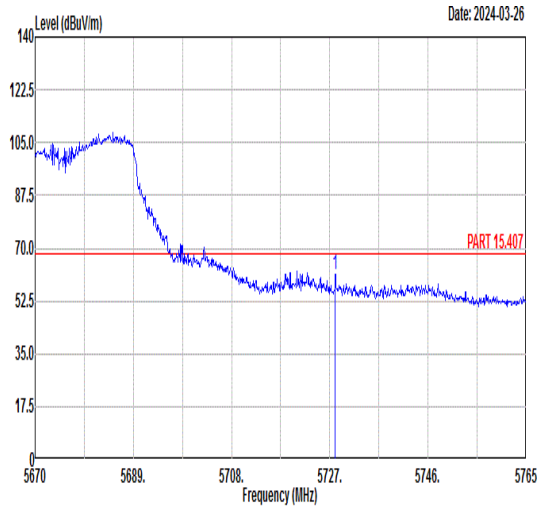 Freq Level Limit Line Margin Read Level Ant Factor Cable Loss Preamp Factor APos TPos Remark MHz dBuV/m dBuV/m dB dBuV dB/m dB dB cm deg 1 5728.05 61.03 68.30 -7.27 47.01 36.22 10.03 32.23 303 251 PEAK	Blank

Mode	142	
	Band Edge	
	U-NII-2C_5.47-5.725_802.11be EHT40_CH134__5670MHz+11ax HE20_CH01+LTE B48 Link	
Pol.	Horizontal	Fundamental
Peak	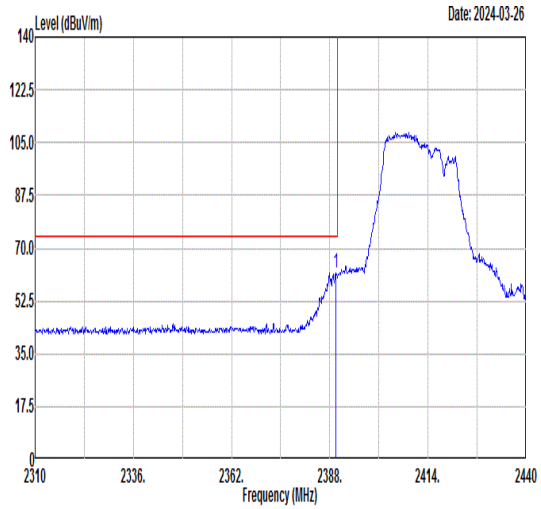 Freq Level Limit Line Margin (dB) Read Level Ant Factor Cable Loss Preamp Factor APos TPos Remark 1 2389.56 61.82 74.00 -12.18 58.99 30.72 5.36 33.25 104 44 PEAK	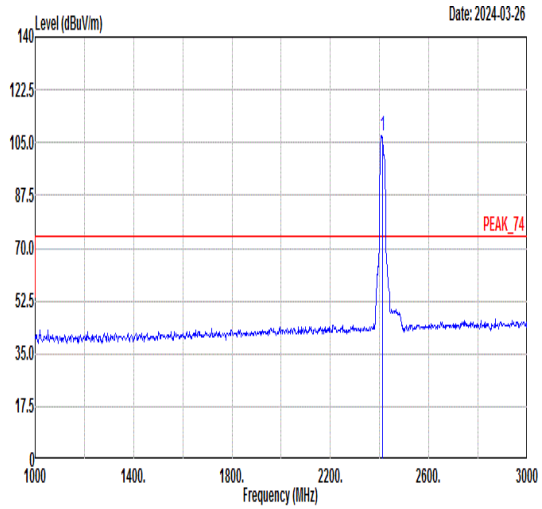 Freq Level Limit Line Margin (dB) Read Level Ant Factor Cable Loss Preamp Factor APos TPos Remark 1 2412.00 107.45 ------ ------ 104.59 30.72 5.37 33.23 104 44 PEAK
Avg	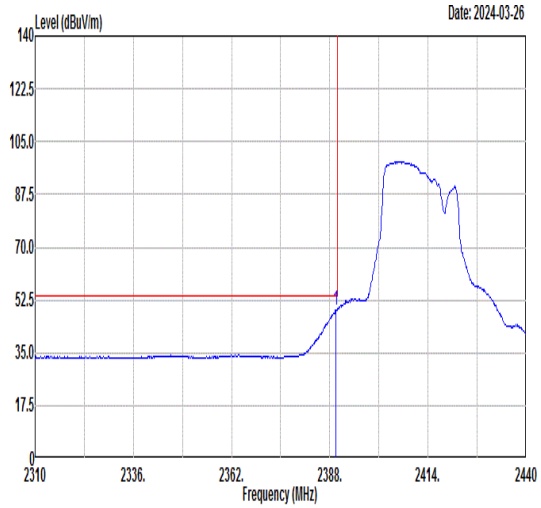 Freq Level Limit Line Margin (dB) Read Level Ant Factor Cable Loss Preamp Factor APos TPos Remark 1 2389.56 49.29 54.00 -4.71 46.46 30.72 5.36 33.25 104 44 AVERAGE	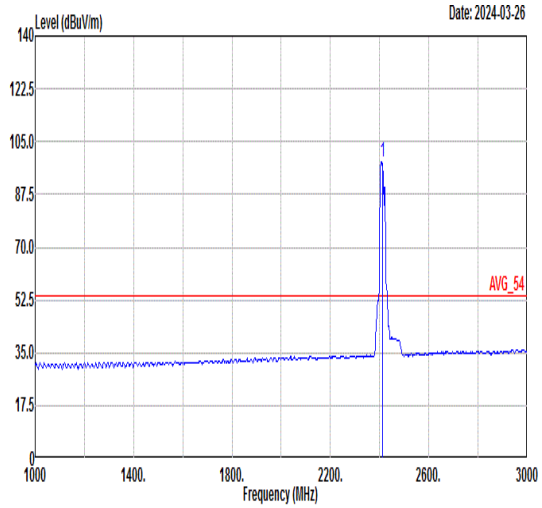 Freq Level Limit Line Margin (dB) Read Level Ant Factor Cable Loss Preamp Factor APos TPos Remark 1 2412.00 98.06 ------ ------ 95.20 30.72 5.37 33.23 104 44 AVERAGE

Mode	142	
	Band Edge	
	U-NII-2C_5.47-5.725_802.11be EHT40_CH134__5670MHz+11ax HE20_CH01+LTE B48 Link	
Pol.	Vertical	Fundamental
Peak	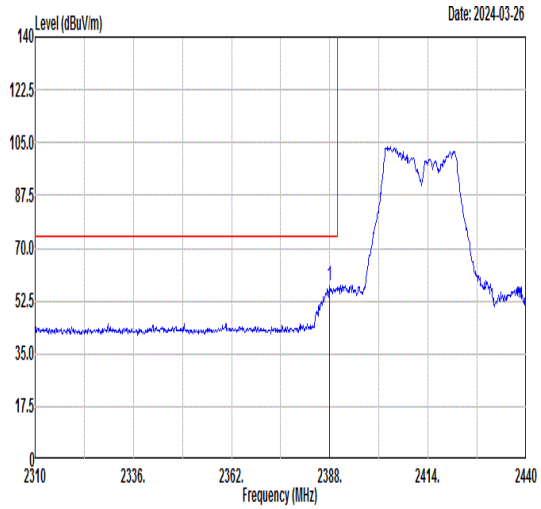 Freq Level Limit Line Margin (dB) Read Level Ant Factor Cable Loss Preamp Factor APos TPos Remark 1 2387.87 57.41 74.00 -16.59 54.59 30.72 5.36 33.26 400 159 PEAK	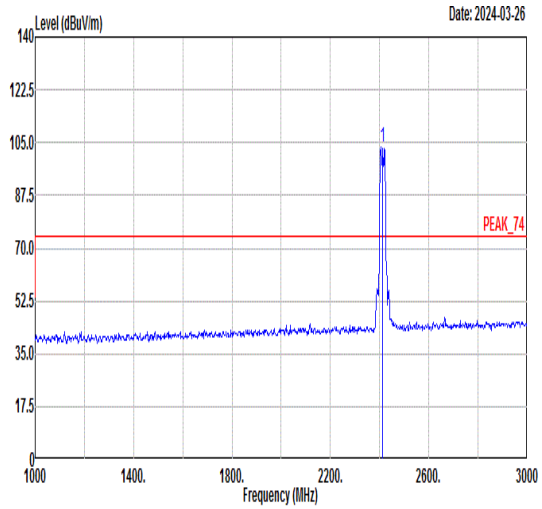 Freq Level Limit Line Margin (dB) Read Level Ant Factor Cable Loss Preamp Factor APos TPos Remark 1 2412.00 103.29 ------ ------ 100.43 30.72 5.37 33.23 400 159 PEAK
Avg	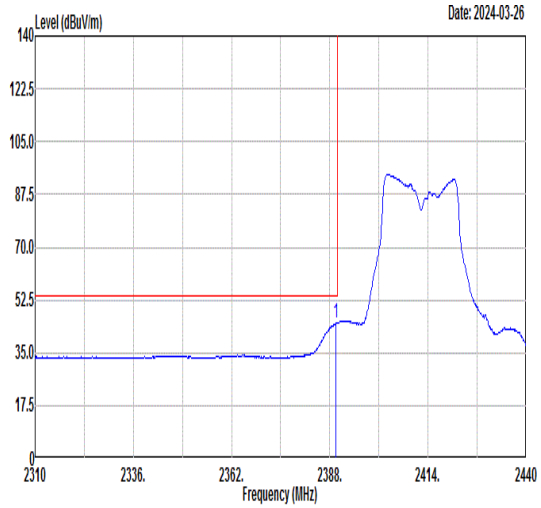 Freq Level Limit Line Margin (dB) Read Level Ant Factor Cable Loss Preamp Factor APos TPos Remark 1 2389.69 44.99 54.00 -9.01 42.16 30.72 5.36 33.25 400 159 AVERAGE	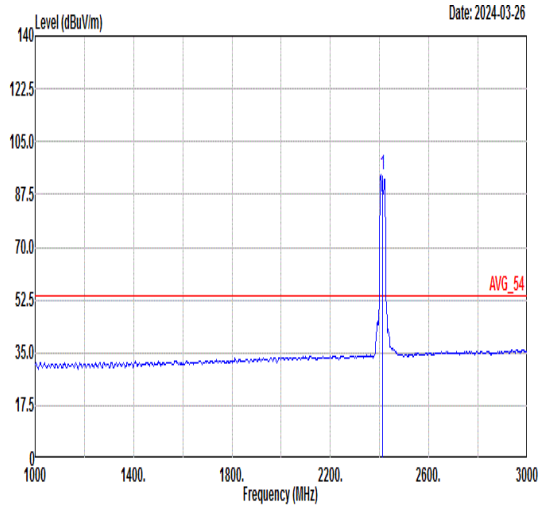 Freq Level Limit Line Margin (dB) Read Level Ant Factor Cable Loss Preamp Factor APos TPos Remark 1 2412.00 93.88 ------ ------ 91.02 30.72 5.37 33.23 400 159 AVERAGE

Mode	142	
	Harmonic	
	U-NII-2C_5.47-5.725_802.11be EHT40_CH134__5670MHz+11ax HE20_CH01+LTE B48 Link	
Pol.	Horizontal	Vertical
Peak Avg	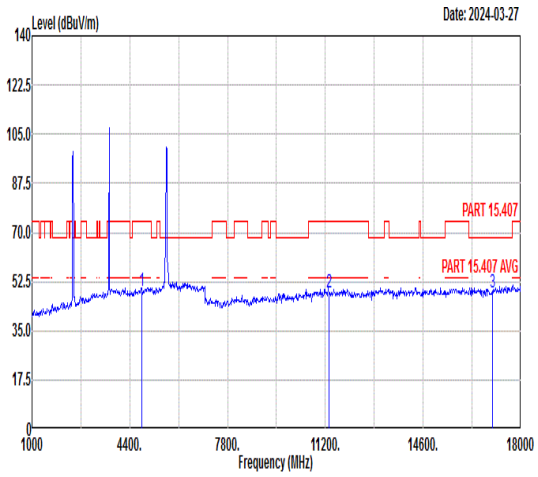 Freq Level Limit Line Margin Read Level Ant Factor Cable Loss Preamp Factor APos TPos Remark MHz dBuV/m dBuV/m dB dBuV dB/m dB dB cm deg 1 4824.00 49.11 74.00 -24.89 37.43 35.78 8.88 32.98 --- --- Peak 2 11340.00 48.55 74.00 -25.45 29.81 39.14 12.77 33.17 --- --- Peak 3 17010.00 48.52 68.30 -19.78 26.16 41.61 15.55 34.80 --- --- Peak	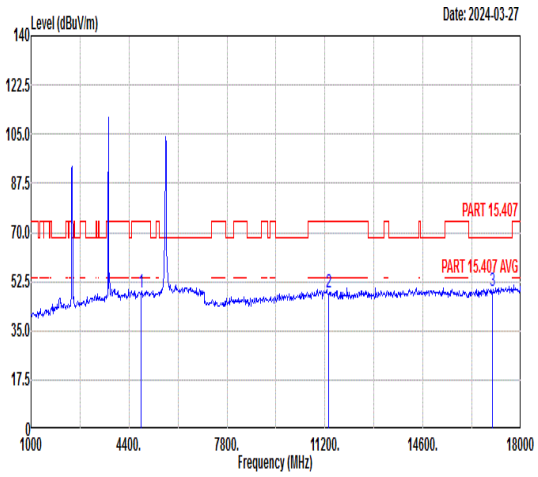 Freq Level Limit Line Margin Read Level Ant Factor Cable Loss Preamp Factor APos TPos Remark MHz dBuV/m dBuV/m dB dBuV dB/m dB dB cm deg 1 4824.00 48.37 74.00 -25.63 36.45 35.78 8.88 32.74 --- --- Peak 2 11340.00 48.81 74.00 -25.19 30.47 39.14 12.77 33.57 --- --- Peak 3 17010.00 49.28 68.30 -19.02 26.61 41.61 15.55 34.49 --- --- Peak

Mode	143	
	Band Edge - L	
	U-NII-2C_5.47-5.725_802.11be EHT40_CH134_Full RU_5670MHz Bluetooth-LE_GSFK _CH39+LTE B48 Link	
Pol.	Horizontal	Fundamental
Peak	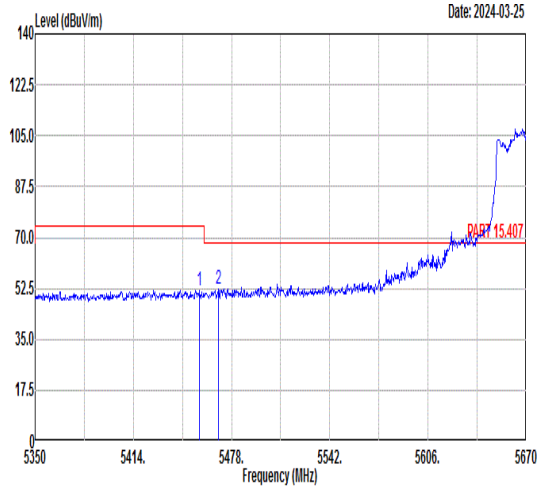 Freq Level Limit Line Margin Read Level Ant Factor Cable Loss Preamp Factor APos TPos Remark MHz dBuV/m dBuV/m dB dBuV dB/m dB dB cm deg 1 5457.20 51.94 74.00 -22.06 38.38 35.93 9.69 32.06 100 296 PEAK 2 5469.36 52.38 68.30 -15.92 38.81 35.92 9.69 32.04 100 296 PEAK	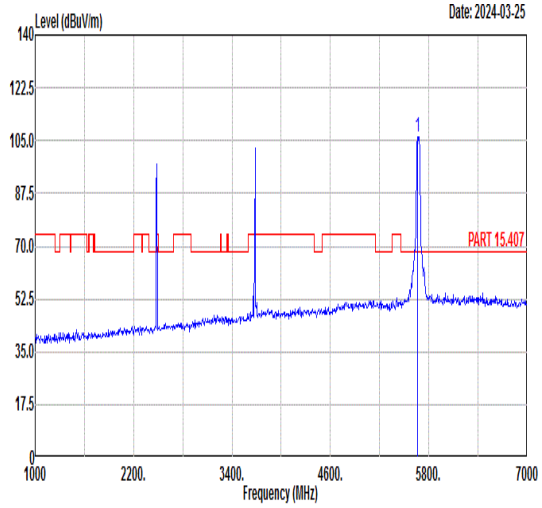 Freq Level Limit Line Margin Read Level Ant Factor Cable Loss Preamp Factor APos TPos Remark MHz dBuV/m dBuV/m dB dBuV dB/m dB dB cm deg 1 5662.00 106.25 ------ ------ 92.39 36.13 9.89 32.16 100 296 PEAK
Avg	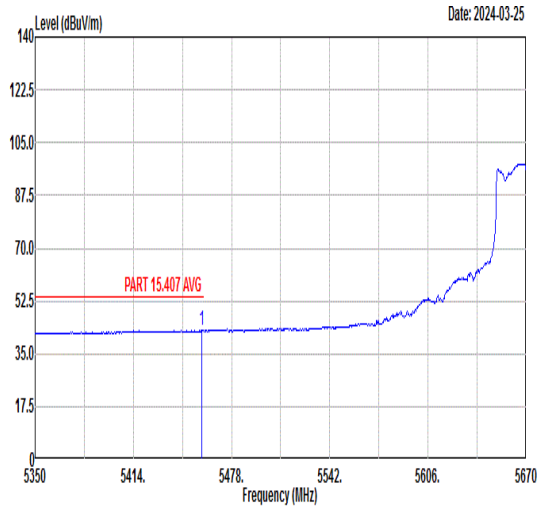 Freq Level Limit Line Margin Read Level Ant Factor Cable Loss Preamp Factor APos TPos Remark MHz dBuV/m dBuV/m dB dBuV dB/m dB dB cm deg 1 5458.80 42.72 54.00 -11.28 29.17 35.92 9.69 32.06 100 296 AVERAGE	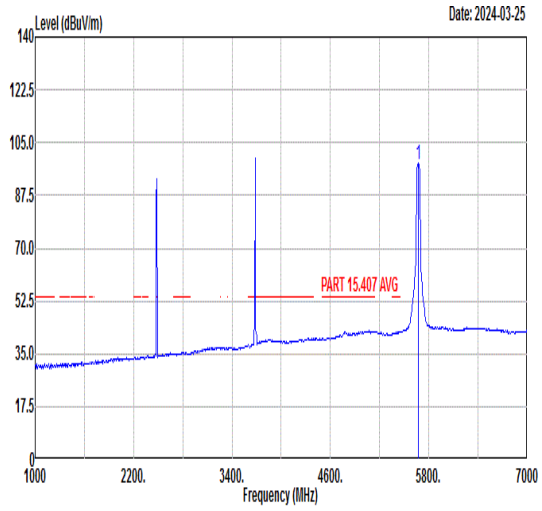 Freq Level Limit Line Margin Read Level Ant Factor Cable Loss Preamp Factor APos TPos Remark MHz dBuV/m dBuV/m dB dBuV dB/m dB dB cm deg 1 5670.00 97.62 ------ ------ 83.75 36.14 9.90 32.17 100 296 AVERAGE

Mode	143	
	Band Edge - R	
	U-NII-2C_5.47-5.725_802.11be EHT40_CH134_Full RU_5670MHz Bluetooth-LE_GSFK _CH39+LTE B48 Link	
Pol.	Horizontal	Fundamental
Peak	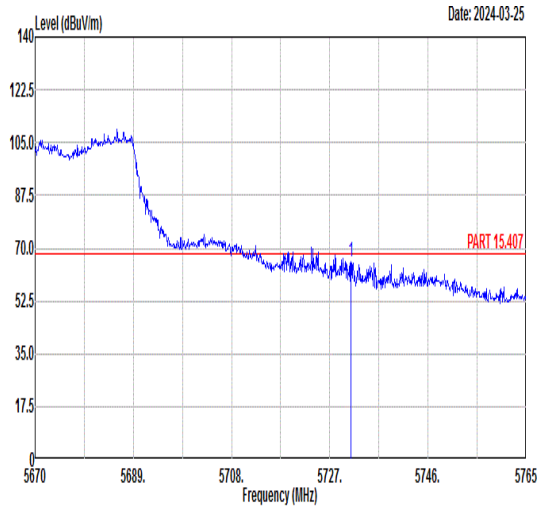 Freq Level Limit Line Margin Read Level Ant Factor Cable Loss Preamp Factor APos TPos Remark MHz dBuV/m dBuV/m dB dBuV dB/m dB dB cm deg 1 5731.09 65.26 68.30 -3.04 51.24 36.22 10.03 32.23 100 296 PEAK	Blank

Mode	143	
	Band Edge - L	
	U-NII-2C_5.47-5.725_802.11be EHT40_CH134_Full RU_5670MHz Bluetooth-LE_GSFK _CH39+LTE B48 Link	
Pol.	Vertical	Fundamental
Peak	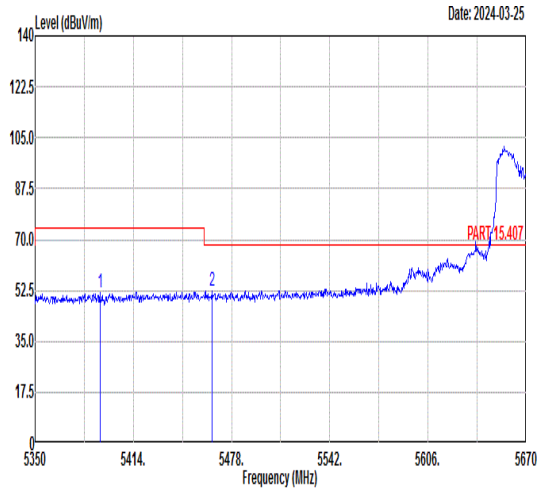 Freq Level Limit Line Margin Read Level Ant Factor Cable Loss Preamp Factor APos TPos Remark MHz dBuV/m dBuV/m dB dBuV dB/m dB dB cm deg 1 5392.24 51.78 74.00 -22.21 38.39 35.96 9.58 32.15 381 237 PEAK 2 5465.20 52.43 68.30 -15.87 38.87 35.92 9.69 32.05 381 237 PEAK	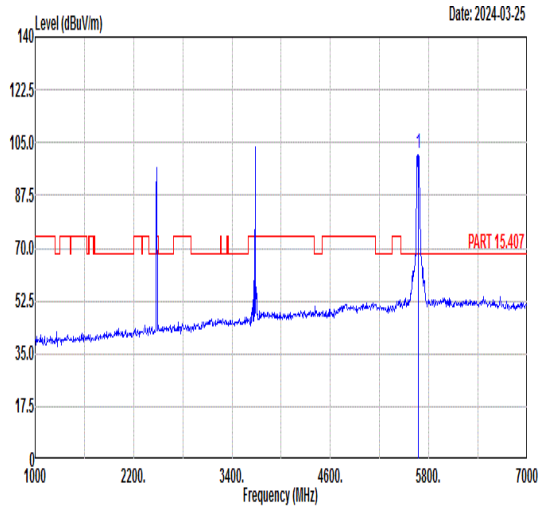 Freq Level Limit Line Margin Read Level Ant Factor Cable Loss Preamp Factor APos TPos Remark MHz dBuV/m dBuV/m dB dBuV dB/m dB dB cm deg 1 5670.00 101.39 ------ ------ 87.52 36.14 9.90 32.17 381 237 PEAK
Avg	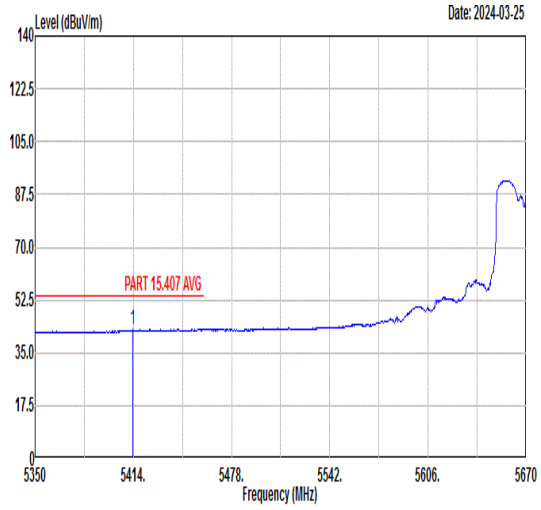 Freq Level Limit Line Margin Read Level Ant Factor Cable Loss Preamp Factor APos TPos Remark MHz dBuV/m dBuV/m dB dBuV dB/m dB dB cm deg 1 5413.68 42.75 54.00 -11.25 29.26 35.95 9.66 32.12 381 237 AVERAGE	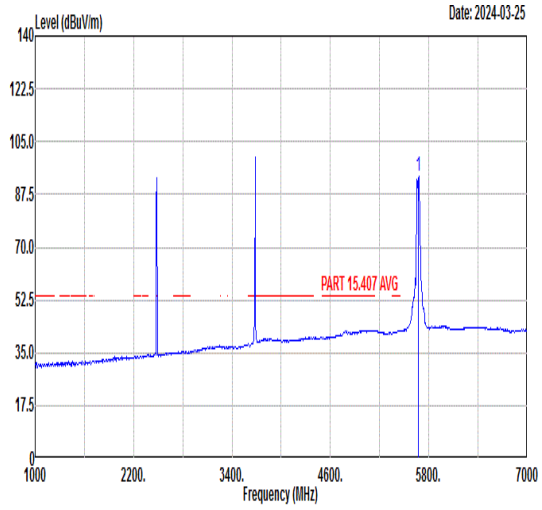 Freq Level Limit Line Margin Read Level Ant Factor Cable Loss Preamp Factor APos TPos Remark MHz dBuV/m dBuV/m dB dBuV dB/m dB dB cm deg 1 5670.00 93.72 ------ ------ 79.85 36.14 9.90 32.17 381 237 AVERAGE

Mode	143	
	Band Edge - R	
	U-NII-2C_5.47-5.725_802.11be EHT40_CH134_Full RU_5670MHz Bluetooth-LE_GSFK _CH39+LTE B48 Link	
Pol.	Vertical	Fundamental
Peak	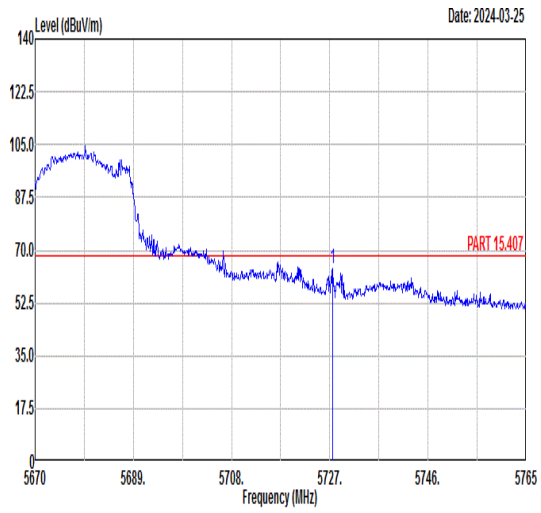 Freq Level Limit Line Margin Read Level Ant Factor Cable Loss Preamp Factor APos TPos Remark MHz dBuV/m dBuV/m dB dBuV dB/m dB dB cm deg 1 5727.57 63.66 68.30 -4.64 49.65 36.22 10.02 32.23 381 237 PEAK	Blank

Mode	143	
	Band Edge	
	U-NII-2C_5.47-5.725_802.11be EHT40_CH134_Full RU_5670MHz Bluetooth-LE_GSFK _CH39+LTE B48 Link	
Pol.	Horizontal	Fundamental
Peak	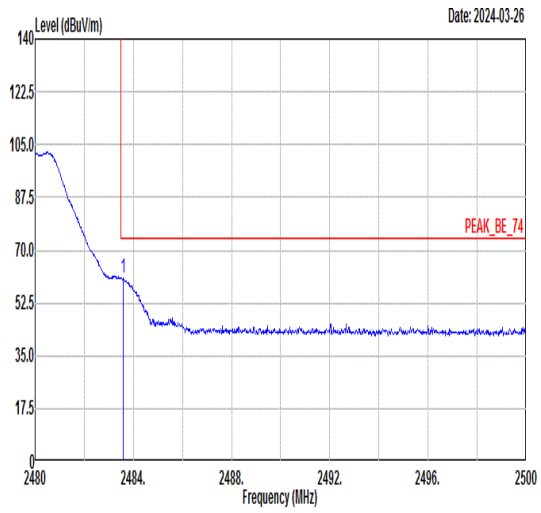 Freq Level Limit Line Margin Read Level Ant Factor Cable Loss Preamp Factor APos TPos Remark MHz dBuV/m dBuV/m dB dBuV dB/m dB dB cm deg 1 2483.58 60.93 74.00 -13.07 57.89 30.70 5.46 33.12 300 303 PEAK	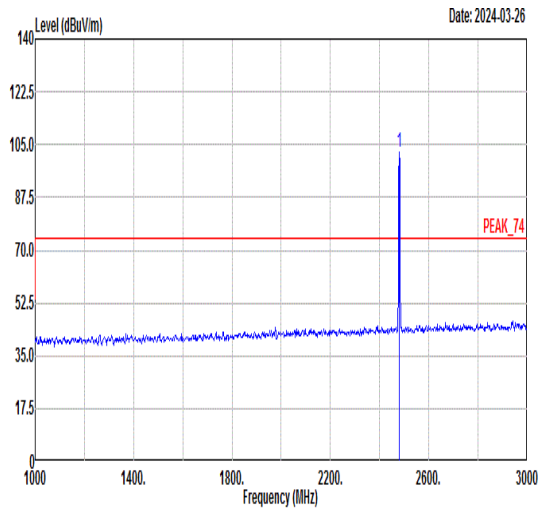 Freq Level Limit Line Margin Read Level Ant Factor Cable Loss Preamp Factor APos TPos Remark MHz dBuV/m dBuV/m dB dBuV dB/m dB dB cm deg 1 2480.00 102.30 ------ ------ 99.27 30.70 5.46 33.13 300 303 PEAK
Avg	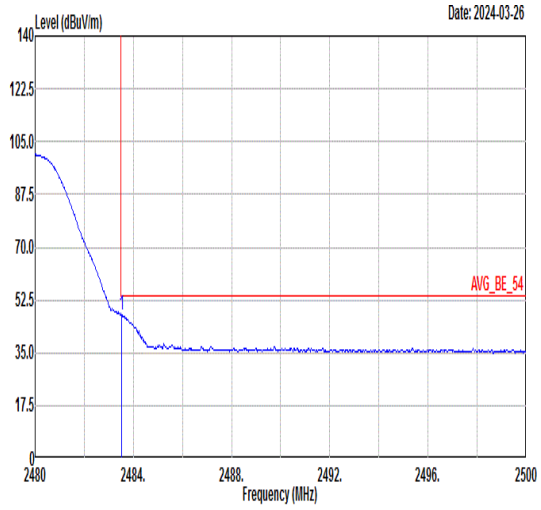 Freq Level Limit Line Margin Read Level Ant Factor Cable Loss Preamp Factor APos TPos Remark MHz dBuV/m dBuV/m dB dBuV dB/m dB dB cm deg 1 2483.52 47.42 54.00 -6.58 44.38 30.70 5.46 33.12 300 303 AVERAGE	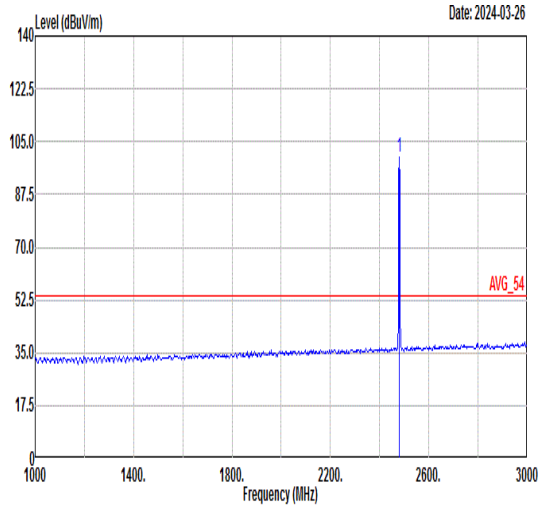 Freq Level Limit Line Margin Read Level Ant Factor Cable Loss Preamp Factor APos TPos Remark MHz dBuV/m dBuV/m dB dBuV dB/m dB dB cm deg 1 2480.00 99.84 ------ ------ 96.81 30.70 5.46 33.13 300 303 AVERAGE

Mode	143	
	Band Edge	
	U-NII-2C_5.47-5.725_802.11be EHT40_CH134_Full RU_5670MHz Bluetooth-LE_GSFK _CH39+LTE B48 Link	
Pol.	Vertical	Fundamental
Peak	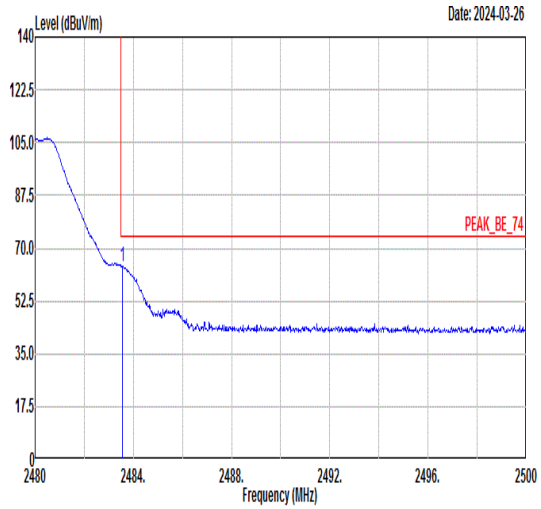 Freq Level Limit Line Margin Read Level Ant Factor Cable Loss Preamp Factor APos TPos Remark MHz dBuV/m dBuV/m dB dBuV dB/m dB dB cm deg 1 2483.54 64.09 74.00 -9.91 61.05 30.70 5.46 33.12 200 303 PEAK	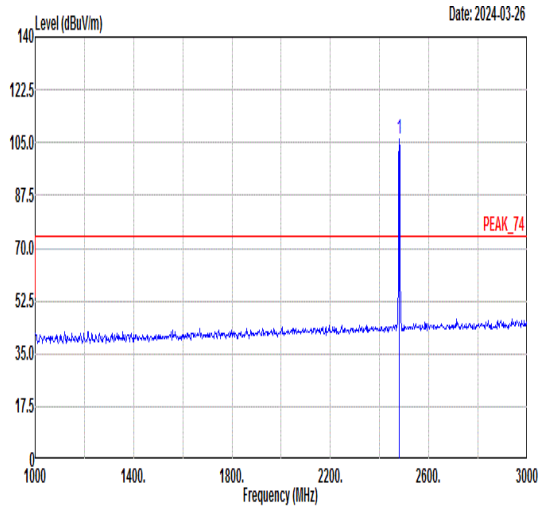 Freq Level Limit Line Margin Read Level Ant Factor Cable Loss Preamp Factor APos TPos Remark MHz dBuV/m dBuV/m dB dBuV dB/m dB dB cm deg 1 2480.00 106.28 ------ ------ 103.25 30.70 5.46 33.13 200 303 PEAK
Avg	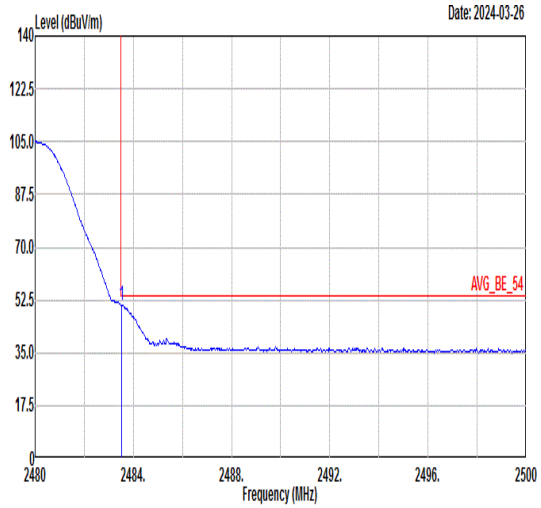 Freq Level Limit Line Margin Read Level Ant Factor Cable Loss Preamp Factor APos TPos Remark MHz dBuV/m dBuV/m dB dBuV dB/m dB dB cm deg 1 2483.52 50.86 54.00 -3.14 47.82 30.70 5.46 33.12 200 303 AVERAGE	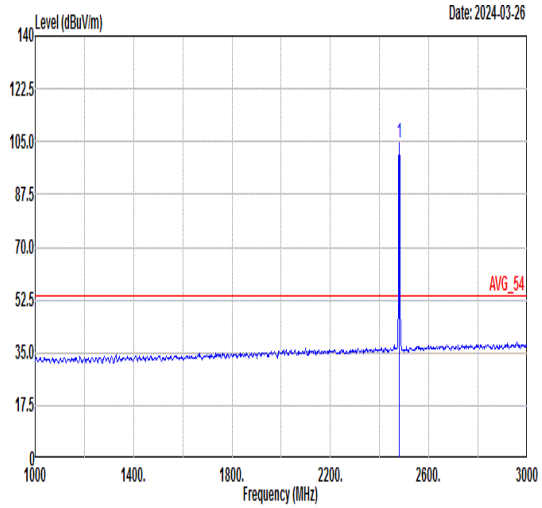 Freq Level Limit Line Margin Read Level Ant Factor Cable Loss Preamp Factor APos TPos Remark MHz dBuV/m dBuV/m dB dBuV dB/m dB dB cm deg 1 2480.00 104.43 ------ ------ 101.40 30.70 5.46 33.13 200 303 AVERAGE

Mode	143	
	Harmonic	
	U-NII-2C_5.47-5.725_802.11be EHT40_CH134_Full RU_5670MHz Bluetooth-LE_GSFK _CH39+LTE B48 Link	
Pol.	Horizontal	Vertical
Peak Avg	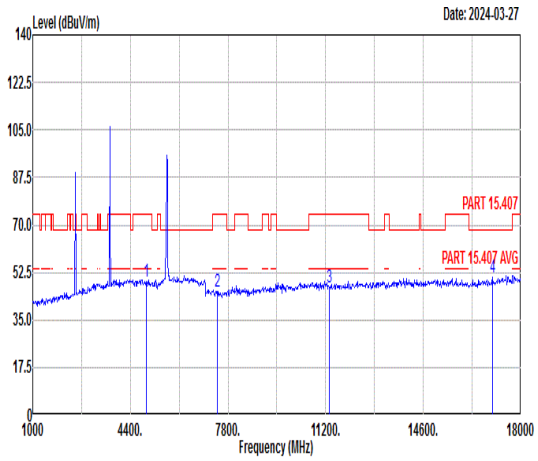 Freq Level Limit Line Margin Read Level Ant Factor Cable Loss Preamp Factor APos TPos Remark MHz dBuV/m dBuV/m dB dBuV dB/m dB dB cm deg 1 4960.00 49.07 74.00 -24.93 37.27 36.10 8.46 32.76 --- --- Peak 2 7440.00 45.38 74.00 -28.62 31.71 36.82 10.17 33.32 --- --- Peak 3 11340.00 47.11 74.00 -26.89 28.37 39.14 12.77 33.17 --- --- Peak 4 17010.00 50.58 68.30 -17.72 28.22 41.61 15.55 34.80 --- --- Peak	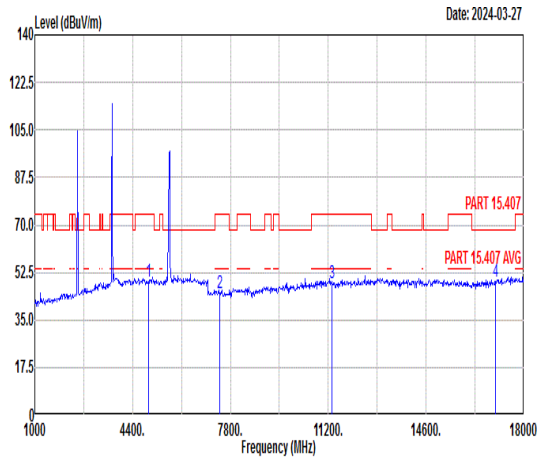 Freq Level Limit Line Margin Read Level Ant Factor Cable Loss Preamp Factor APos TPos Remark MHz dBuV/m dBuV/m dB dBuV dB/m dB dB cm deg 1 4960.00 49.16 74.00 -24.84 37.36 36.10 8.46 32.76 --- --- Peak 2 7440.00 44.93 74.00 -29.07 31.26 36.82 10.17 33.32 --- --- Peak 3 11340.00 48.40 74.00 -25.60 29.66 39.14 12.77 33.17 --- --- Peak 4 17010.00 49.11 68.30 -19.19 26.75 41.61 15.55 34.80 --- --- Peak

Note: For all plots above, the over limit line signals are Fundamental signal which can be ignored.

Appendix D. Duty Cycle Plots

Band	Duty Cycle(%)	T(ms)	1/T(kHz)	VBW Setting
11a	99.06	-	-	10Hz
11n HT20	100.00	-	-	10Hz
11n HT40	99.44	-	-	10Hz
11ac VHT80	99.26	-	-	10Hz
11ac VHT160	98.14	-	-	10Hz
11ax HE20	100.00	-	-	10Hz
11ax HE40	99.63	-	-	10Hz
11ax HE80	100.00	-	-	10Hz
11ax HE160	100.00	-	-	10Hz
11be EHT20	99.72	-	-	10Hz
11be EHT40	99.63	-	-	10Hz
11be EHT80	99.62	-	-	10Hz
11be EHT160	99.55	-	-	10Hz

802.11a

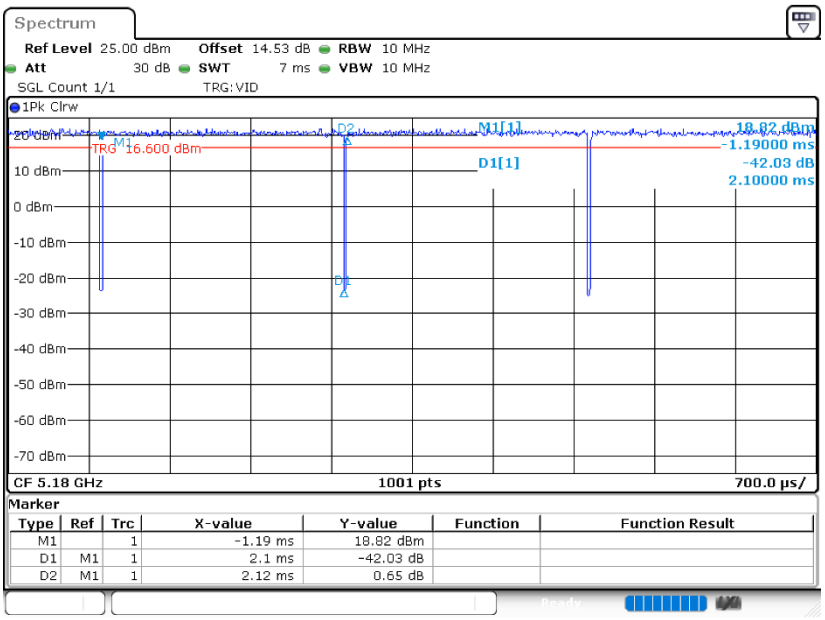

802.11n HT20

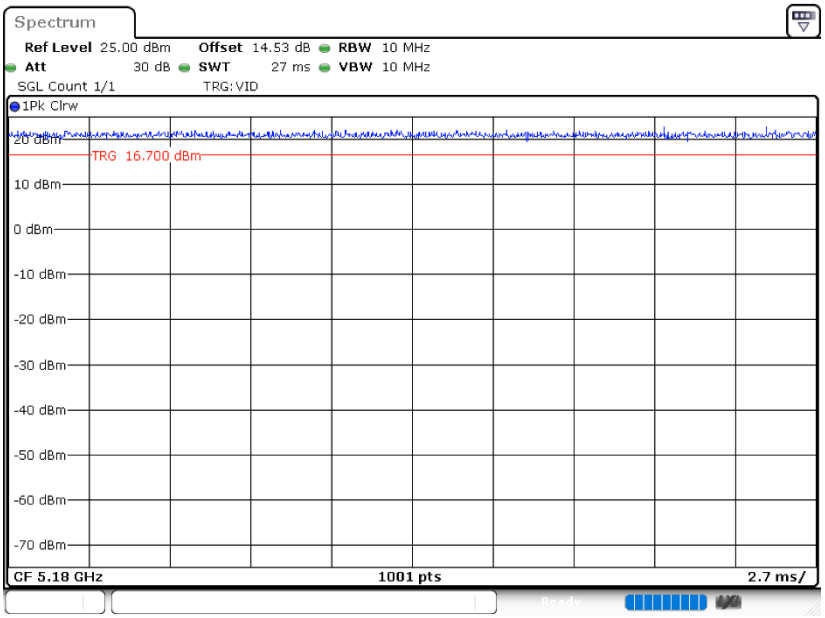

802.11n HT40

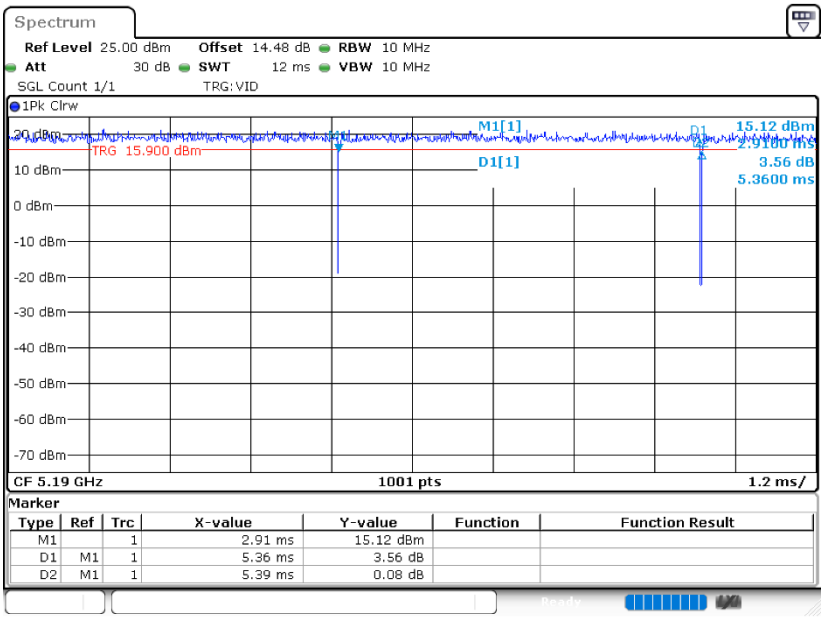

802.11ac VHT80

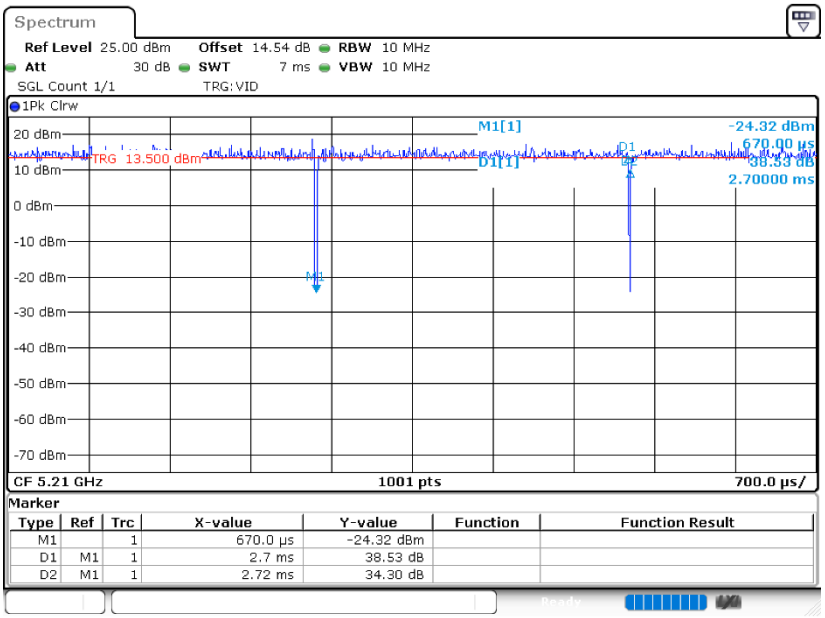

802.11ac VHT160

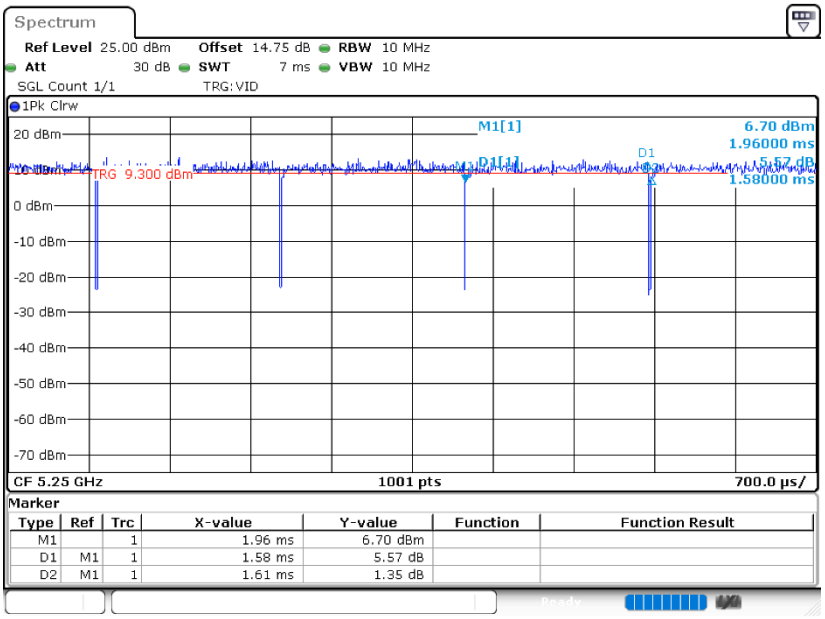

802.11ax HE20

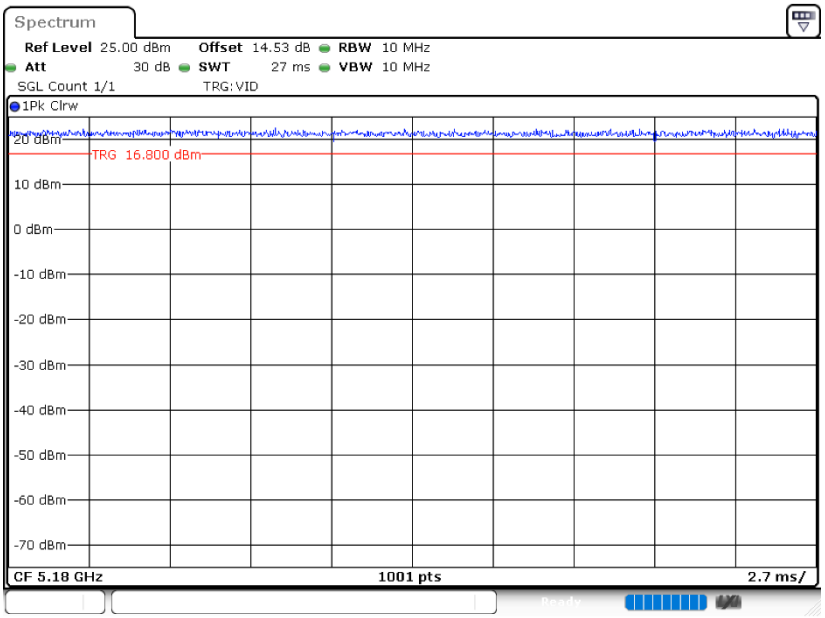

802.11ax HE40

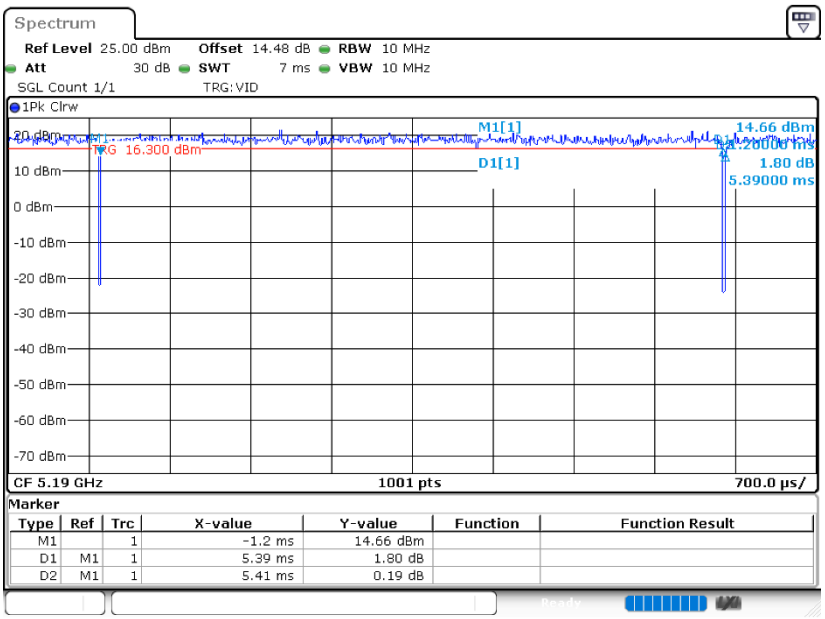

802.11ax HE80

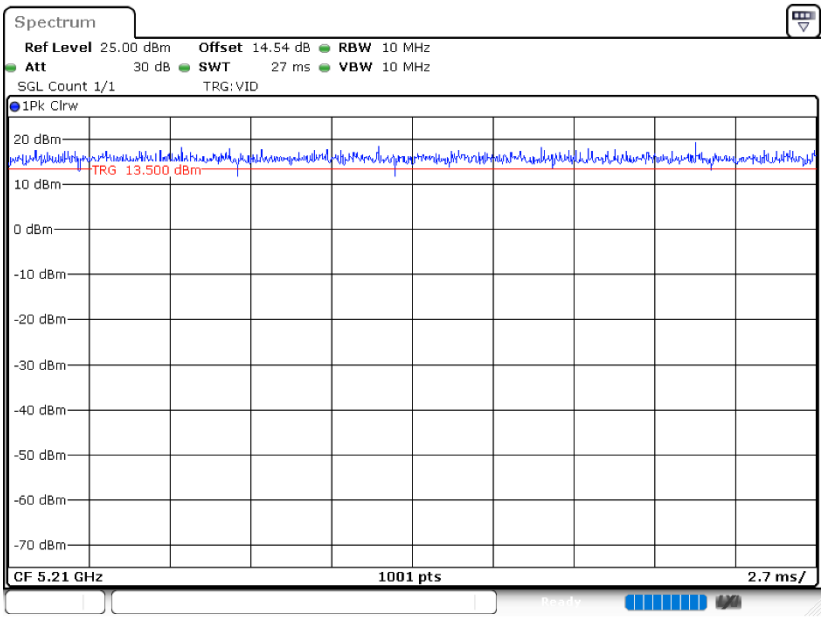

802.11ax HE160

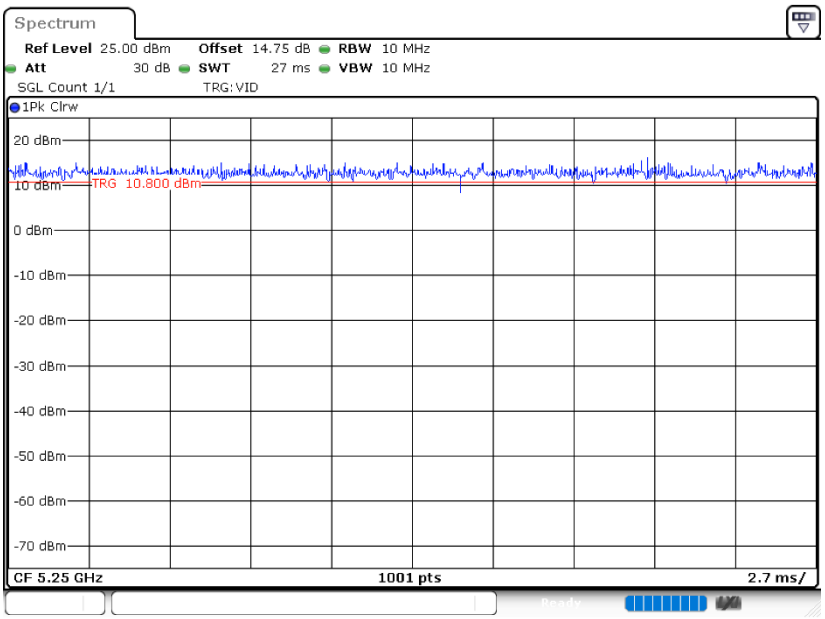

802.11be EHT20

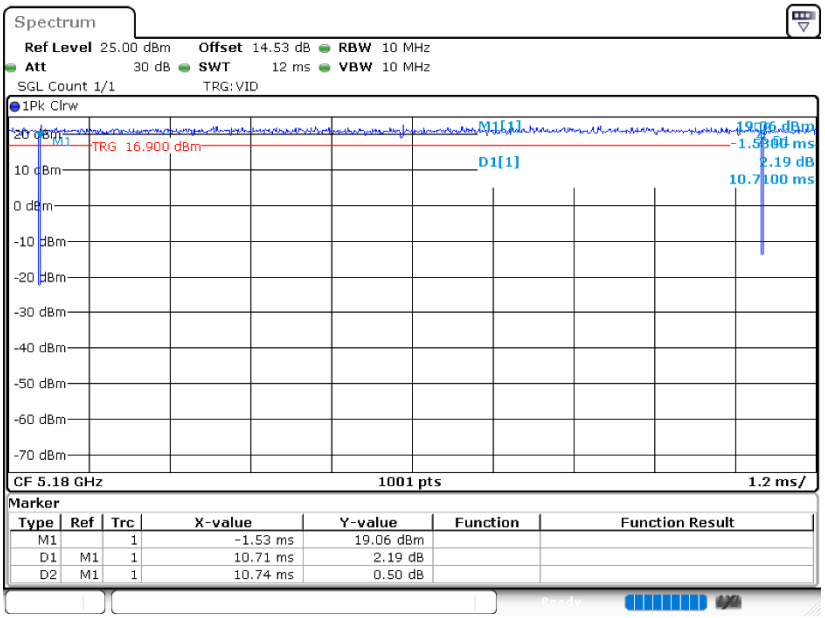

802.11be EHT40

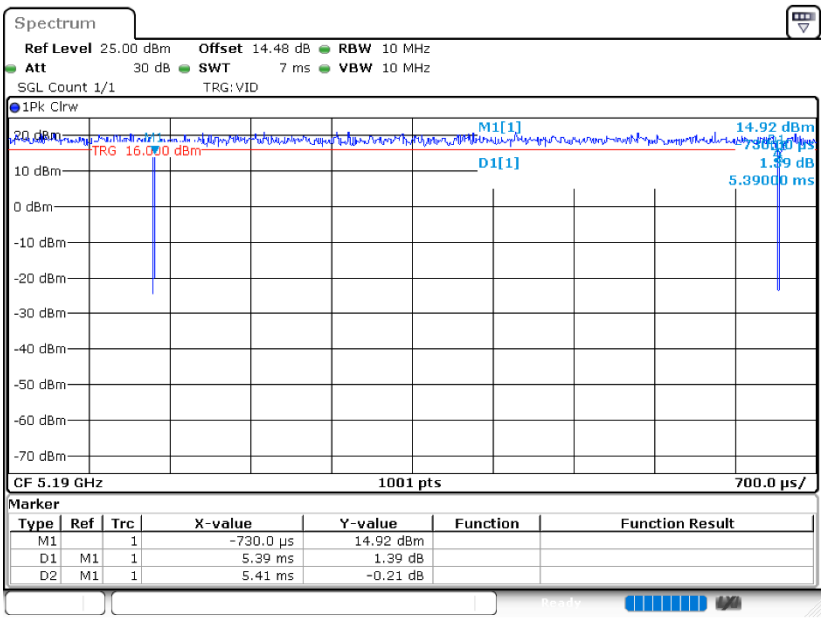

802.11be EHT80

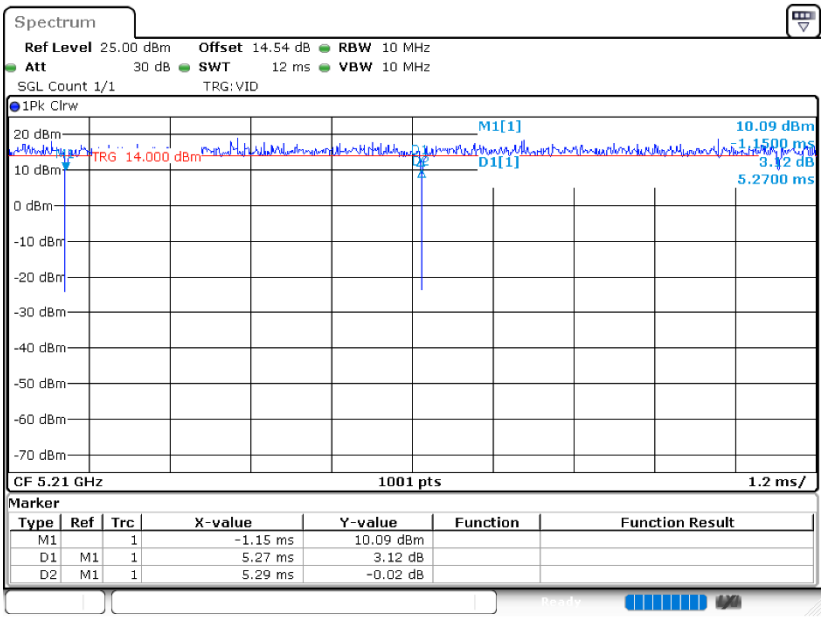
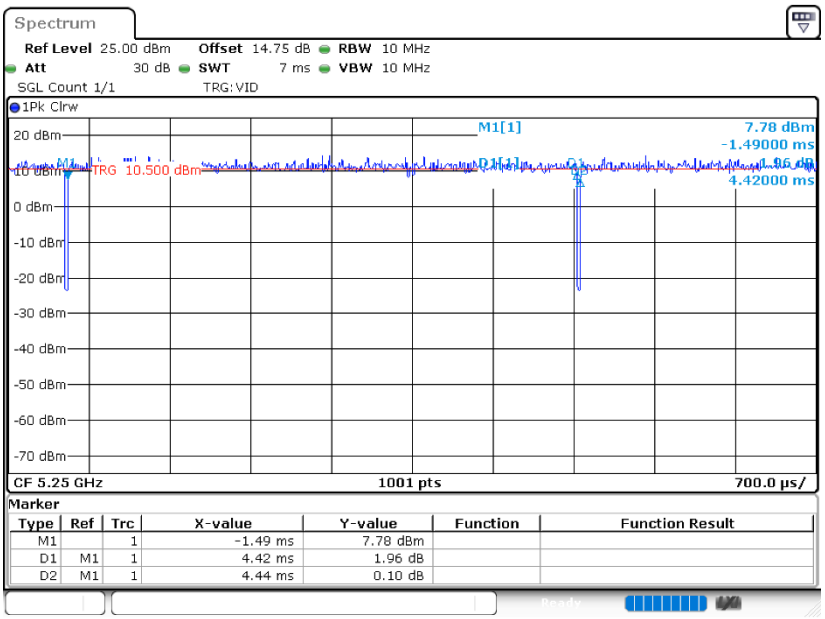
802.11be EHT160