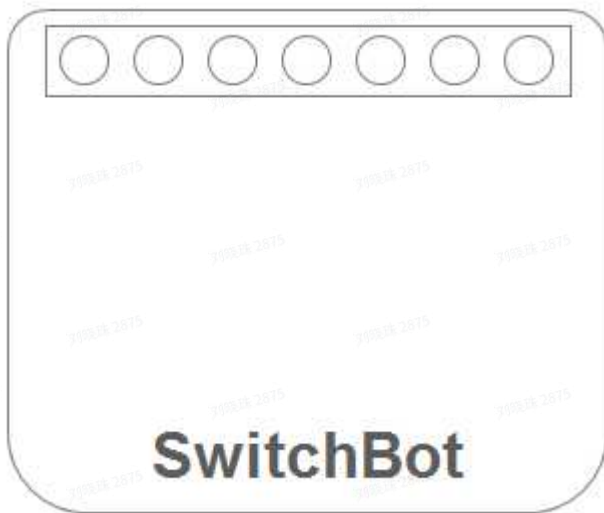


# SwitchBot Relay Switch User Manual

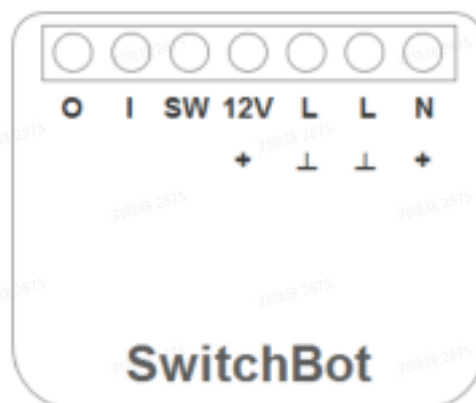
## Package Contents



- SwitchBot Relay Switch 1
- User Manual



## Name of Parts

### Front View





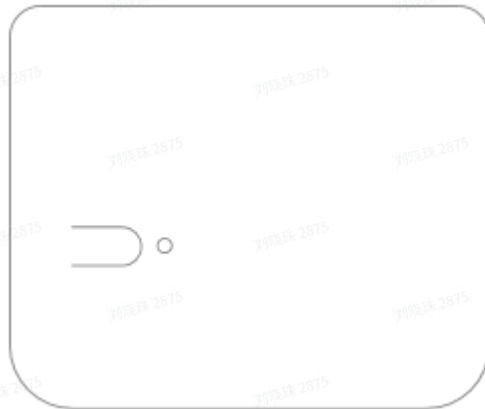
### Device terminals

- O: Load circuit output terminal
- I: Load circuit input terminal
- SW: Switch input terminal (controlling O)

- +12V: 12 V  positive terminal
- L: Live terminal (100-240 V~)
- N: Neutral terminal
- +: 24-48V  Positive terminal
- L: Negative terminal

### Wires

- L: Live wire (100-240 V~)
- N: Neutral wire
- +:12/24-48 V  positive wire
- GND: Ground wire 12/24-48 V 



- LED Indicating Light
- Legend

## Preparation

- Support smartphones or tablets with Bluetooth 4.2 or above.
- Download the SwitchBot app on App Store or Google Play Store.
- Open SwitchBot app and register for a SwitchBot account.

## Safety Information

- This product involves high-voltage electricity and should be installed by professionals in accordance with electrical regulations and the product manual.
- This product is NOT a toy. Please keep children away from this product.
- Do not use this product in hot or easily overheating places.
- Do not use this product in humid environments or outdoors. Protect it from moisture, and do not use it if it gets soaked by liquid.
- This product should not be installed or fixed in areas easily accessible by hand, such as outside walls. Install it inside appliances or concealed boxes.
- Do not disassemble or modify this product.
- Avoid impacts or vibrations caused by dropping, stepping on, or throwing the product, as this can cause fire, burns, injuries, or electric shock.
- Once powered on, minimize contact with this product to avoid electric shock and other dangers.
- If you notice any abnormal conditions such as strange odors, unusual noises, smoke, heat, discoloration, or deformation, switch off the main power supply immediately and remove the product.
- If a fault occurs in the connected equipment, switch off the main power supply immediately and have professionals inspect it according to electrical regulations.
- Do not use this product near electronic devices that handle high-precision controls and weak signals, as electromagnetic waves may cause misoperation.
- The maximum load current for this product is 16 A. Do not exceed this limit.
- This product is designed for safe use only in locations below 2000 meters (6562 ft.) above sea level.

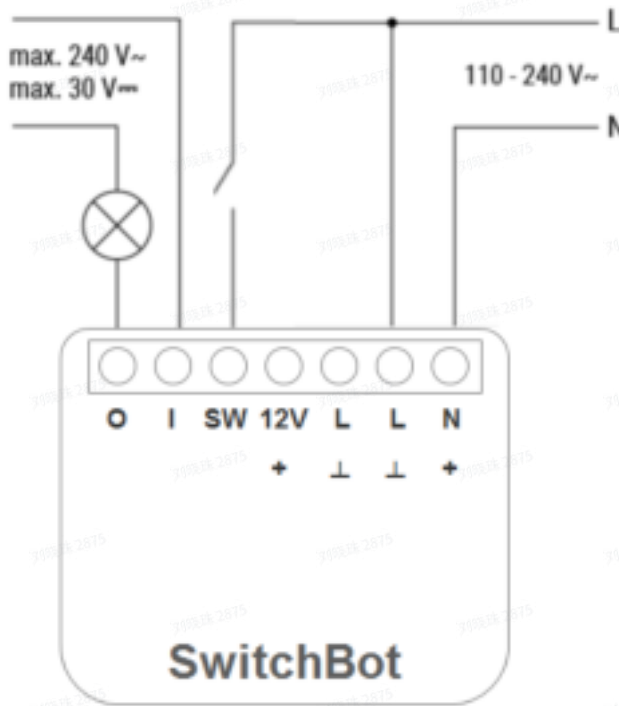
## **Safety Precautions for Connected Appliances**

- Avoid connecting devices that could cause fire, electric shock, or injury when unattended, such as electric heaters.
- Do not connect equipment that could pose a risk to people or property in the event of accidental operation, such as life support devices.
- Ensure that the power consumption of connected appliances does not exceed the rated power of this product.
- Refrain from connecting devices that could cause harm to people or property if remote control fails.

# Installation Guide

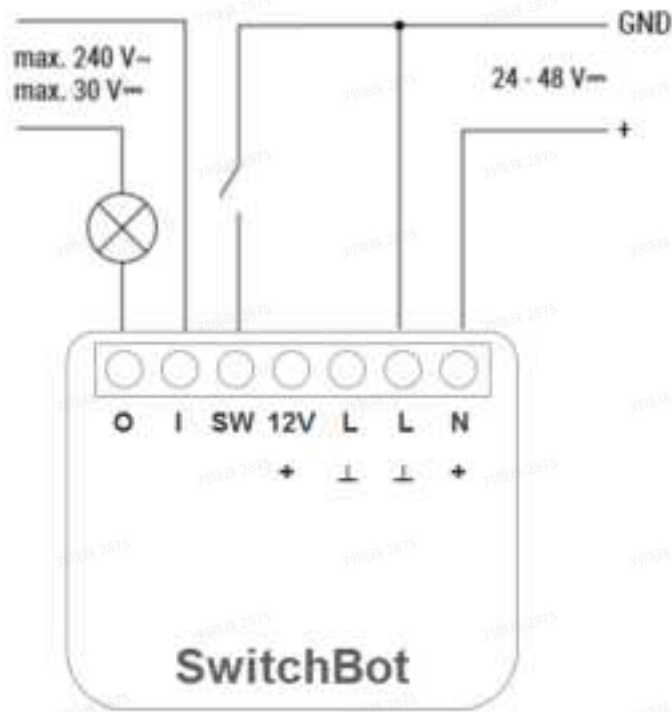
Connect the load circuit to the the I and O terminals of the Device

If you are using 100-240 V~ power supply:



1. Connect the Live wire to the L terminal and the Neutral wire to the N terminal.
2. Connect the switch to the SW terminal of the Device and the Live wire.

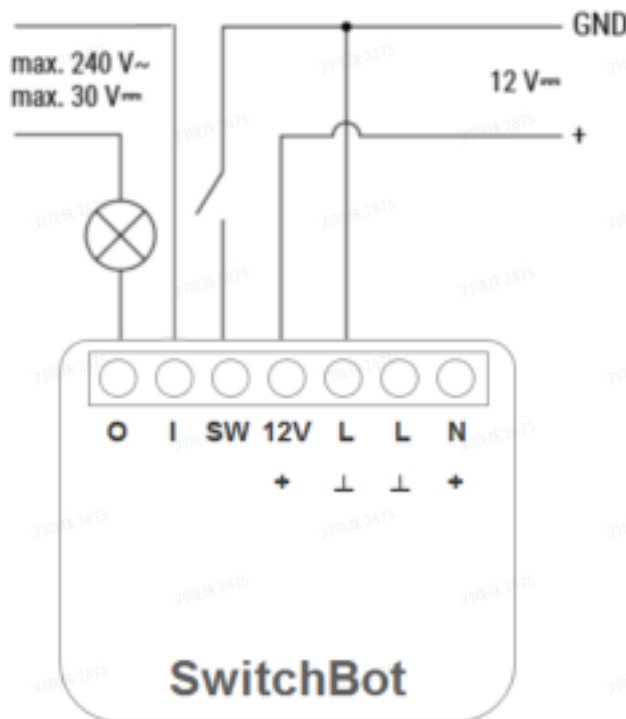
If you are using 24-48 V⏏ power supply:



The voltage on the I and O terminals of the Device should not exceed 30V $\overline{\square}$ .

1. Connect the + wire to the + terminal and the GND wire to the I terminal.
2. Connect the switch to the SW terminal and the GND wire.

If you are using stabilized 12 V $\overline{\square}$  power supply:



Complete the previous two steps. Instead of connecting the 12V+ to the + terminal, connect it to the 12V terminal.

# Indicating Light and Sound Effect

Please visit [support.switch-bot.com](https://support.switch-bot.com) for more details.

## Reset to Factory Setting

Press and hold the device button for 15 seconds to restore factory settings. Please note that this operation will clear all historical data and settings.

Please visit [support.switch-bot.com](https://support.switch-bot.com) for more details.

## More Functions

Please visit [support.switch-bot.com/hc/en-us/articles/4408481733527](https://support.switch-bot.com/hc/en-us/articles/4408481733527) for more details.

## Specifications

Material: PC

Size: 42 × 36 × 16 mm (1.6 × 1.4 × 0.6 in.)

Weight: 27 g (0.9 oz.)

Operating Temperature: -20 °C to 40 °C (-5 °F to 105 °F)

Operating Humidity: 30% to 70% RH

AC Input: 100 to 240 V, 50/60 Hz

DC Input: 24 to 48 V, 12V

Max AC Output Voltage: 240V

Max DC Output Voltage: 30V

Max AC Output Current: 16 A

Max DC Output Current: 10 A

Connectivity: IEEE 802.11 b/g/n, 2.4 GHz Wi-Fi, Bluetooth Low Energy

## Troubleshooting

Please visit <https://support.switch-bot.com/hc/en-us/sections/4408365197079> for more details.

## Return and Refund Policy

This product has a one-year warranty (begins from the date of purchase). The situations below do not fit the Return and Refund Policy.

- Intended damage or abuse.
- Inappropriate storage (damages caused by dropping or soaking in water).
- Modify or repair of product.
- Natural wearing of product.
- Natural disasters.

## Contact & Support

Setup and Troubleshooting: [support.switch-bot.com](https://support.switch-bot.com)

Support Email: [support@switch-bot.com](mailto:support@switch-bot.com)

Feedback: If you have any concern or problem when using our product, please kindly send feedback from the Profile > Feedback page in the SwitchBot app.

## CE/UKCA

To comply with RF exposure requirements, a minimum separation distance of 20 cm must be maintained between the user's body and the device, including the antenna. Use only the supplied or an approved antenna. This device is in compliance with the essential requirements and other relevant provisions of directive 2014/53/EU. All essential radio test suites have been carried out.

## CE DOC

Hereby, Woan Technology (Shenzhen) Co., Ltd. declares that the radio equipment type W5502300 is in compliance with Directive 2014/53/EU. The full text of the EU declaration of conformity is available at the following internet address: [support@switch-bot.com](mailto:support@switch-bot.com)

This product can be used in EU member states and UK

Manufacturer: Woan Technology (Shenzhen) Co., Ltd.

Address: Room 1101, Qiancheng Commercial Center, No. 5 Haicheng Road, Mabu Community, Xixiang Subdistrict, Bao'an District, Shenzhen, Guangdong, P.R.China, 518100

EU Representative: XDH Tech

Address: 2 Rue Coysevox Bureau 3, Lyon

2.4g wifi:

Frequency band(s): 2412-2472 MHz

Maximum RF power transmitted: <20dBm (e.i.r.p.)

2.4g BT:

Frequency band(s): 2402-2480 MHz

Maximum RF power transmitted: <10dBm (e.i.r.p.)

## FCC

This device complies with Part 15 of the FCC Rules. Operation is subject to the following two conditions:

- (1) This device may not cause harmful interference.
- (2) This device must accept any interference received, including interference that may cause undesired operation.

**NOTE:** This equipment has been tested and found to comply with the limits for a Class B digital device, pursuant to part 15 of the FCC Rules. These limits are designed to provide reasonable protection against harmful interference in a residential installation.

This equipment generates uses and can radiate radio frequency energy and, if not installed and used in accordance with the instructions, may cause harmful interference to radio communications. However, there is no guarantee that interference will not occur in a particular installation. If this equipment does cause harmful interference to radio or television reception, which can be determined by turning the equipment off and on, the user is encouraged to try to correct the interference by one or more of the following measures:

- Reorient or relocate the receiving antenna.
- Increase the separation between the equipment and receiver.
- Connect the equipment into an outlet on a circuit different from that to which the receiver is connected.



- Consult the dealer or an experienced radio/TV technician for help

**NOTE:** The manufacturer is not responsible for any radio or TV interference caused by unauthorized modifications to this equipment. Such modifications could void the user's authority to operate the equipment.

## FCC Radiation Exposure Statement

This equipment complies with FCC radiation exposure limits set forth for an uncontrolled environment. This equipment should be installed and operated with minimum distance 20cm between the radiator & your body