

## **INTERNAL PHOTOGRAPHS**

This document contains 8 photographs

**Photograph No.1**  
**ES700MDS-US-M03 Multi-Dimensional Fall Sense general internal view**




**Photograph No.2**  
**ES700MDS-US-M03 Multi-Dimensional Fall Sense internal view with battery removed**




Photograph No.3  
ES700MDS-US-M03 internal view




Photograph No.4  
ES700MDS-US-M03 PCBs front view



Photograph No.5  
ES700MDS-US-M03 PCBs second side view




Photograph No.6  
ES700MDS-US-M03 the 916.5 MHz radio board front view




Note: the printed antenna is marked with red arrows

Photograph No.7  
916.5 MHz radio board with shield removed



**Photograph No.8**  
**ES700MDS-US-M03 radar board view**



Note: the antenna is a part of the chip AoP