Mode	19	
	Band Edge - R	
	U-NII-2A_5.25-5.35_802.11ax HE20_CH52_Full RU_5260MHz	
ANT	1	
Pol.	Vertical	Fundamental
Peak	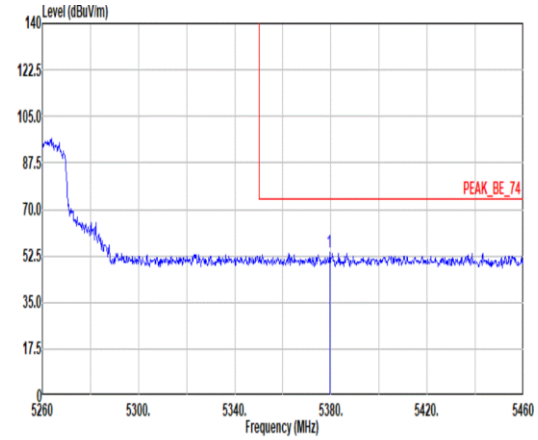 Site : 03CH12-HY Condition: PEAK_BE_74 3m 9120D-02114-240711 VERTICAL : RBW:1000.000kHz VBW:3000.000kHz SWT:Auto Limit Read Ant Cable Preamp Aux APos TPos Freq Level Line Margin Level Factor Loss Factor Factor Remark MHz dBuV/m dBuV/m dB dBuV dB/m dB dB dB cm deg 1 5379.40 53.92 74.00 -20.08 42.17 33.04 11.84 33.13 0.00 276 87 PEAK	Blank
Avg	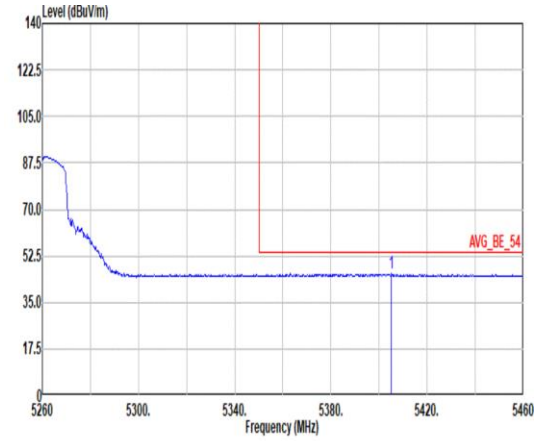 Site : 03CH12-HY Condition: AVG_BE_54 3m 9120D-02114-240711 VERTICAL : RBW:1000.000kHz VBW:1.500kHz SWT:Auto Limit Read Ant Cable Preamp Aux APos TPos Freq Level Line Margin Level Factor Loss Factor Factor Remark MHz dBuV/m dBuV/m dB dBuV dB/m dB dB dB cm deg 1 5405.20 45.86 54.00 -8.14 34.07 33.00 11.93 33.14 0.00 276 87 AVERAGE	Blank

Mode	19	
	Harmonic	
	U-NII-2A_5.25-5.35_802.11ax HE20_CH52_Full RU_5260MHz	
ANT	1	
Pol.	Horizontal	Vertical
Peak Avg	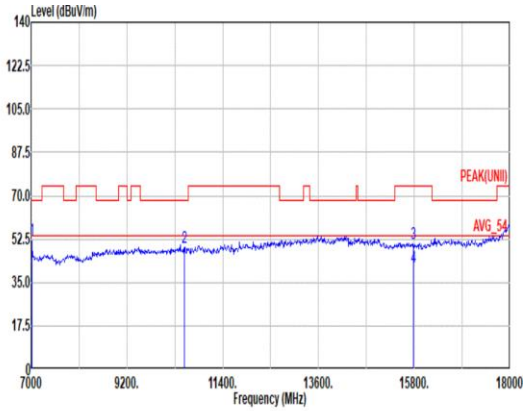 Site : 03CH12-HY Condition: PEAK(UNII) 3m 9120D-02114-240711 HORIZONTAL Freq Level Limit Line Margin Read Level Ant Factor Cable Loss Preamp Factor Aux Factor APos TPos Remark MHz dBuV/m dBuV/m dB dBuV dB/m dB dB dB cm deg 1 7013.00 52.32 68.20 -15.88 67.09 36.15 13.94 65.78 0.92 392 279 Peak 2 10520.00 49.19 68.20 -19.01 60.53 38.64 17.18 67.41 0.25 -- -- PEAK 3 15780.00 50.64 74.00 -23.36 57.54 38.02 22.11 67.40 0.37 224 143 PEAK 4 15780.00 41.35 54.00 -12.65 48.25 38.02 22.11 67.40 0.37 224 143 Average	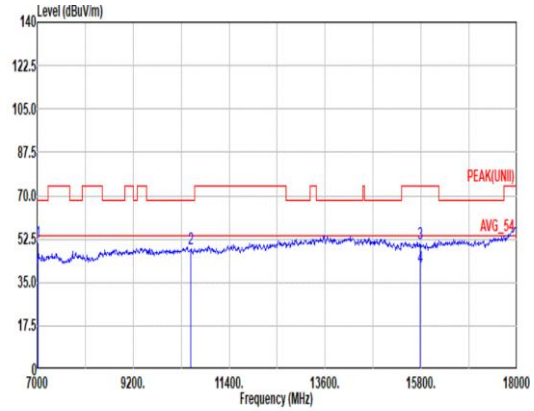 Site : 03CH12-HY Condition: PEAK(UNII) 3m 9120D-02114-240711 VERTICAL Freq Level Limit Line Margin Read Level Ant Factor Cable Loss Preamp Factor Aux Factor APos TPos Remark MHz dBuV/m dBuV/m dB dBuV dB/m dB dB dB cm deg 1 7013.00 51.37 68.20 -16.83 66.14 36.15 13.94 65.78 0.92 100 267 Peak 2 10520.00 48.62 68.20 -19.58 59.96 38.64 17.18 67.41 0.25 -- -- PEAK 3 15780.00 50.91 74.00 -23.09 57.81 38.02 22.11 67.40 0.37 132 310 PEAK 4 15780.00 41.22 54.00 -12.78 48.12 38.02 22.11 67.40 0.37 132 310 Average

Mode	19	
	Harmonic	
	U-NII-2A_5.25-5.35_802.11ax HE20_CH52_Full RU_5260MHz	
ANT	1	
Pol.	Horizontal	Vertical
14.47G ~14.5G Avg	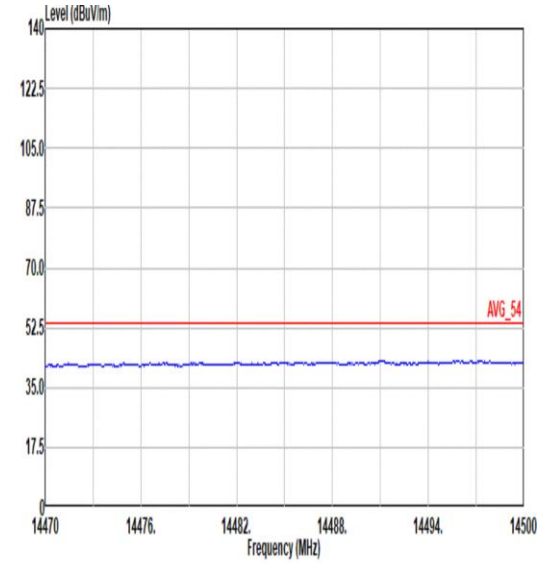 Site : 03CH12-HY Condition: AVG_54 3m 9120D-02114-240711 HORIZONTAL	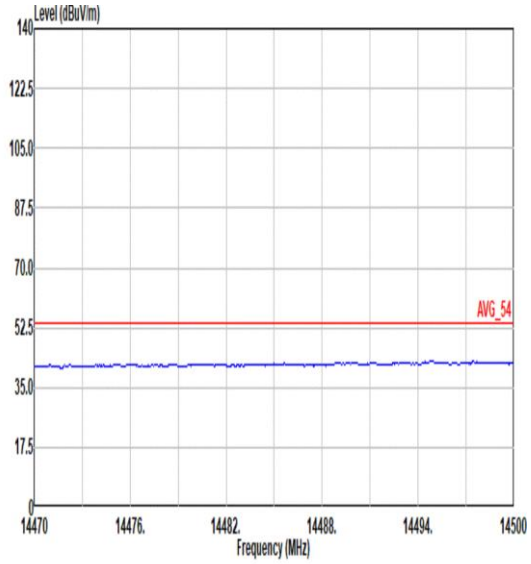 Site : 03CH12-HY Condition: AVG_54 3m 9120D-02114-240711 VERTICAL
17.7G ~18G Avg	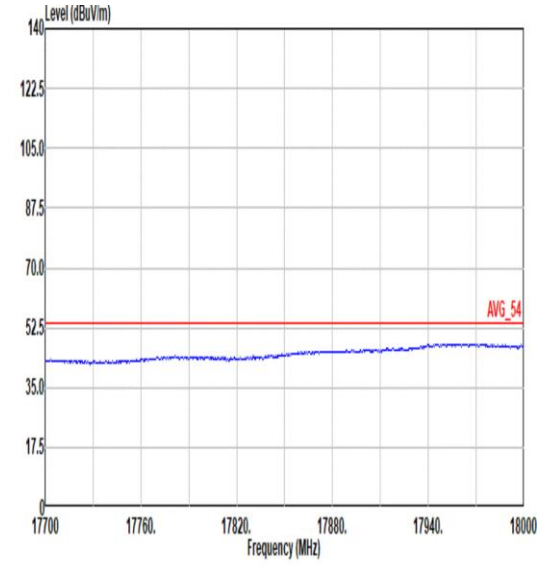 Site : 03CH12-HY Condition: AVG_54 3m 9120D-02114-240711 HORIZONTAL	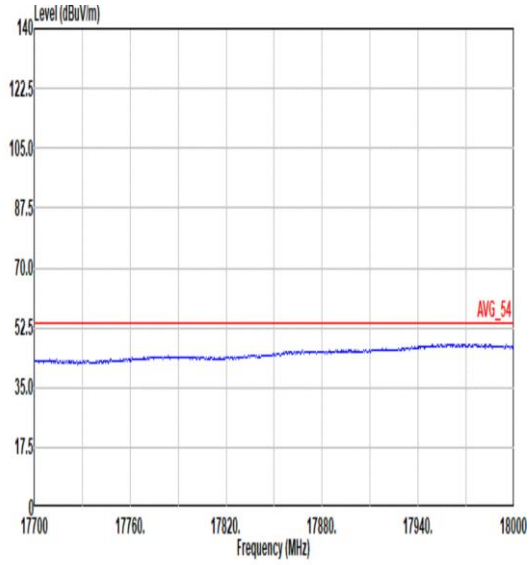 Site : 03CH12-HY Condition: AVG_54 3m 9120D-02114-240711 VERTICAL

Mode	20	
	Band Edge - L	
	U-NII-2A_5.25-5.35_802.11ax HE20_CH60_Full RU_5300MHz	
ANT	1	
Pol.	Horizontal	Fundamental
Peak	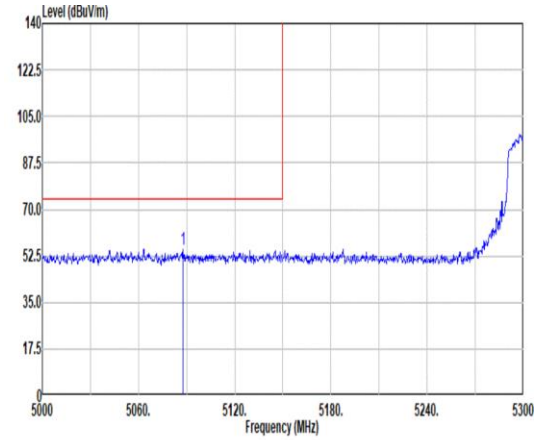 Site : 03CH12-HY Condition: PEAK_BE_74 3m 9120D-02114-240711 HORIZONTAL : RBW:1000.000kHz VBW:3000.000kHz SWT:Auto Freq Level Limit Line Margin Read Level Ant Factor Cable Loss Preamp Factor Aux Factor APos TPos Remark MHz dBuV/m dBuV/m dB dBuV dB/m dB dB dB cm deg 1 5087.60 54.90 74.00 -19.10 44.15 33.20 10.58 33.03 0.00 100 66 PEAK	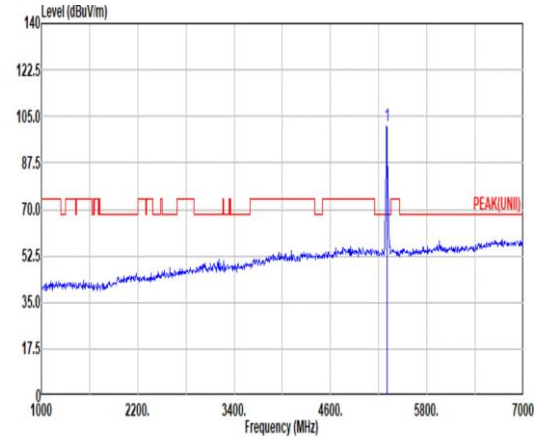 Site : 03CH12-HY Condition: PEAK(UNII) 3m 9120D-02114-240711 HORIZONTAL : RBW:1000.000kHz VBW:3000.000kHz SWT:Auto Freq Level Limit Line Margin Read Level Ant Factor Cable Loss Preamp Factor Aux Factor APos TPos Remark MHz dBuV/m dBuV/m dB dBuV dB/m dB dB dB cm deg 1 5300.00 101.52 ------ ------ 90.23 33.02 11.37 33.10 0.00 100 66 PEAK
Avg	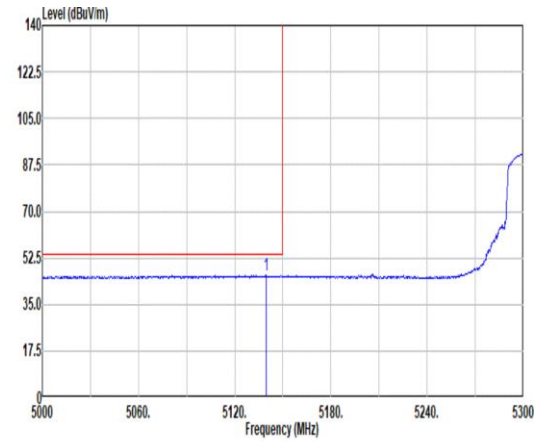 Site : 03CH12-HY Condition: AVG_BE_54 3m 9120D-02114-240711 HORIZONTAL : RBW:1000.000kHz VBW:1.500kHz SWT:Auto Freq Level Limit Line Margin Read Level Ant Factor Cable Loss Preamp Factor Aux Factor APos TPos Remark MHz dBuV/m dBuV/m dB dBuV dB/m dB dB dB cm deg 1 5139.80 46.10 54.00 -7.90 35.09 33.36 10.70 33.05 0.00 100 66 AVERAGE	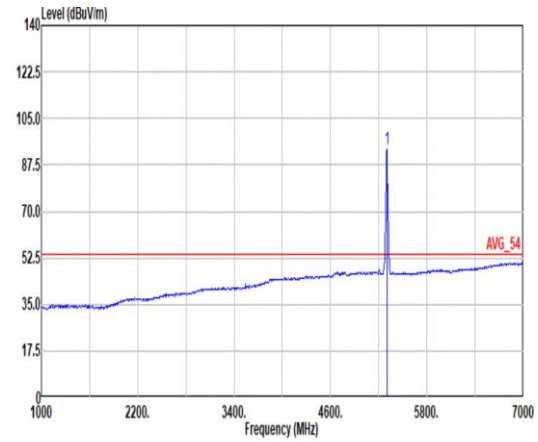 Site : 03CH12-HY Condition: AVG_54 3m 9120D-02114-240711 HORIZONTAL : RBW:1000.000kHz VBW:1.500kHz SWT:Auto Freq Level Limit Line Margin Read Level Ant Factor Cable Loss Preamp Factor Aux Factor APos TPos Remark MHz dBuV/m dBuV/m dB dBuV dB/m dB dB dB cm deg 1 5300.00 93.35 ------ ------ 82.04 33.00 11.41 33.10 0.00 100 66 AVERAGE

Mode	20	
	Band Edge - R	
	U-NII-2A_5.25-5.35_802.11ax HE20_CH60_Full RU_5300MHz	
ANT	1	
Pol.	Horizontal	Fundamental
Peak	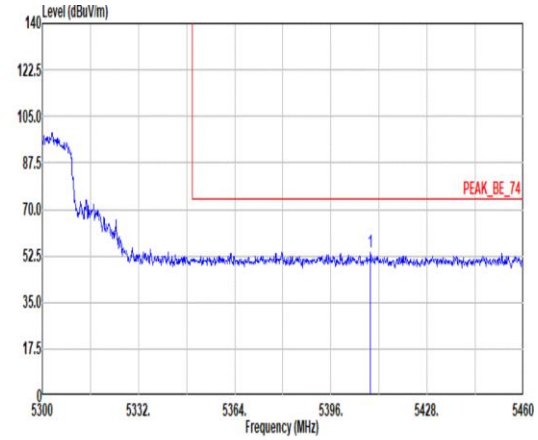 Site : 03CH12-HY Condition: PEAK_BE_74 3m 9120D-02114-240711 HORIZONTAL : RBW:1000.000kHz VBW:3000.000kHz SWT:Auto Freq Level Limit Line Margin Read Level Ant Factor Cable Loss Preamp Factor Aux Factor APos TPos Remark MHz dBuV/m dBuV/m dB dBuV dB/m dB dB dB cm deg 1 5409.12 53.97 74.00 -20.03 42.20 33.00 11.91 33.14 0.00 100 66 PEAK	Blank
Avg	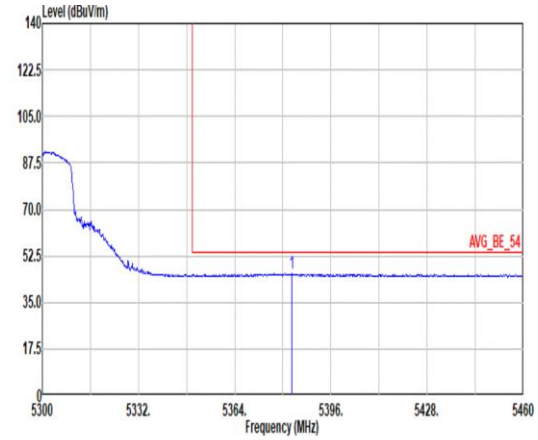 Site : 03CH12-HY Condition: AVG_BE_54 3m 9120D-02114-240711 HORIZONTAL : RBW:1000.000kHz VBW:1.500kHz SWT:Auto Freq Level Limit Line Margin Read Level Ant Factor Cable Loss Preamp Factor Aux Factor APos TPos Remark MHz dBuV/m dBuV/m dB dBuV dB/m dB dB dB cm deg 1 5383.04 45.81 54.00 -8.19 34.05 33.03 11.86 33.13 0.00 100 66 AVERAGE	Blank

Mode	20	
	Band Edge - L	
	U-NII-2A_5.25-5.35_802.11ax HE20_CH60_Full RU_5300MHz	
ANT	1	
Pol.	Vertical	Fundamental
Peak	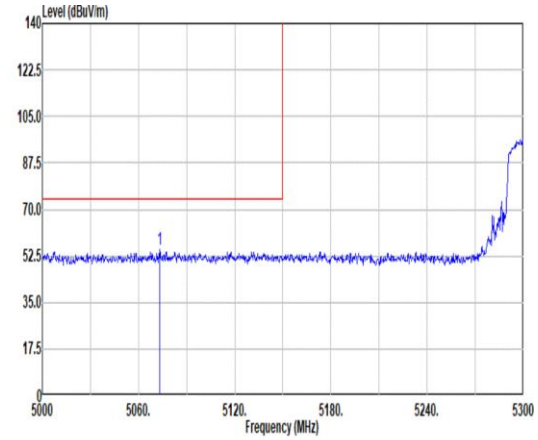 Site : 03CH12-HY Condition: PEAK_BE_74 3m 9120D-02114-240711 VERTICAL : RBW:1000.000kHz VBW:3000.000kHz SWT:Auto Freq Level Limit Line Margin Read Level Ant Factor Cable Loss Preamp Factor Aux Factor APos TPos Remark MHz dBuV/m dBuV/m dB dBuV dB/m dB dB dB cm deg 1 5073.20 54.82 74.00 -19.18 44.09 33.20 10.55 33.02 0.00 290 85 PEAK	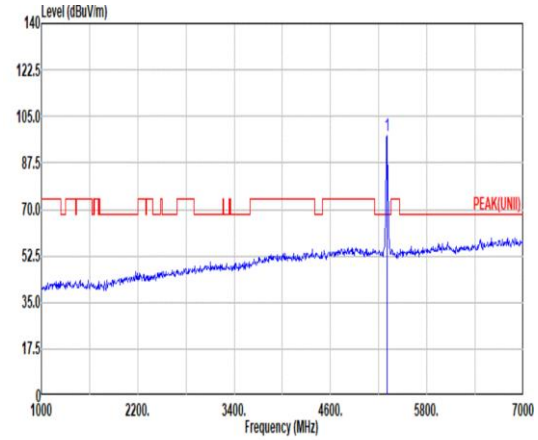 Site : 03CH12-HY Condition: PEAK(UNII) 3m 9120D-02114-240711 VERTICAL : RBW:1000.000kHz VBW:3000.000kHz SWT:Auto Freq Level Limit Line Margin Read Level Ant Factor Cable Loss Preamp Factor Aux Factor APos TPos Remark MHz dBuV/m dBuV/m dB dBuV dB/m dB dB dB cm deg 1 5300.00 97.62 ------ ------ 86.31 33.00 11.41 33.10 0.00 290 85 PEAK
Avg	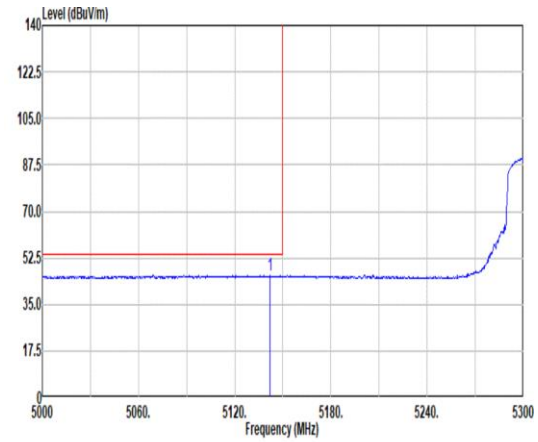 Site : 03CH12-HY Condition: AVG_BE_54 3m 9120D-02114-240711 VERTICAL : RBW:1000.000kHz VBW:1.500kHz SWT:Auto Freq Level Limit Line Margin Read Level Ant Factor Cable Loss Preamp Factor Aux Factor APos TPos Remark MHz dBuV/m dBuV/m dB dBuV dB/m dB dB dB cm deg 1 5141.90 46.09 54.00 -7.91 35.07 33.37 10.70 33.05 0.00 290 85 AVERAGE	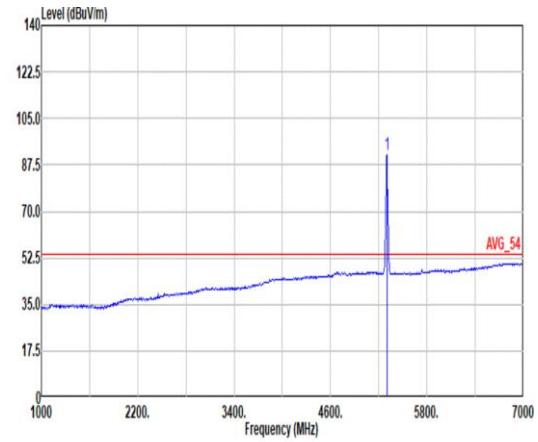 Site : 03CH12-HY Condition: AVG_54 3m 9120D-02114-240711 VERTICAL : RBW:1000.000kHz VBW:1.500kHz SWT:Auto Freq Level Limit Line Margin Read Level Ant Factor Cable Loss Preamp Factor Aux Factor APos TPos Remark MHz dBuV/m dBuV/m dB dBuV dB/m dB dB dB cm deg 1 5300.00 91.17 ------ ------ 79.86 33.00 11.41 33.10 0.00 290 85 AVERAGE

Mode	20	
	Band Edge - R	
	U-NII-2A_5.25-5.35_802.11ax HE20_CH60_Full RU_5300MHz	
ANT	1	
Pol.	Vertical	Fundamental
Peak	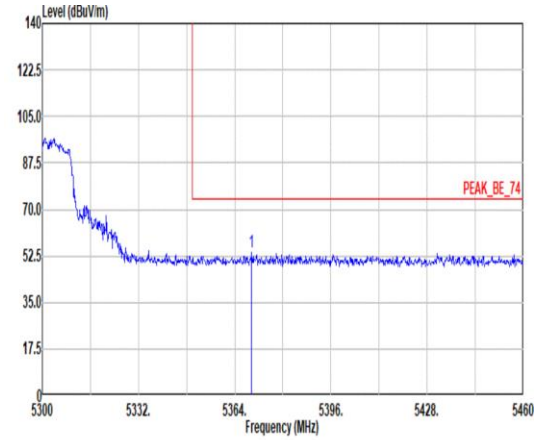 Site : 03CH12-HY Condition: PEAK_BE_74 3m 9120D-02114-240711 VERTICAL : RBW:1000.000kHz VBW:3000.000kHz SWT:Auto Freq Level Limit Line Margin Read Level Ant Factor Cable Loss Preamp Factor Aux Factor APos TPos Remark MHz dBuV/m dBuV/m dB dBuV dB/m dB dB dB cm deg 1 5369.60 54.01 74.00 -19.99 42.29 33.06 11.79 33.13 0.00 290 85 PEAK	Blank
Avg	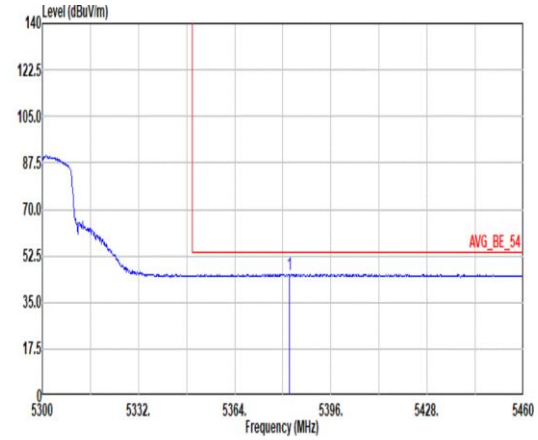 Site : 03CH12-HY Condition: AVG_BE_54 3m 9120D-02114-240711 VERTICAL : RBW:1000.000kHz VBW:1.500kHz SWT:Auto Freq Level Limit Line Margin Read Level Ant Factor Cable Loss Preamp Factor Aux Factor APos TPos Remark MHz dBuV/m dBuV/m dB dBuV dB/m dB dB dB cm deg 1 5382.24 45.67 54.00 -8.33 33.90 33.04 11.86 33.13 0.00 290 85 AVERAGE	Blank

Mode	20	
	Harmonic	
	U-NII-2A_5.25-5.35_802.11ax HE20_CH60_Full RU_5300MHz	
ANT	1	
Pol.	Horizontal	Vertical
Peak Avg	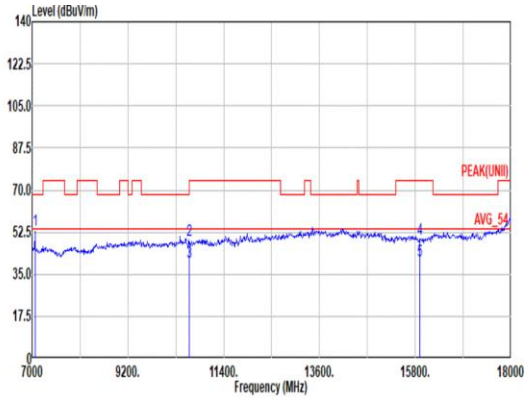 Site : 03CH12-HY Condition: PEAK(UNII) 3m 9120D-02114-240711 HORIZONTAL Freq Level Limit Line Margin Read Level Ant Factor Cable Loss Preamp Factor Aux Factor APos TPos Remark MHz dBuV/m dBuV/m dB dBuV dB/m dB dB dB cm deg 1 7066.00 53.62 68.20 -14.58 68.20 36.40 13.94 65.83 0.91 358 274 Peak 2 10600.00 49.21 74.00 -24.79 59.98 39.10 17.21 67.34 0.26 188 311 PEAK 3 10600.00 40.20 54.00 -13.80 50.97 39.10 17.21 67.34 0.26 188 311 Average 4 15900.00 49.76 74.00 -24.24 56.75 37.90 22.21 67.47 0.37 211 144 PEAK 5 15900.00 40.56 54.00 -13.44 47.55 37.90 22.21 67.47 0.37 211 144 Average	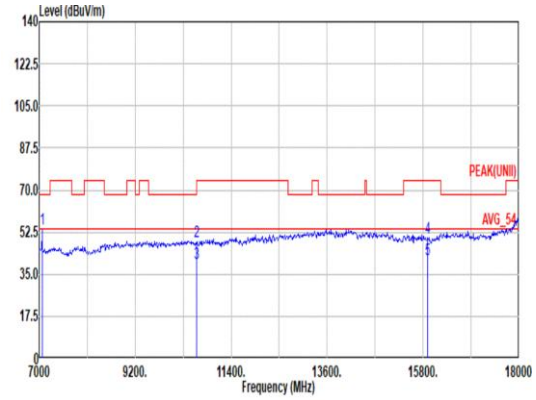 Site : 03CH12-HY Condition: PEAK(UNII) 3m 9120D-02114-240711 VERTICAL Freq Level Limit Line Margin Read Level Ant Factor Cable Loss Preamp Factor Aux Factor APos TPos Remark MHz dBuV/m dBuV/m dB dBuV dB/m dB dB dB cm deg 1 7066.00 54.00 68.20 -14.20 68.58 36.40 13.94 65.83 0.91 100 205 Peak 2 10600.00 48.37 74.00 -25.63 59.14 39.10 17.21 67.34 0.26 127 188 PEAK 3 10600.00 39.37 54.00 -14.63 50.14 39.10 17.21 67.34 0.26 127 188 Average 4 15900.00 50.11 74.00 -23.89 57.10 37.90 22.21 67.47 0.37 144 136 PEAK 5 15900.00 41.14 54.00 -12.86 48.13 37.90 22.21 67.47 0.37 144 136 Average

Mode	20	
	Harmonic	
	U-NII-2A_5.25-5.35_802.11ax HE20_CH60_Full RU_5300MHz	
ANT	1	
Pol.	Horizontal	Vertical
14.47G ~14.5G Avg	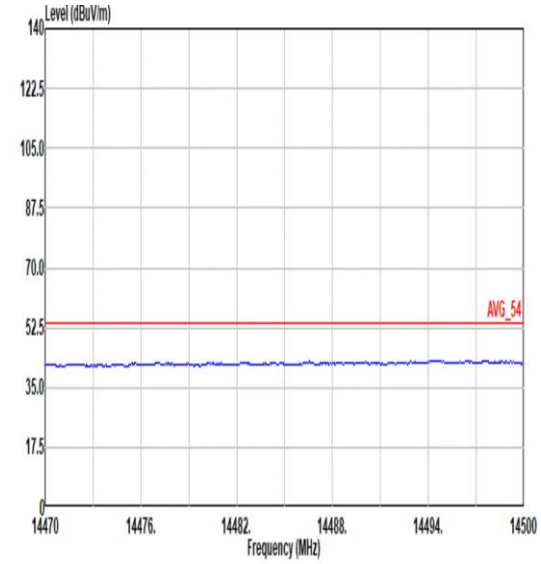 Site : 03CH12-HY Condition: AVG_54 3m 9120D-02114-240711 HORIZONTAL	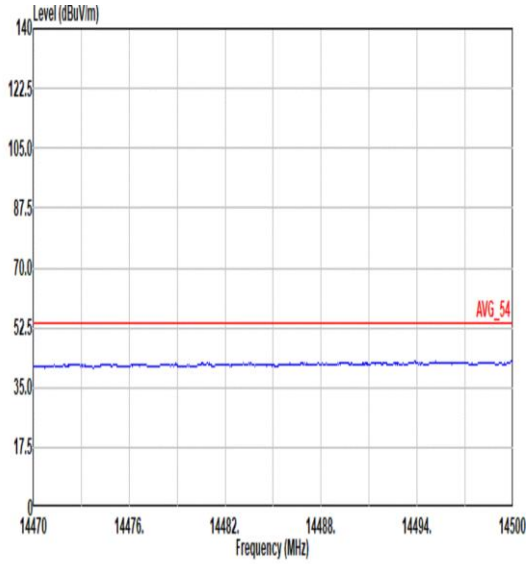 Site : 03CH12-HY Condition: AVG_54 3m 9120D-02114-240711 VERTICAL
17.7G ~18G Avg	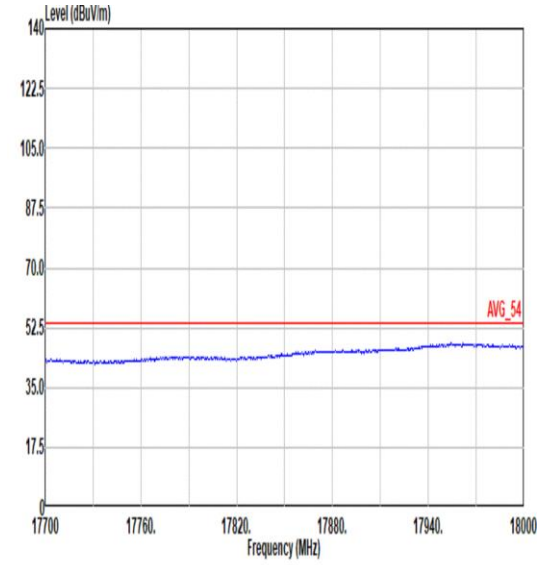 Site : 03CH12-HY Condition: AVG_54 3m 9120D-02114-240711 HORIZONTAL	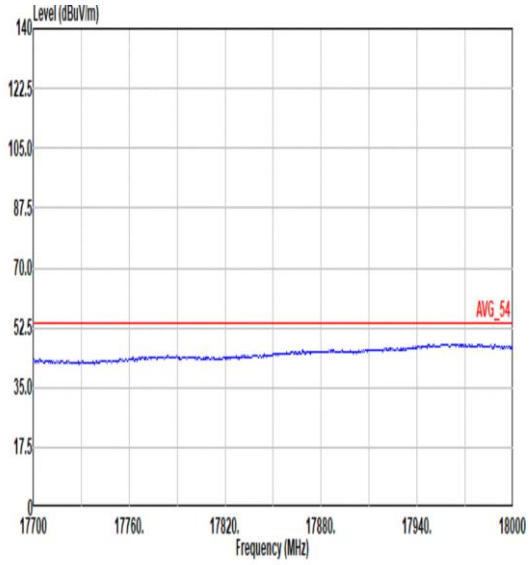 Site : 03CH12-HY Condition: AVG_54 3m 9120D-02114-240711 VERTICAL

Mode	21	
	Band Edge	
	U-NII-2A_5.25-5.35_802.11ax HE20_CH64_Full RU_5320MHz	
ANT	1	
Pol.	Horizontal	Fundamental
Peak	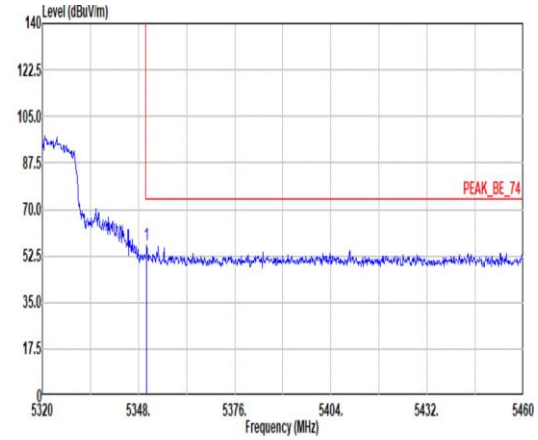 Site : 03CH12-HY Condition: PEAK_BE_74 3m 9120D-02114-240711 HORIZONTAL : RBW:1000.000kHz VBW:3000.000kHz SWT:Auto Freq Level Limit Line Margin Read Level Ant Factor Cable Loss Preamp Factor Aux Factor APos TPos Remark MHz dBuV/m dBuV/m dB dBuV dB/m dB dB dB cm deg 1 5350.38 56.52 74.00 -17.48 44.86 33.10 11.68 33.12 0.00 128 117 PEAK	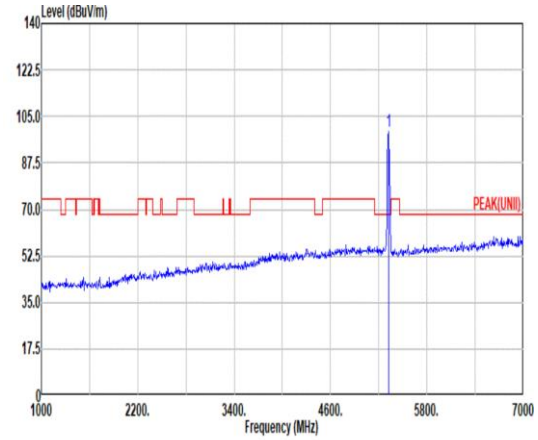 Site : 03CH12-HY Condition: PEAK(UNII) 3m 9120D-02114-240711 HORIZONTAL : RBW:1000.000kHz VBW:3000.000kHz SWT:Auto Freq Level Limit Line Margin Read Level Ant Factor Cable Loss Preamp Factor Aux Factor APos TPos Remark MHz dBuV/m dBuV/m dB dBuV dB/m dB dB dB cm deg 1 5320.00 99.42 ------ ------ 87.98 33.04 11.51 33.11 0.00 128 117 PEAK
Avg	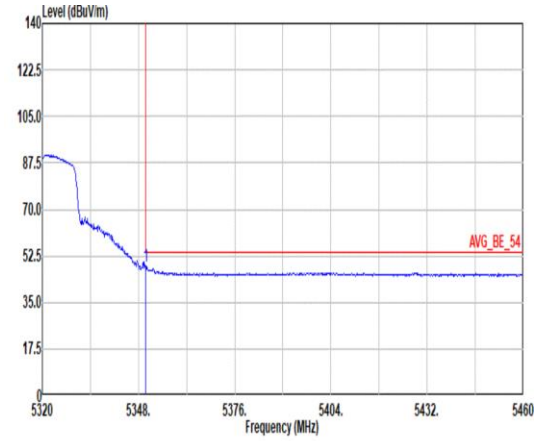 Site : 03CH12-HY Condition: AVG_BE_54 3m 9120D-02114-240711 HORIZONTAL : RBW:1000.000kHz VBW:1.500kHz SWT:Auto Freq Level Limit Line Margin Read Level Ant Factor Cable Loss Preamp Factor Aux Factor APos TPos Remark MHz dBuV/m dBuV/m dB dBuV dB/m dB dB dB cm deg 1 5350.10 48.64 54.00 -5.36 36.98 33.10 11.68 33.12 0.00 128 117 AVERAGE	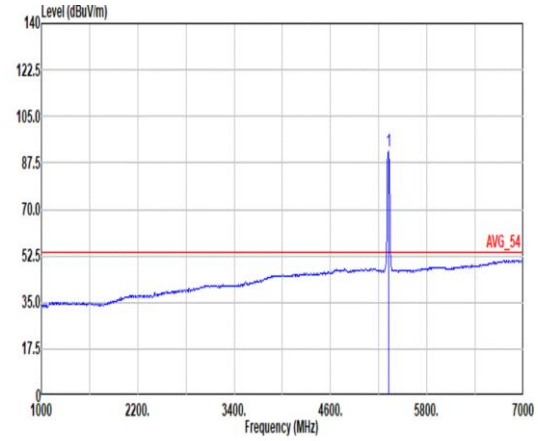 Site : 03CH12-HY Condition: AVG_54 3m 9120D-02114-240711 HORIZONTAL : RBW:1000.000kHz VBW:1.500kHz SWT:Auto Freq Level Limit Line Margin Read Level Ant Factor Cable Loss Preamp Factor Aux Factor APos TPos Remark MHz dBuV/m dBuV/m dB dBuV dB/m dB dB dB cm deg 1 5320.00 91.80 ------ ------ 80.36 33.04 11.51 33.11 0.00 128 117 AVERAGE

Mode	21	
	Band Edge	
	U-NII-2A_5.25-5.35_802.11ax HE20_CH64_Full RU_5320MHz	
ANT	1	
Pol.	Vertical	Fundamental
Peak	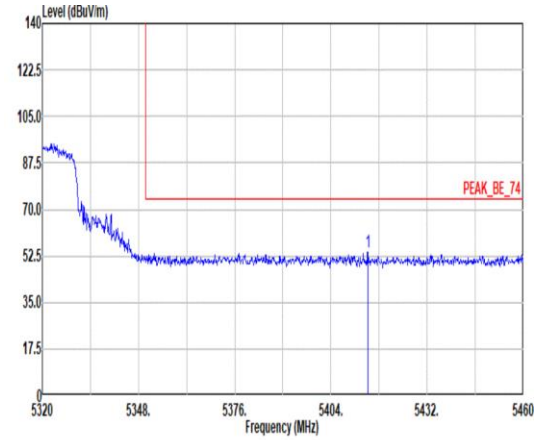 Site : 03CH12-HY Condition: PEAK_BE_74 3m 9120D-02114-240711 VERTICAL : RBW:1000.000kHz VBW:3000.000kHz SWT:Auto Freq Level Limit Line Margin Read Level Ant Factor Cable Loss Preamp Factor Aux Factor APos TPos Remark MHz dBuV/m dBuV/m dB dBuV dB/m dB dB dB cm deg 1 5414.78 54.14 74.00 -19.86 42.40 33.00 11.88 33.14 0.00 300 95 PEAK	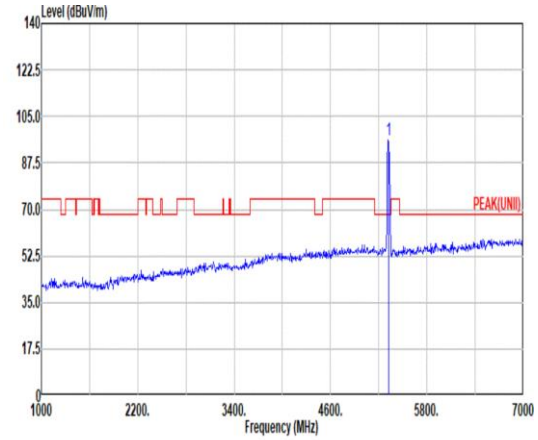 Site : 03CH12-HY Condition: PEAK(UNII) 3m 9120D-02114-240711 VERTICAL : RBW:1000.000kHz VBW:3000.000kHz SWT:Auto Freq Level Limit Line Margin Read Level Ant Factor Cable Loss Preamp Factor Aux Factor APos TPos Remark MHz dBuV/m dBuV/m dB dBuV dB/m dB dB dB cm deg 1 5320.00 95.91 ------ ------ 84.52 33.03 11.47 33.11 0.00 300 95 PEAK
Avg	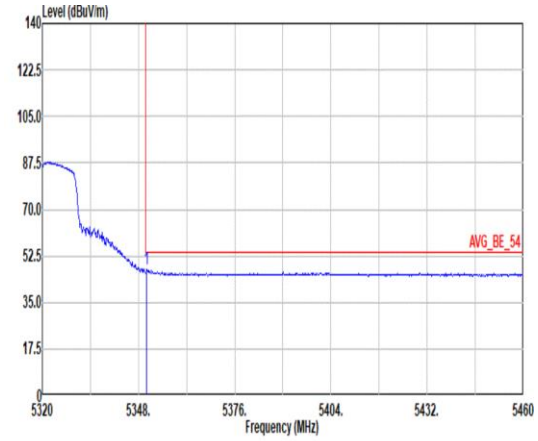 Site : 03CH12-HY Condition: AVG_BE_54 3m 9120D-02114-240711 VERTICAL : RBW:1000.000kHz VBW:1.500kHz SWT:Auto Freq Level Limit Line Margin Read Level Ant Factor Cable Loss Preamp Factor Aux Factor APos TPos Remark MHz dBuV/m dBuV/m dB dBuV dB/m dB dB dB cm deg 1 5350.38 47.37 54.00 -6.63 35.71 33.10 11.68 33.12 0.00 300 95 AVERAGE	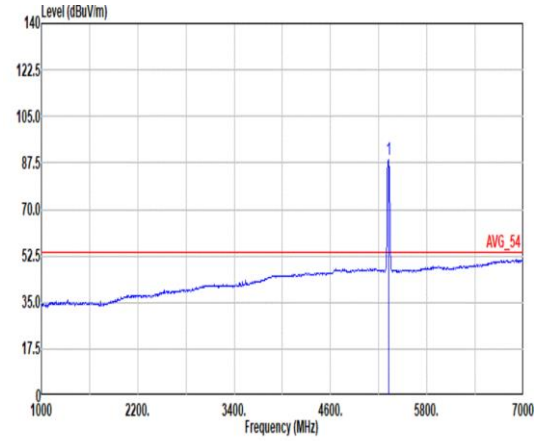 Site : 03CH12-HY Condition: AVG_54 3m 9120D-02114-240711 VERTICAL : RBW:1000.000kHz VBW:1.500kHz SWT:Auto Freq Level Limit Line Margin Read Level Ant Factor Cable Loss Preamp Factor Aux Factor APos TPos Remark MHz dBuV/m dBuV/m dB dBuV dB/m dB dB dB cm deg 1 5320.00 88.77 ------ ------ 77.33 33.04 11.51 33.11 0.00 300 95 AVERAGE

Mode	21	
	Harmonic	
	U-NII-2A_5.25-5.35_802.11ax HE20_CH64_Full RU_5320MHz	
ANT	1	
Pol.	Horizontal	Vertical
Peak Avg	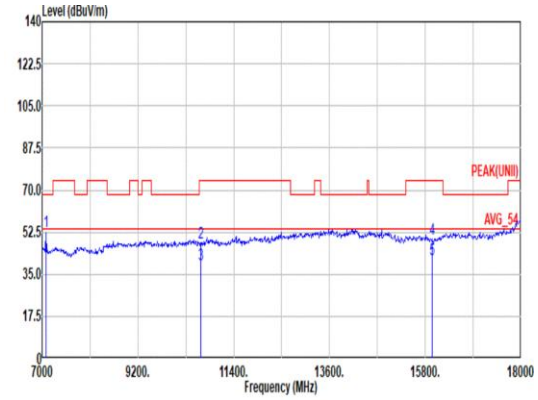 Site : 03CH12-HY Condition: PEAK(UNII) 3m 9120D-02114-240711 HORIZONTAL Freq Level Limit Line Margin Read Level Ant Factor Cable Loss Preamp Factor Aux Factor APos TPos Remark MHz dBuV/m dBuV/m dB dBuV dB/m dB dB dB cm deg 1 7093.00 52.88 68.20 -15.32 67.32 36.56 13.94 65.85 0.91 400 245 Peak 2 10640.00 48.05 74.00 -25.95 58.69 39.18 17.23 67.31 0.26 142 322 PEAK 3 10640.00 38.93 54.00 -15.07 49.57 39.18 17.23 67.31 0.26 142 322 Average 4 15960.00 49.91 74.00 -24.09 57.03 37.76 22.26 67.50 0.36 126 127 PEAK 5 15960.00 41.16 54.00 -12.84 48.28 37.76 22.26 67.50 0.36 126 127 Average	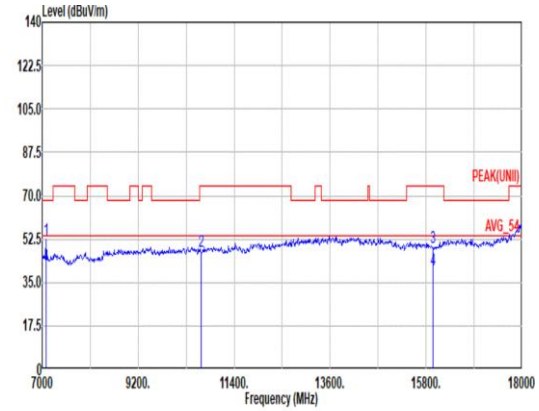 Site : 03CH12-HY Condition: PEAK(UNII) 3m 9120D-02114-240711 VERTICAL Freq Level Limit Line Margin Read Level Ant Factor Cable Loss Preamp Factor Aux Factor APos TPos Remark MHz dBuV/m dBuV/m dB dBuV dB/m dB dB dB cm deg 1 7093.00 52.50 68.20 -15.70 66.94 36.56 13.94 65.85 0.91 100 195 Peak 2 10640.00 47.43 74.00 -26.57 58.07 39.18 17.23 67.31 0.26 -- -- PEAK 3 15960.00 49.07 74.00 -24.93 56.19 37.76 22.26 67.50 0.36 332 147 PEAK 4 15960.00 40.09 54.00 -13.91 47.21 37.76 22.26 67.50 0.36 332 147 Average

Mode	21	
	Harmonic	
	U-NII-2A_5.25-5.35_802.11ax HE20_CH64_Full RU_5320MHz	
ANT	1	
Pol.	Horizontal	Vertical
14.47G ~14.5G Avg	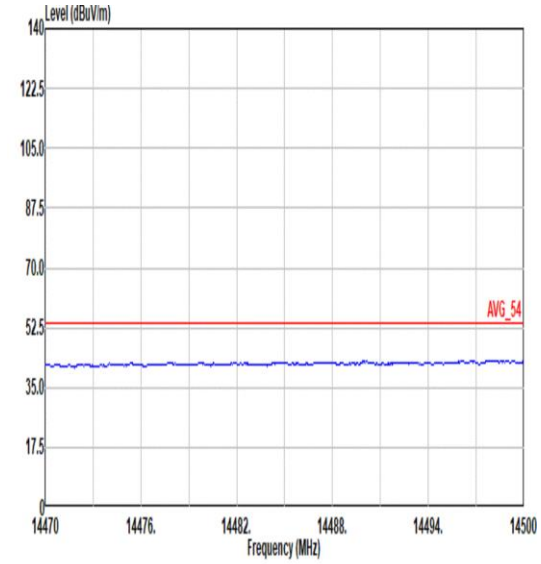 Site : 03CH12-HY Condition: AVG_54 3m 9120D-02114-240711 HORIZONTAL	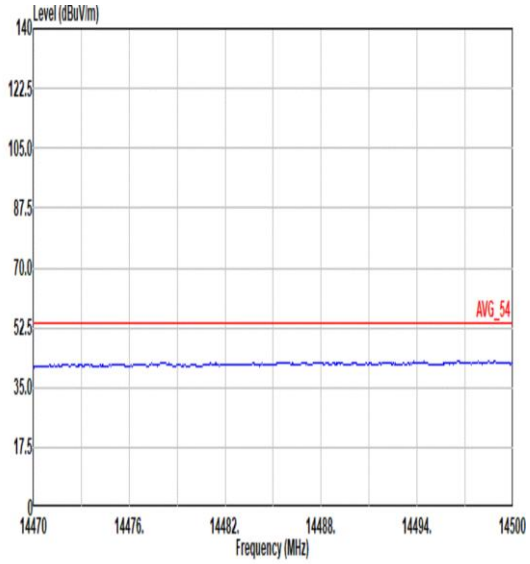 Site : 03CH12-HY Condition: AVG_54 3m 9120D-02114-240711 VERTICAL
17.7G ~18G Avg	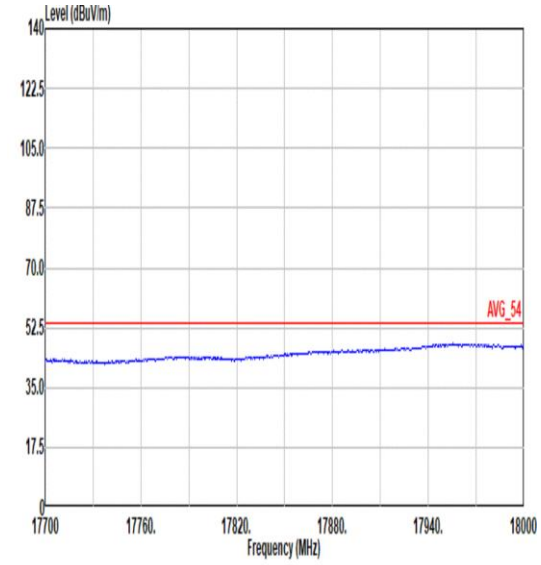 Site : 03CH12-HY Condition: AVG_54 3m 9120D-02114-240711 HORIZONTAL	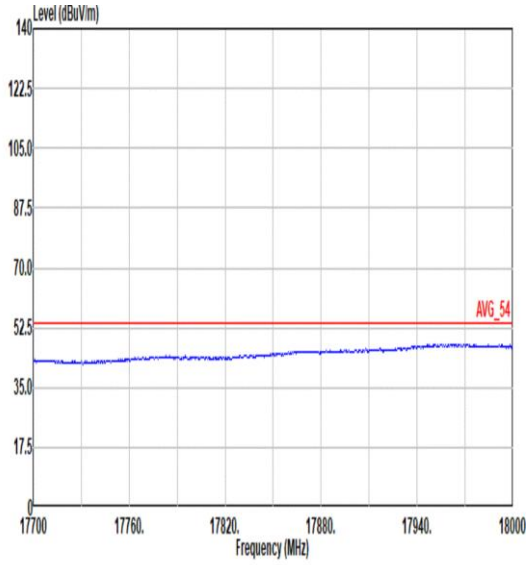 Site : 03CH12-HY Condition: AVG_54 3m 9120D-02114-240711 VERTICAL

Mode	22	
	Band Edge - L	
	U-NII-2A_5.25-5.35_802.11ax HE20_CH52_26/0 RU_5260MHz	
ANT	1	
Pol.	Horizontal	Fundamental
Peak	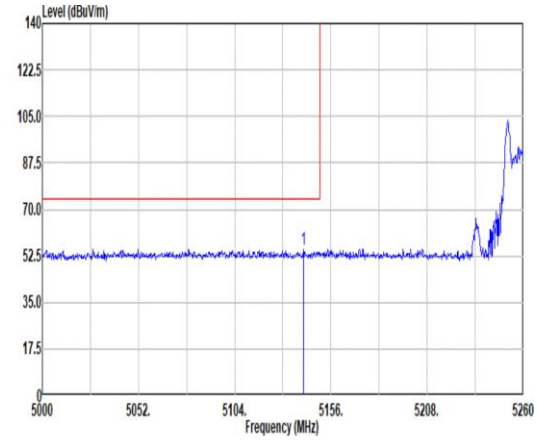 Site : 03CH12-HY Condition: PEAK_BE_74 3m 9120D-02114-240711 HORIZONTAL : RBW:1000.000kHz VBW:3000.000kHz SWT:Auto Freq Level Limit Line Margin Read Level Ant Factor Cable Loss Preamp Factor Aux Factor APos TPos Remark MHz dBuV/m dBuV/m dB dBuV dB/m dB dB dB cm deg 1 5141.18 55.03 74.00 -18.97 44.02 33.36 10.70 33.05 0.00 118 63 PEAK	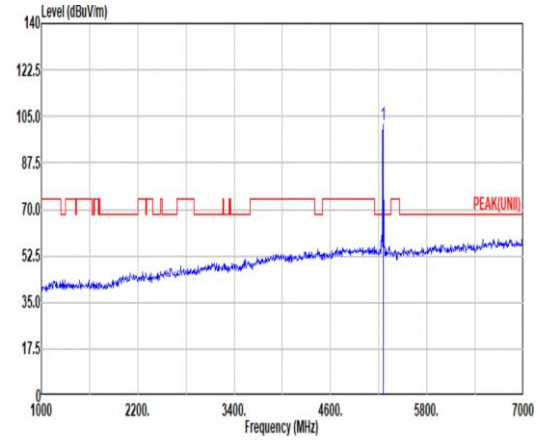 Site : 03CH12-HY Condition: PEAK(UNII) 3m 9120D-02114-240711 HORIZONTAL : RBW:1000.000kHz VBW:3000.000kHz SWT:Auto Freq Level Limit Line Margin Read Level Ant Factor Cable Loss Preamp Factor Aux Factor APos TPos Remark MHz dBuV/m dBuV/m dB dBuV dB/m dB dB dB cm deg 1 5260.00 102.13 ------ ------ 90.90 33.18 11.14 33.09 0.00 117 63 PEAK
Avg	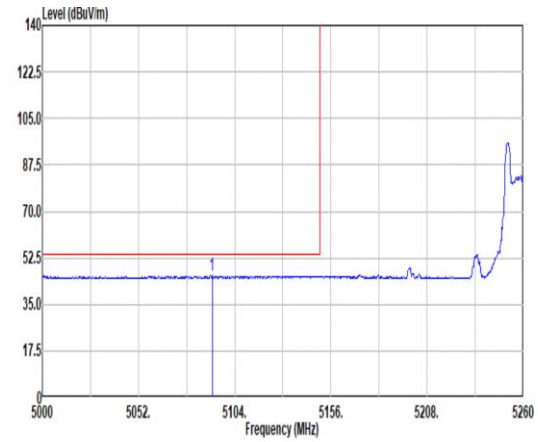 Site : 03CH12-HY Condition: AVG_BE_54 3m 9120D-02114-240711 HORIZONTAL : RBW:1000.000kHz VBW:2.200kHz SWT:Auto Freq Level Limit Line Margin Read Level Ant Factor Cable Loss Preamp Factor Aux Factor APos TPos Remark MHz dBuV/m dBuV/m dB dBuV dB/m dB dB dB cm deg 1 5091.78 45.86 54.00 -8.14 35.10 33.20 10.59 33.03 0.00 117 63 AVERAGE	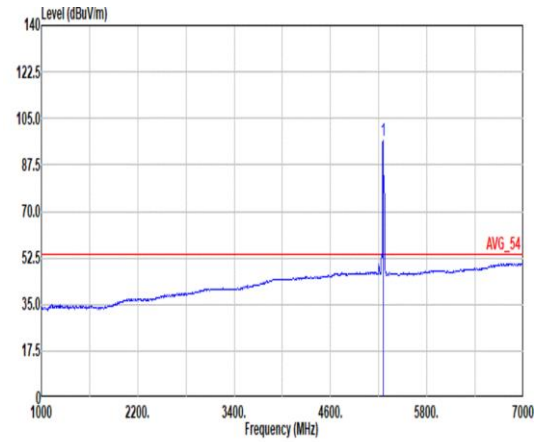 Site : 03CH12-HY Condition: AVG_54 3m 9120D-02114-240711 HORIZONTAL : RBW:1000.000kHz VBW:2.200kHz SWT:Auto Freq Level Limit Line Margin Read Level Ant Factor Cable Loss Preamp Factor Aux Factor APos TPos Remark MHz dBuV/m dBuV/m dB dBuV dB/m dB dB dB cm deg 1 5260.00 96.58 ------ ------ 85.35 33.18 11.14 33.09 0.00 117 63 AVERAGE

Mode	22	
	Band Edge - R	
	U-NII-2A_5.25-5.35_802.11ax HE20_CH52_26/0 RU_5260MHz	
ANT	1	
Pol.	Horizontal	Fundamental
Peak	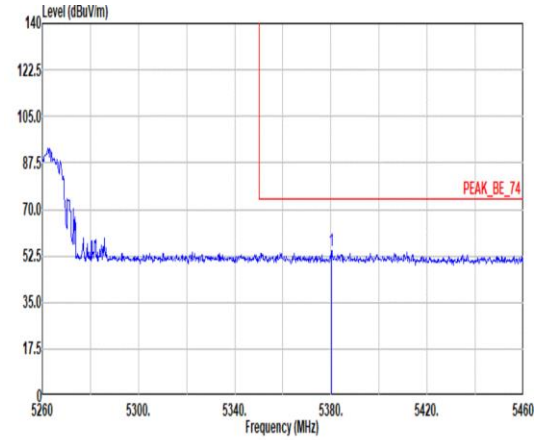 Site : 03CH12-HY Condition: PEAK_BE_74 3m 9120D-02114-240711 HORIZONTAL : RBW:1000.000kHz VBW:3000.000kHz SWT:Auto Freq Level Limit Line Margin Read Level Ant Factor Cable Loss Preamp Factor Aux Factor APos TPos Remark MHz dBuV/m dBuV/m dB dBuV dB/m dB dB dB cm deg 1 5380.20 54.53 74.00 -19.47 42.77 33.04 11.85 33.13 0.00 117 63 PEAK	Blank
Avg	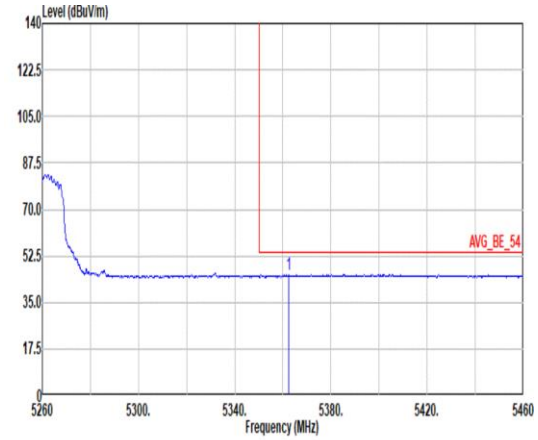 Site : 03CH12-HY Condition: AVG_BE_54 3m 9120D-02114-240711 HORIZONTAL : RBW:1000.000kHz VBW:2.200kHz SWT:Auto Freq Level Limit Line Margin Read Level Ant Factor Cable Loss Preamp Factor Aux Factor APos TPos Remark MHz dBuV/m dBuV/m dB dBuV dB/m dB dB dB cm deg 1 5362.40 45.39 54.00 -8.61 33.68 33.08 11.75 33.12 0.00 117 63 AVERAGE	Blank

Mode	22	
	Band Edge - L	
	U-NII-2A_5.25-5.35_802.11ax HE20_CH52_26/0 RU_5260MHz	
ANT	1	
Pol.	Vertical	Fundamental
Peak	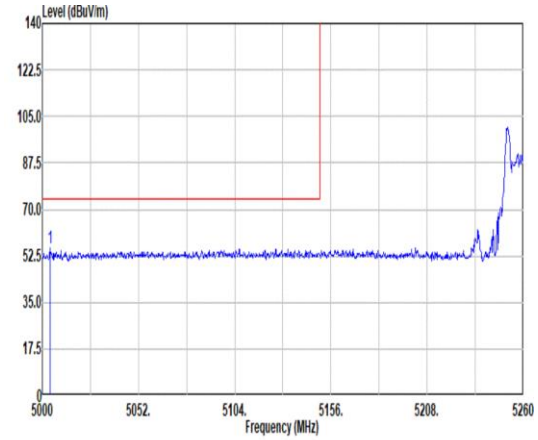 Site : 03CH12-HY Condition: PEAK_BE_74 3m 9120D-02114-240711 VERTICAL : RBW:1000.000kHz VBW:3000.000kHz SWT:Auto Freq Level Limit Line Margin Read Level Ant Factor Cable Loss Preamp Factor Aux Factor APos TPos Remark MHz dBuV/m dBuV/m dB dBuV dB/m dB dB dB cm deg 1 5004.16 55.40 74.00 -18.60 44.62 33.38 10.40 33.00 0.00 295 87 PEAK	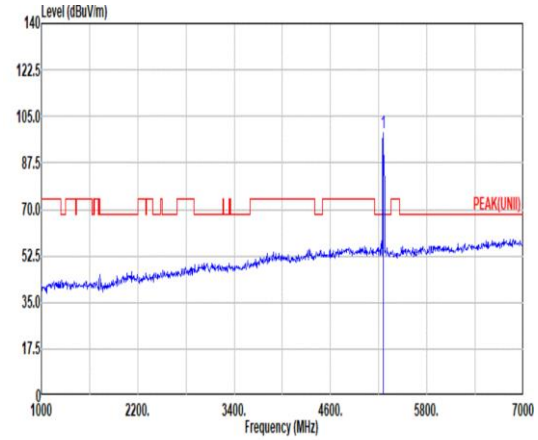 Site : 03CH12-HY Condition: PEAK(UNII) 3m 9120D-02114-240711 VERTICAL : RBW:1000.000kHz VBW:3000.000kHz SWT:Auto Freq Level Limit Line Margin Read Level Ant Factor Cable Loss Preamp Factor Aux Factor APos TPos Remark MHz dBuV/m dBuV/m dB dBuV dB/m dB dB dB cm deg 1 5260.00 98.77 ------ ------ 87.54 33.18 11.14 33.09 0.00 295 87 PEAK
Avg	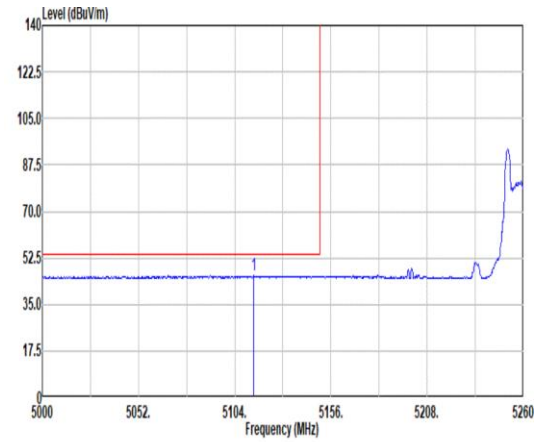 Site : 03CH12-HY Condition: AVG_BE_54 3m 9120D-02114-240711 VERTICAL : RBW:1000.000kHz VBW:2.200kHz SWT:Auto Freq Level Limit Line Margin Read Level Ant Factor Cable Loss Preamp Factor Aux Factor APos TPos Remark MHz dBuV/m dBuV/m dB dBuV dB/m dB dB dB cm deg 1 5114.14 45.84 54.00 -8.16 34.98 33.26 10.64 33.04 0.00 295 87 AVERAGE	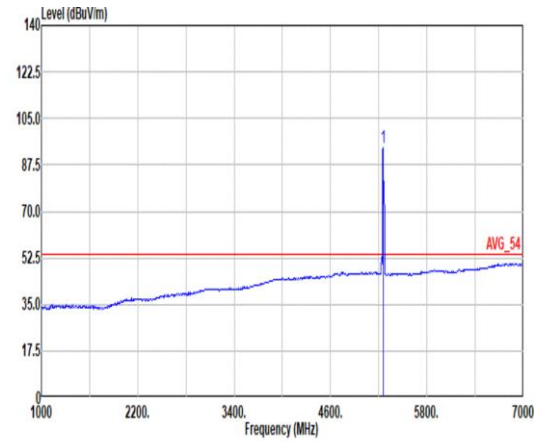 Site : 03CH12-HY Condition: AVG_54 3m 9120D-02114-240711 VERTICAL : RBW:1000.000kHz VBW:2.200kHz SWT:Auto Freq Level Limit Line Margin Read Level Ant Factor Cable Loss Preamp Factor Aux Factor APos TPos Remark MHz dBuV/m dBuV/m dB dBuV dB/m dB dB dB cm deg 1 5260.00 94.22 ------ ------ 82.99 33.18 11.14 33.09 0.00 295 87 AVERAGE

Mode	22	
	Band Edge - R	
	U-NII-2A_5.25-5.35_802.11ax HE20_CH52_26/0 RU_5260MHz	
ANT	1	
Pol.	Vertical	Fundamental
Peak	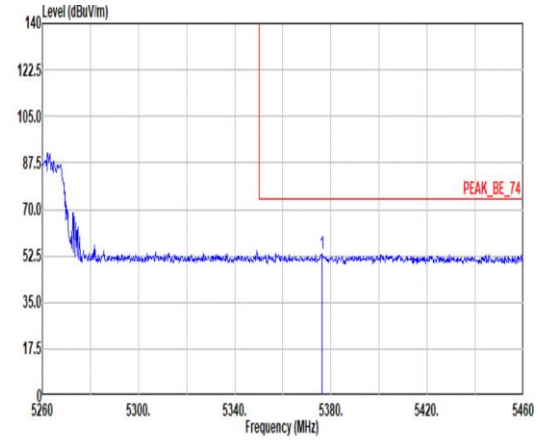 Site : 03CH12-HY Condition: PEAK_BE_74 3m 9120D-02114-240711 VERTICAL : RBW:1000.000kHz VBW:3000.000kHz SWT:Auto Freq Level Limit Line Margin Read Level Ant Factor Cable Loss Preamp Factor Aux Factor APos TPos Remark MHz dBuV/m dBuV/m dB dBuV dB/m dB dB dB cm deg 1 5376.20 53.52 74.00 -20.48 41.77 33.05 11.83 33.13 0.00 295 87 PEAK	Blank
Avg	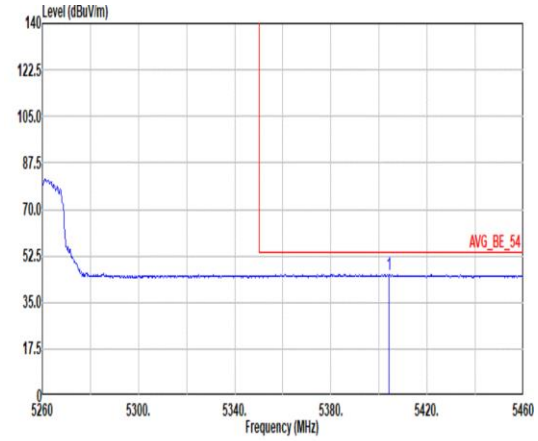 Site : 03CH12-HY Condition: AVG_BE_54 3m 9120D-02114-240711 VERTICAL : RBW:1000.000kHz VBW:2.200kHz SWT:Auto Freq Level Limit Line Margin Read Level Ant Factor Cable Loss Preamp Factor Aux Factor APos TPos Remark MHz dBuV/m dBuV/m dB dBuV dB/m dB dB dB cm deg 1 5404.20 45.61 54.00 -8.39 33.81 33.00 11.94 33.14 0.00 295 87 AVERAGE	Blank

Mode	22	
	Harmonic	
	U-NII-2A_5.25-5.35_802.11ax HE20_CH52_26/0 RU_5260MHz	
ANT	1	
Pol.	Horizontal	Vertical
Peak Avg	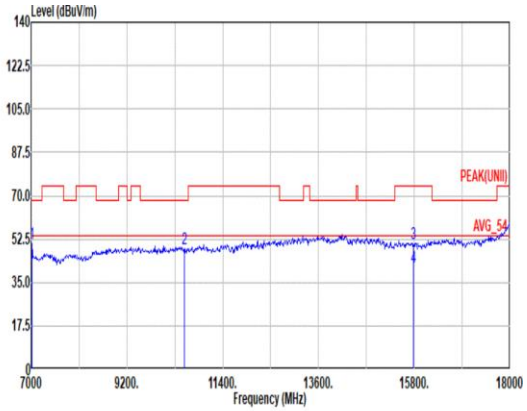 Site : 03CH12-HY Condition: PEAK(UNII) 3m 9120D-02114-240711 HORIZONTAL Freq Level Limit Line Margin Read Level Ant Factor Cable Loss Preamp Factor Aux Factor APos TPos Remark MHz dBuV/m dBuV/m dB dBuV dB/m dB dB dB cm deg 1 7013.00 50.88 68.20 -17.32 65.62 36.19 13.94 65.79 0.92 122 133 Peak 2 10520.00 48.64 68.20 -19.56 59.98 38.64 17.18 67.41 0.25 124 217 PEAK 3 15780.00 50.60 74.00 -23.40 57.50 38.02 22.11 67.40 0.37 113 211 PEAK 4 15780.00 41.23 54.00 -12.77 48.13 38.02 22.11 67.40 0.37 113 211 Average	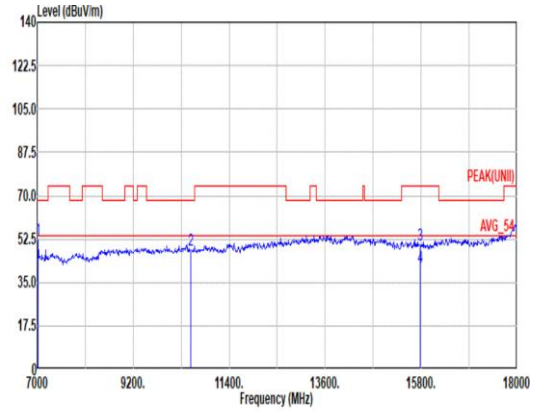 Site : 03CH12-HY Condition: PEAK(UNII) 3m 9120D-02114-240711 VERTICAL Freq Level Limit Line Margin Read Level Ant Factor Cable Loss Preamp Factor Aux Factor APos TPos Remark MHz dBuV/m dBuV/m dB dBuV dB/m dB dB dB cm deg 1 7013.00 52.35 68.20 -15.85 67.09 36.19 13.94 65.79 0.92 310 122 Peak 2 10520.00 47.99 68.20 -20.21 59.33 38.64 17.18 67.41 0.25 -- -- PEAK 3 15780.00 50.07 74.00 -23.93 56.97 38.02 22.11 67.40 0.37 247 134 PEAK 4 15780.00 40.97 54.00 -13.03 47.87 38.02 22.11 67.40 0.37 247 134 Average

Mode	22	
	Harmonic	
	U-NII-2A_5.25-5.35_802.11ax HE20_CH52_26/0 RU_5260MHz	
ANT	1	
Pol.	Horizontal	Vertical
14.47G ~14.5G Avg	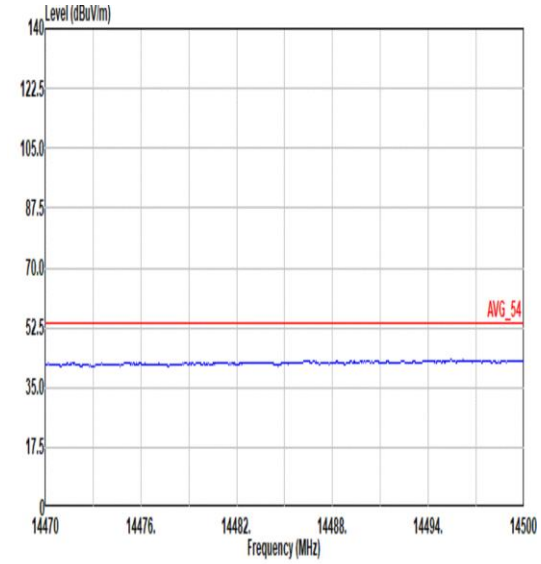 Site : 03CH12-HY Condition: AVG_54 3m 9120D-02114-240711 HORIZONTAL	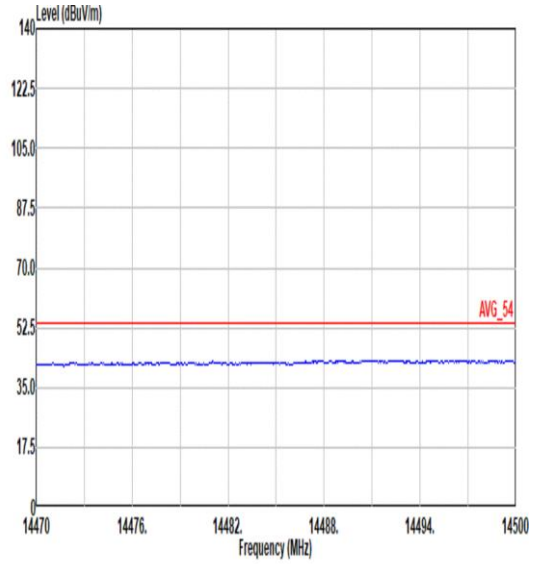 Site : 03CH12-HY Condition: AVG_54 3m 9120D-02114-240711 VERTICAL
17.7G ~18G Avg	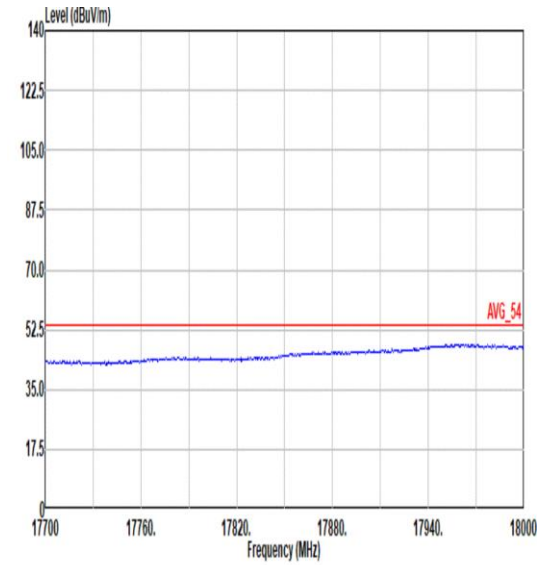 Site : 03CH12-HY Condition: AVG_54 3m 9120D-02114-240711 HORIZONTAL	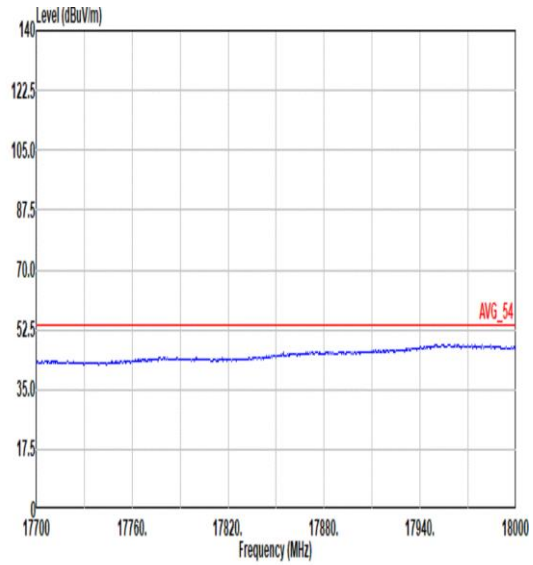 Site : 03CH12-HY Condition: AVG_54 3m 9120D-02114-240711 VERTICAL

Mode	23	
	Band Edge - L	
	U-NII-2A_5.25-5.35_802.11ax HE20_CH52_52/37 RU_5260MHz	
ANT	1	
Pol.	Horizontal	Fundamental
Peak	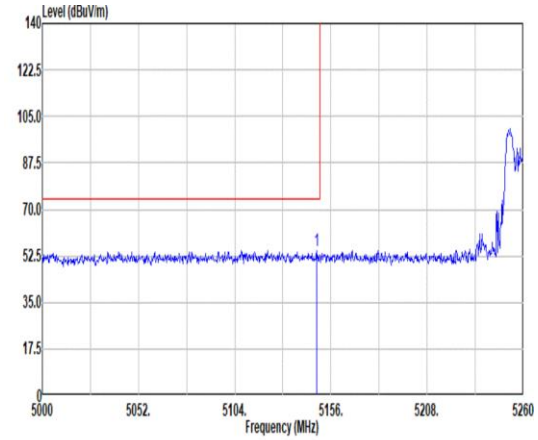 Site : 03CH12-HY Condition: PEAK_BE_74 3m 9120D-02114-240711 HORIZONTAL : RBW:1000.000kHz VBW:3000.000kHz SWT:Auto Freq Level Limit Line Margin Read Level Ant Factor Cable Loss Preamp Factor Aux Factor APos TPos Remark MHz dBuV/m dBuV/m dB dBuV dB/m dB dB dB cm deg 1 5148.46 54.50 74.00 -19.50 43.44 33.39 10.72 33.05 0.00 100 65 PEAK	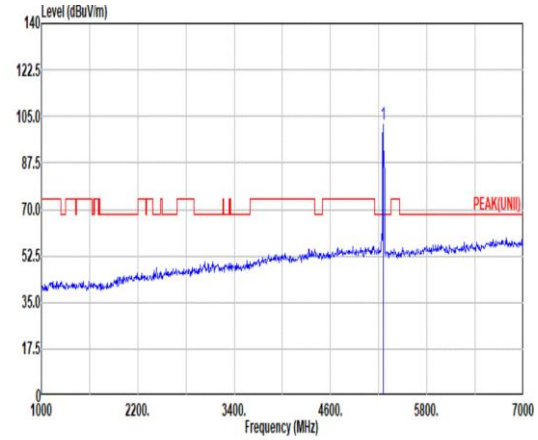 Site : 03CH12-HY Condition: PEAK(UNII) 3m 9120D-02114-240711 HORIZONTAL : RBW:1000.000kHz VBW:3000.000kHz SWT:Auto Freq Level Limit Line Margin Read Level Ant Factor Cable Loss Preamp Factor Aux Factor APos TPos Remark MHz dBuV/m dBuV/m dB dBuV dB/m dB dB dB cm deg 1 5260.00 102.09 ------ ------ 90.86 33.18 11.14 33.09 0.00 100 65 PEAK
Avg	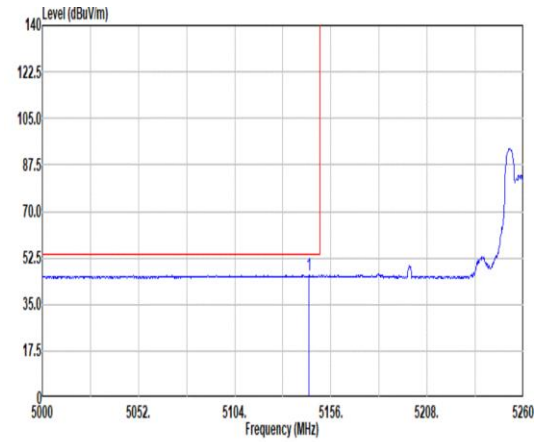 Site : 03CH12-HY Condition: AVG_BE_54 3m 9120D-02114-240711 HORIZONTAL : RBW:1000.000kHz VBW:2.400kHz SWT:Auto Freq Level Limit Line Margin Read Level Ant Factor Cable Loss Preamp Factor Aux Factor APos TPos Remark MHz dBuV/m dBuV/m dB dBuV dB/m dB dB dB cm deg 1 5144.04 46.01 54.00 -7.99 34.97 33.38 10.71 33.05 0.00 100 65 AVERAGE	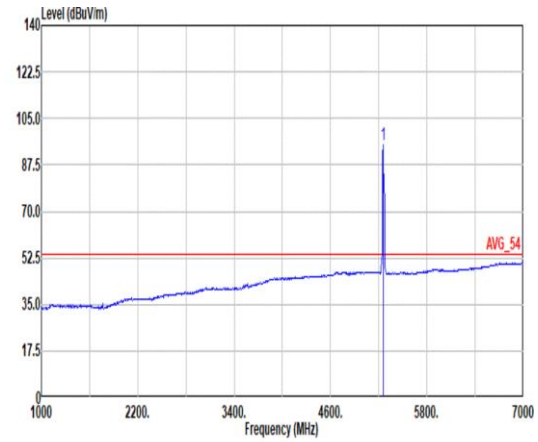 Site : 03CH12-HY Condition: AVG_54 3m 9120D-02114-240711 HORIZONTAL : RBW:1000.000kHz VBW:2.400kHz SWT:Auto Freq Level Limit Line Margin Read Level Ant Factor Cable Loss Preamp Factor Aux Factor APos TPos Remark MHz dBuV/m dBuV/m dB dBuV dB/m dB dB dB cm deg 1 5260.00 95.00 ------ ------ 83.77 33.18 11.14 33.09 0.00 100 65 AVERAGE

Mode	23	
	Band Edge - R	
	U-NII-2A_5.25-5.35_802.11ax HE20_CH52_52/37 RU_5260MHz	
ANT	1	
Pol.	Horizontal	Fundamental
Peak	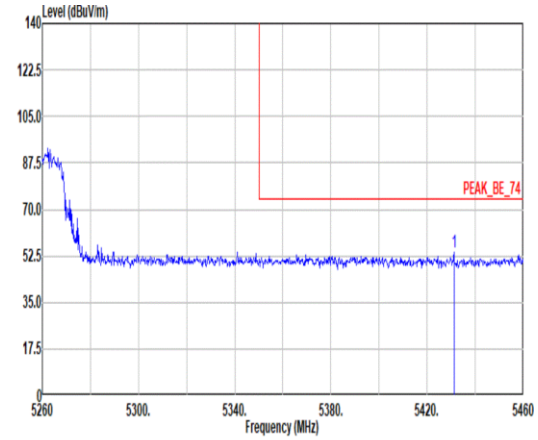 Site : 03CH12-HY Condition: PEAK_BE_74 3m 9120D-02114-240711 HORIZONTAL : RBW:1000.000kHz VBW:3000.000kHz SWT:Auto Limit Read Ant Cable Preamp Aux APos TPos Freq Level Line Margin Level Factor Loss Factor Factor Remark MHz dBuV/m dBuV/m dB dBuV dB/m dB dB dB cm deg 1 5431.20 53.64 74.00 -20.36 42.00 33.00 11.79 33.15 0.00 100 65 PEAK	Blank
Avg	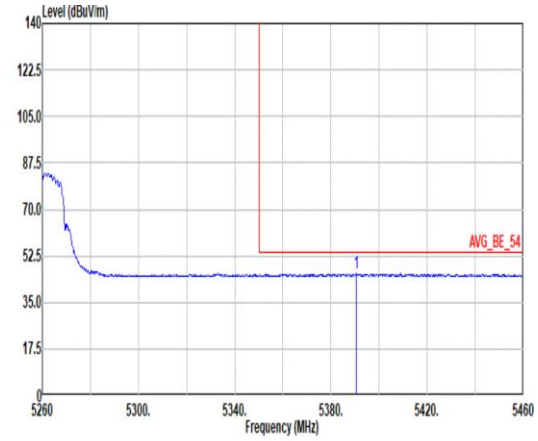 Site : 03CH12-HY Condition: AVG_BE_54 3m 9120D-02114-240711 HORIZONTAL : RBW:1000.000kHz VBW:2.400kHz SWT:Auto Limit Read Ant Cable Preamp Aux APos TPos Freq Level Line Margin Level Factor Loss Factor Factor Remark MHz dBuV/m dBuV/m dB dBuV dB/m dB dB dB cm deg 1 5390.40 45.78 54.00 -8.22 33.98 33.02 11.91 33.13 0.00 100 65 AVERAGE	Blank

Mode	23	
	Band Edge - L	
	U-NII-2A_5.25-5.35_802.11ax HE20_CH52_52/37 RU_5260MHz	
ANT	1	
Pol.	Vertical	Fundamental
Peak	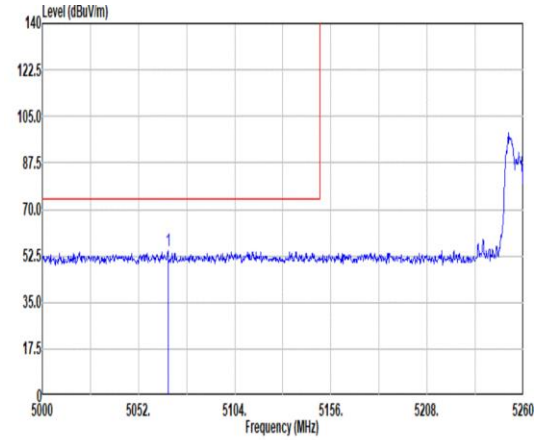 Site : 03CH12-HY Condition: PEAK_BE_74 3m 9120D-02114-240711 VERTICAL : RBW:1000.000kHz VBW:3000.000kHz SWT:Auto Freq Level Limit Line Margin Read Level Ant Factor Cable Loss Preamp Factor Aux Factor APos TPos Remark MHz dBuV/m dBuV/m dB dBuV dB/m dB dB dB cm deg 1 5067.86 54.59 74.00 -19.41 43.87 33.20 10.54 33.02 0.00 312 86 PEAK	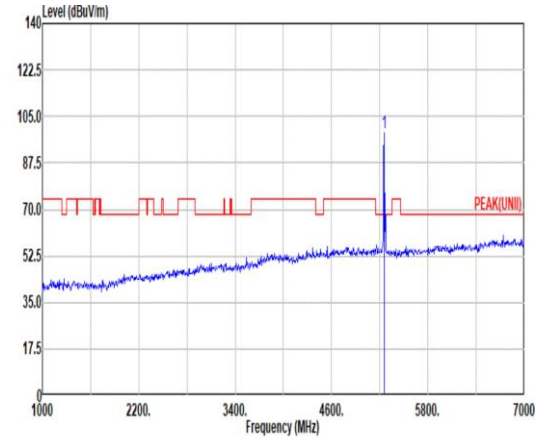 Site : 03CH12-HY Condition: PEAK(UNII) 3m 9120D-02114-240711 VERTICAL : RBW:1000.000kHz VBW:3000.000kHz SWT:Auto Freq Level Limit Line Margin Read Level Ant Factor Cable Loss Preamp Factor Aux Factor APos TPos Remark MHz dBuV/m dBuV/m dB dBuV dB/m dB dB dB cm deg 1 5260.00 98.55 ------ ------ 87.32 33.18 11.14 33.09 0.00 312 86 PEAK
Avg	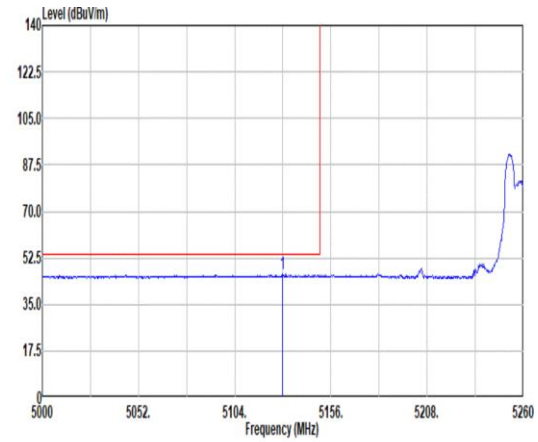 Site : 03CH12-HY Condition: AVG_BE_54 3m 9120D-02114-240711 VERTICAL : RBW:1000.000kHz VBW:2.400kHz SWT:Auto Freq Level Limit Line Margin Read Level Ant Factor Cable Loss Preamp Factor Aux Factor APos TPos Remark MHz dBuV/m dBuV/m dB dBuV dB/m dB dB dB cm deg 1 5129.74 46.29 54.00 -7.71 35.33 33.32 10.68 33.04 0.00 312 86 AVERAGE	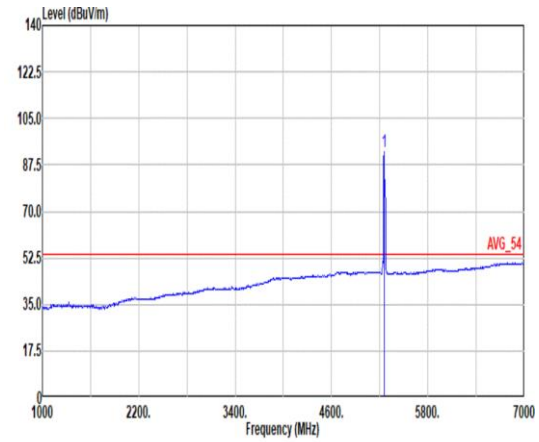 Site : 03CH12-HY Condition: AVG_54 3m 9120D-02114-240711 VERTICAL : RBW:1000.000kHz VBW:2.400kHz SWT:Auto Freq Level Limit Line Margin Read Level Ant Factor Cable Loss Preamp Factor Aux Factor APos TPos Remark MHz dBuV/m dBuV/m dB dBuV dB/m dB dB dB cm deg 1 5260.00 92.59 ------ ------ 81.36 33.18 11.14 33.09 0.00 312 86 AVERAGE

Mode	23	
	Band Edge - R	
	U-NII-2A_5.25-5.35_802.11ax HE20_CH52_52/37 RU_5260MHz	
ANT	1	
Pol.	Vertical	Fundamental
Peak	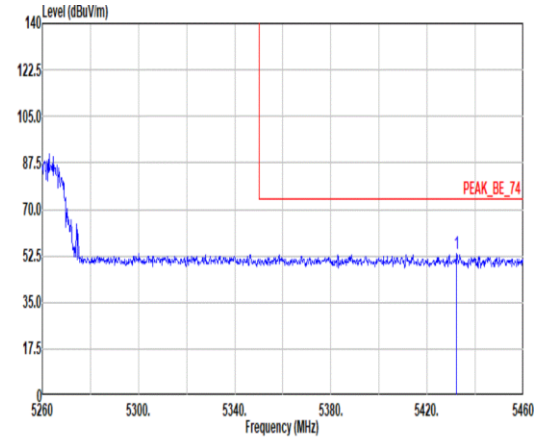 Site : 03CH12-HY Condition: PEAK_BE_74 3m 9120D-02114-240711 VERTICAL : RBW:1000.000kHz VBW:3000.000kHz SWT:Auto Freq Level Limit Line Margin Read Level Ant Factor Cable Loss Preamp Factor Aux Factor APos TPos Remark MHz dBuV/m dBuV/m dB dBuV dB/m dB dB dB cm deg 1 5432.20 53.52 74.00 -20.48 41.89 33.00 11.78 33.15 0.00 312 86 PEAK	Blank
Avg	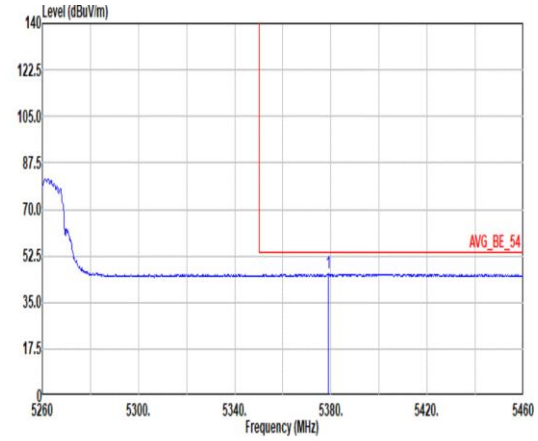 Site : 03CH12-HY Condition: AVG_BE_54 3m 9120D-02114-240711 VERTICAL : RBW:1000.000kHz VBW:2.400kHz SWT:Auto Freq Level Limit Line Margin Read Level Ant Factor Cable Loss Preamp Factor Aux Factor APos TPos Remark MHz dBuV/m dBuV/m dB dBuV dB/m dB dB dB cm deg 1 5379.00 45.80 54.00 -8.20 34.05 33.04 11.84 33.13 0.00 312 86 AVERAGE	Blank

Mode	23	
	Harmonic	
	U-NII-2A_5.25-5.35_802.11ax HE20_CH52_52/37 RU_5260MHz	
ANT	1	
Pol.	Horizontal	Vertical
Peak Avg	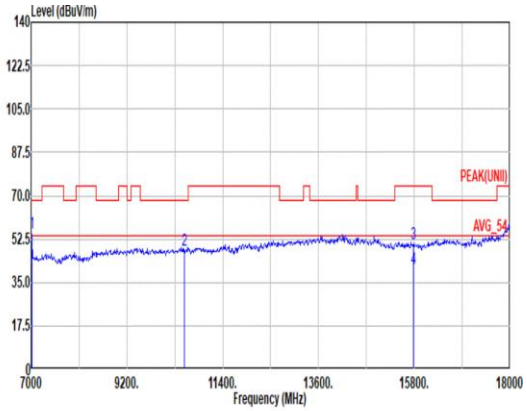 Site : 03CH12-HY Condition: PEAK(UNII) 3m 9120D-02114-240711 HORIZONTAL Freq Level Limit Line Margin Read Level Ant Factor Cable Loss Preamp Factor Aux Factor APos TPos Remark MHz dBuV/m dBuV/m dB dBuV dB/m dB dB dB cm deg 1 7013.00 54.74 68.20 -13.46 69.51 36.15 13.94 65.78 0.92 394 273 Peak 2 10520.00 48.33 68.20 -19.87 59.67 38.64 17.18 67.41 0.25 -- -- PEAK 3 15780.00 50.54 74.00 -23.46 57.44 38.02 22.11 67.40 0.37 202 233 PEAK 4 15780.00 40.60 54.00 -13.40 47.50 38.02 22.11 67.40 0.37 202 233 Average	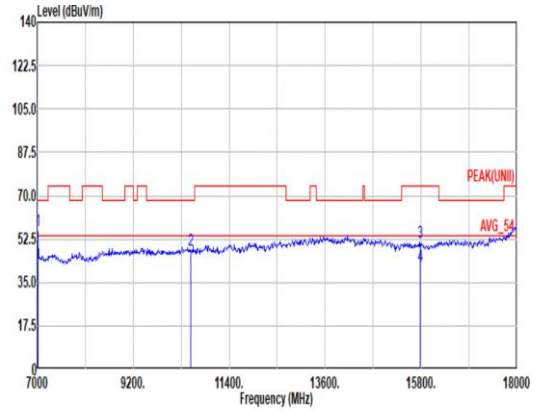 Site : 03CH12-HY Condition: PEAK(UNII) 3m 9120D-02114-240711 VERTICAL Freq Level Limit Line Margin Read Level Ant Factor Cable Loss Preamp Factor Aux Factor APos TPos Remark MHz dBuV/m dBuV/m dB dBuV dB/m dB dB dB cm deg 1 7013.00 55.76 68.20 -12.44 70.53 36.15 13.94 65.78 0.92 100 266 Peak 2 10520.00 48.19 68.20 -20.01 59.53 38.64 17.18 67.41 0.25 -- -- PEAK 3 15780.00 51.43 74.00 -22.57 58.33 38.02 22.11 67.40 0.37 100 294 PEAK 4 15780.00 41.49 54.00 -12.51 48.39 38.02 22.11 67.40 0.37 100 294 Average

Mode	23	
	Harmonic	
	U-NII-2A_5.25-5.35_802.11ax HE20_CH52_52/37 RU_5260MHz	
ANT	1	
Pol.	Horizontal	Vertical
14.47G ~14.5G Avg	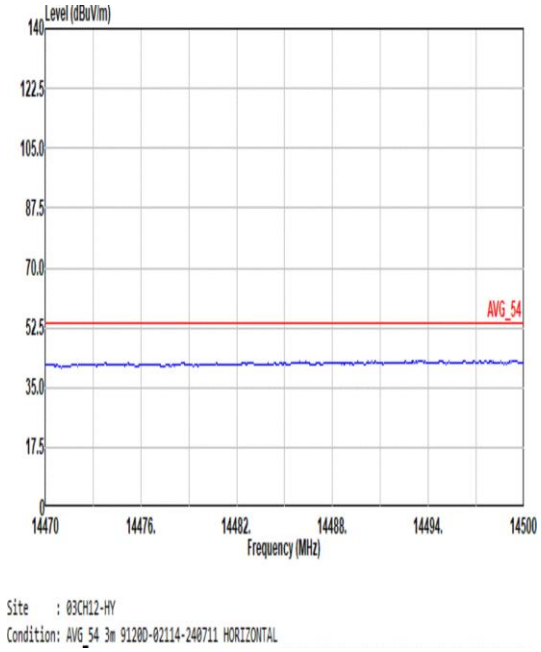	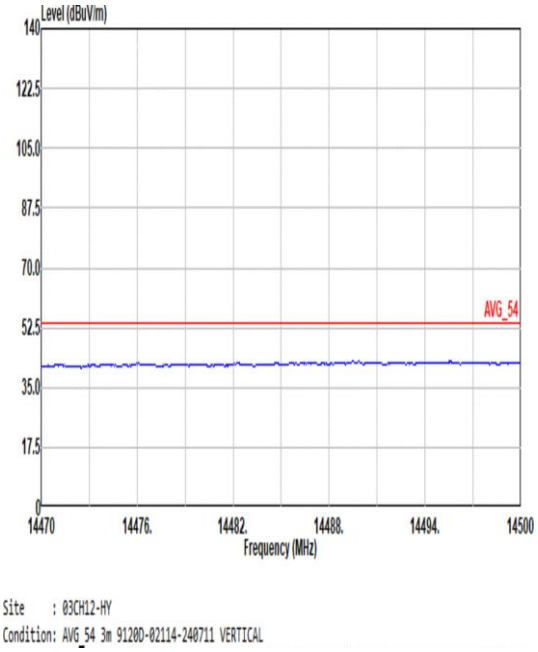
17.7G ~18G Avg	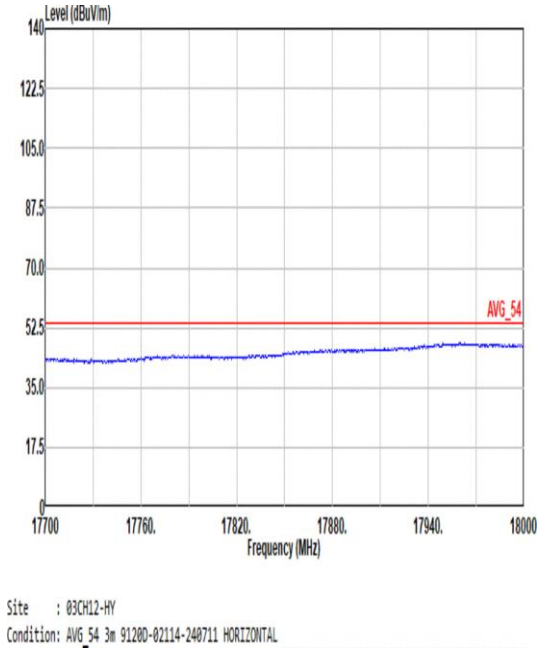	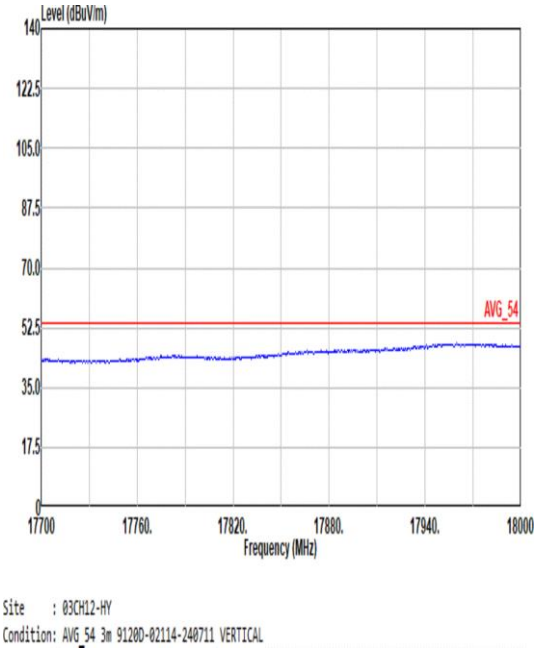

Mode	24	
	Band Edge - L	
	U-NII-2A_5.25-5.35_802.11ax HE20_CH52_106//53 RU_5260MHz	
ANT	1	
Pol.	Horizontal	Fundamental
Peak	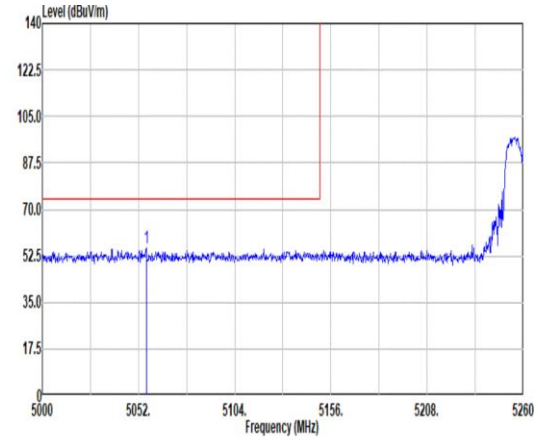 Site : 03CH12-HY Condition: PEAK_BE_74 3m 9120D-02114-240711 HORIZONTAL : RBW:1000.000kHz VBW:3000.000kHz SWT:Auto Freq Level Limit Line Margin Read Level Ant Factor Cable Loss Preamp Factor Aux Factor APos TPos Remark MHz dBuV/m dBuV/m dB dBuV dB/m dB dB dB cm deg 1 5056.16 55.29 74.00 -18.71 44.60 33.20 10.51 33.02 0.00 100 67 PEAK	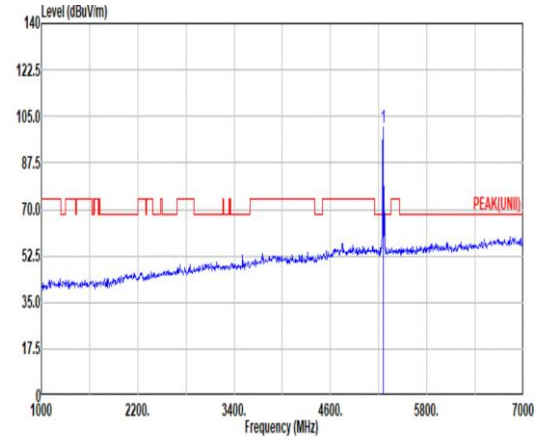 Site : 03CH12-HY Condition: PEAK(UNII) 3m 9120D-02114-240711 HORIZONTAL : RBW:1000.000kHz VBW:3000.000kHz SWT:Auto Freq Level Limit Line Margin Read Level Ant Factor Cable Loss Preamp Factor Aux Factor APos TPos Remark MHz dBuV/m dBuV/m dB dBuV dB/m dB dB dB cm deg 1 5260.00 100.93 ------ ------ 89.70 33.18 11.14 33.09 0.00 100 67 PEAK
Avg	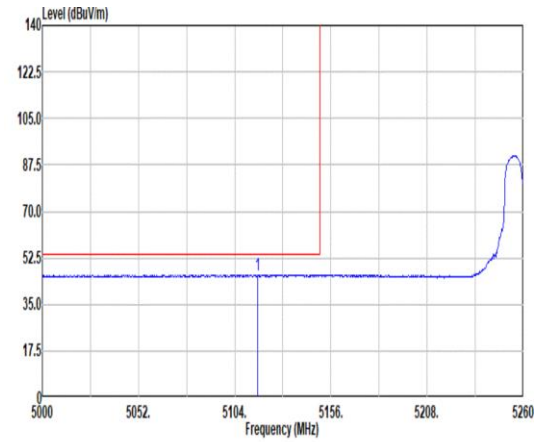 Site : 03CH12-HY Condition: AVG_BE_54 3m 9120D-02114-240711 HORIZONTAL : RBW:1000.000kHz VBW:2.200kHz SWT:Auto Freq Level Limit Line Margin Read Level Ant Factor Cable Loss Preamp Factor Aux Factor APos TPos Remark MHz dBuV/m dBuV/m dB dBuV dB/m dB dB dB cm deg 1 5116.22 46.21 54.00 -7.79 35.34 33.26 10.65 33.04 0.00 100 67 AVERAGE	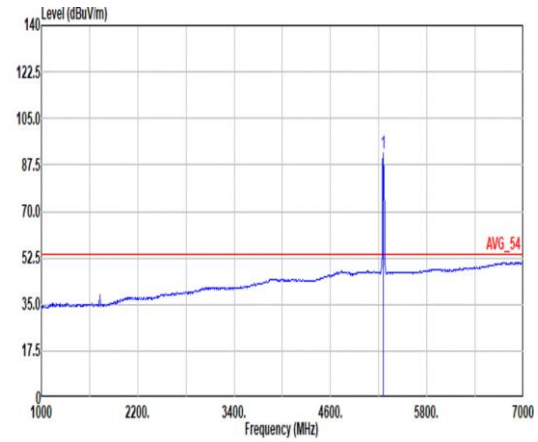 Site : 03CH12-HY Condition: AVG_54 3m 9120D-02114-240711 HORIZONTAL : RBW:1000.000kHz VBW:2.200kHz SWT:Auto Freq Level Limit Line Margin Read Level Ant Factor Cable Loss Preamp Factor Aux Factor APos TPos Remark MHz dBuV/m dBuV/m dB dBuV dB/m dB dB dB cm deg 1 5260.00 92.13 ------ ------ 80.90 33.18 11.14 33.09 0.00 100 67 AVERAGE

Mode	24	
	Band Edge - R	
	U-NII-2A_5.25-5.35_802.11ax HE20_CH52_106//53 RU_5260MHz	
ANT	1	
Pol.	Horizontal	Fundamental
Peak	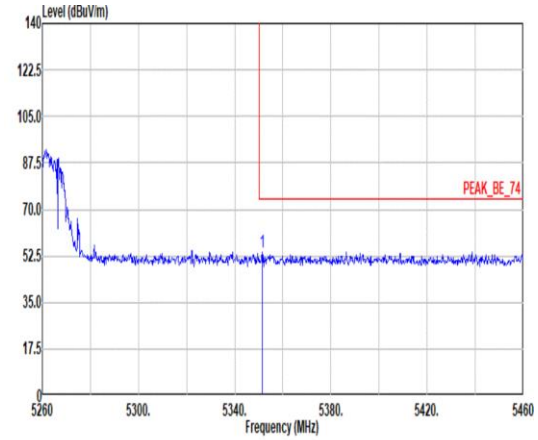 Site : 03CH12-HY Condition: PEAK_BE_74 3m 9120D-02114-240711 HORIZONTAL : RBW:1000.000kHz VBW:3000.000kHz SWT:Auto Limit Read Ant Cable Preamp Aux APos TPos Freq Level Line Margin Level Factor Loss Factor Factor Remark MHz dBuV/m dBuV/m dB dBuV dB/m dB dB dB cm deg 1 5351.40 53.93 74.00 -20.07 42.26 33.10 11.69 33.12 0.00 100 67 PEAK	Blank
Avg	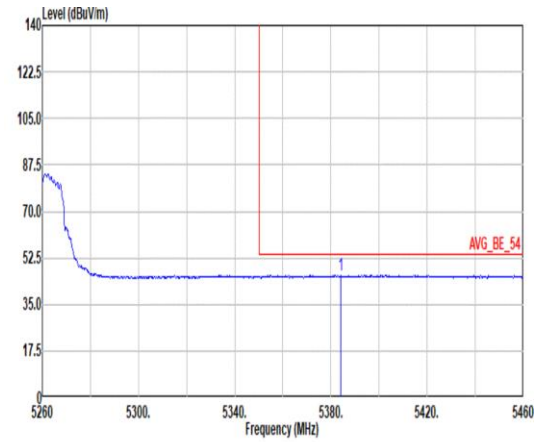 Site : 03CH12-HY Condition: AVG_BE_54 3m 9120D-02114-240711 HORIZONTAL : RBW:1000.000kHz VBW:2.200kHz SWT:Auto Limit Read Ant Cable Preamp Aux APos TPos Freq Level Line Margin Level Factor Loss Factor Factor Remark MHz dBuV/m dBuV/m dB dBuV dB/m dB dB dB cm deg 1 5384.20 46.09 54.00 -7.91 34.32 33.03 11.87 33.13 0.00 100 67 AVERAGE	Blank

Mode	24	
	Band Edge - L	
	U-NII-2A_5.25-5.35_802.11ax HE20_CH52_106//53 RU_5260MHz	
ANT	1	
Pol.	Vertical	Fundamental
Peak	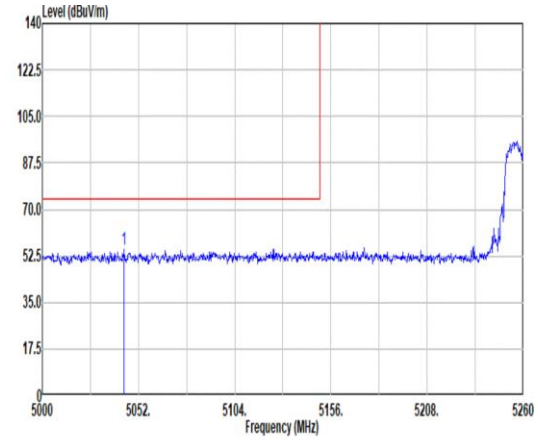 Site : 03CH12-HY Condition: PEAK_BE_74 3m 9120D-02114-240711 VERTICAL : RBW:1000.000kHz VBW:3000.000kHz SWT:Auto Freq Level Limit Line Margin Read Level Ant Factor Cable Loss Preamp Factor Aux Factor APos TPos Remark MHz dBuV/m dBuV/m dB dBuV dB/m dB dB dB cm deg 1 5044.20 55.11 74.00 -18.89 44.42 33.22 10.49 33.02 0.00 296 87 PEAK	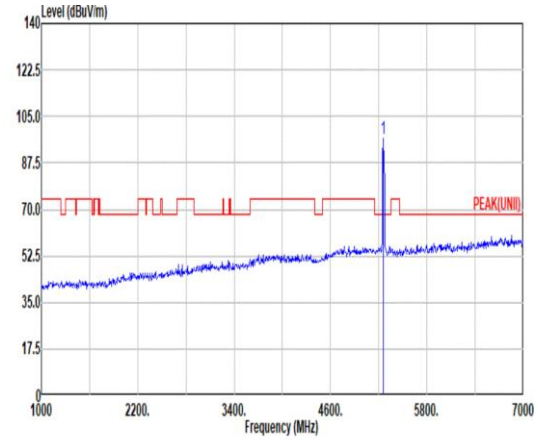 Site : 03CH12-HY Condition: PEAK(UNII) 3m 9120D-02114-240711 VERTICAL : RBW:1000.000kHz VBW:3000.000kHz SWT:Auto Freq Level Limit Line Margin Read Level Ant Factor Cable Loss Preamp Factor Aux Factor APos TPos Remark MHz dBuV/m dBuV/m dB dBuV dB/m dB dB dB cm deg 1 5260.00 96.74 ------ ------ 85.51 33.18 11.14 33.09 0.00 296 87 PEAK
Avg	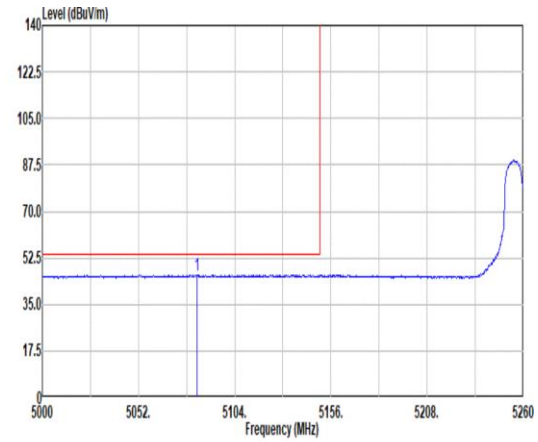 Site : 03CH12-HY Condition: AVG_BE_54 3m 9120D-02114-240711 VERTICAL : RBW:1000.000kHz VBW:2.200kHz SWT:Auto Freq Level Limit Line Margin Read Level Ant Factor Cable Loss Preamp Factor Aux Factor APos TPos Remark MHz dBuV/m dBuV/m dB dBuV dB/m dB dB dB cm deg 1 5083.46 46.12 54.00 -7.88 35.38 33.20 10.57 33.03 0.00 296 87 AVERAGE	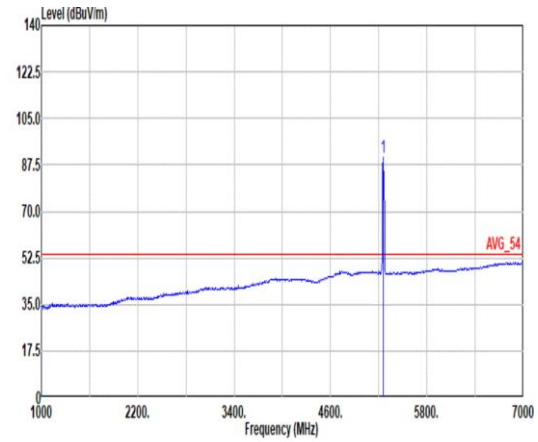 Site : 03CH12-HY Condition: AVG_54 3m 9120D-02114-240711 VERTICAL : RBW:1000.000kHz VBW:2.200kHz SWT:Auto Freq Level Limit Line Margin Read Level Ant Factor Cable Loss Preamp Factor Aux Factor APos TPos Remark MHz dBuV/m dBuV/m dB dBuV dB/m dB dB dB cm deg 1 5260.00 90.33 ------ ------ 79.10 33.18 11.14 33.09 0.00 296 87 AVERAGE

Mode	24	
	Band Edge - R	
	U-NII-2A_5.25-5.35_802.11ax HE20_CH52_106//53 RU_5260MHz	
ANT	1	
Pol.	Vertical	Fundamental
Peak	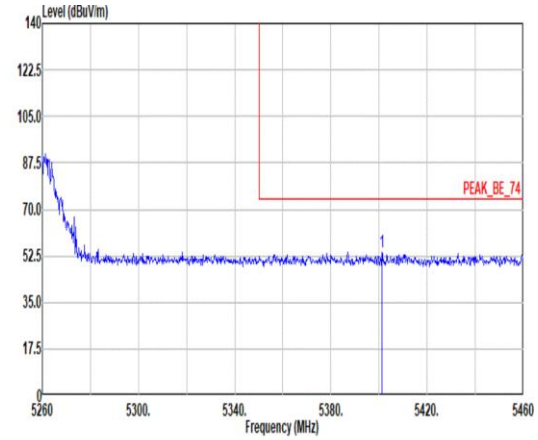 Site : 03CH12-HY Condition: PEAK_BE_74 3m 9120D-02114-240711 VERTICAL : RBW:1000.000kHz VBW:3000.000kHz SWT:Auto Freq Level Limit Line Margin Read Level Ant Factor Cable Loss Preamp Factor Aux Factor APos TPos Remark MHz dBuV/m dBuV/m dB dBuV dB/m dB dB dB cm deg 1 5401.20 53.80 74.00 -20.20 41.99 33.00 11.95 33.14 0.00 296 87 PEAK	Blank
Avg	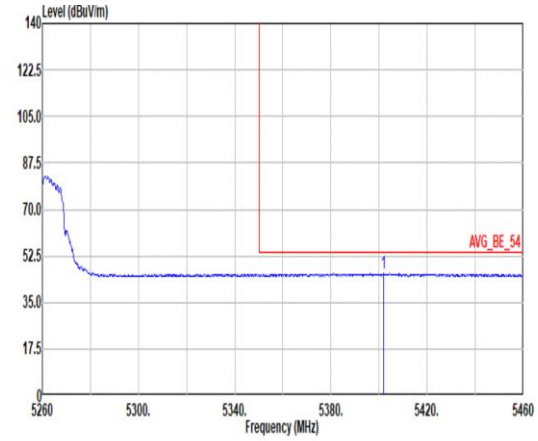 Site : 03CH12-HY Condition: AVG_BE_54 3m 9120D-02114-240711 VERTICAL : RBW:1000.000kHz VBW:2.200kHz SWT:Auto Freq Level Limit Line Margin Read Level Ant Factor Cable Loss Preamp Factor Aux Factor APos TPos Remark MHz dBuV/m dBuV/m dB dBuV dB/m dB dB dB cm deg 1 5401.80 45.94 54.00 -8.06 34.13 33.00 11.95 33.14 0.00 296 87 AVERAGE	Blank

Mode	24	
	Harmonic	
	U-NII-2A_5.25-5.35_802.11ax HE20_CH52_106//53 RU_5260MHz	
ANT	1	
Pol.	Horizontal	Vertical
Peak Avg	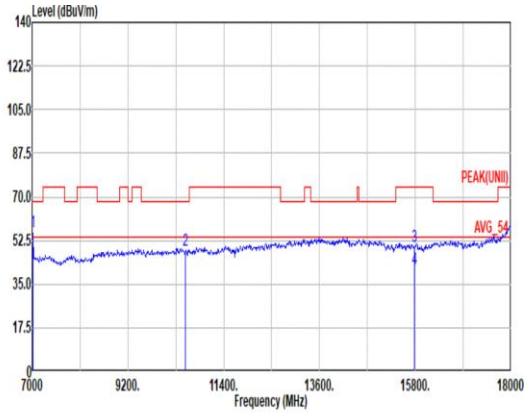 Site : 03CH12-HY Condition: PEAK(UNII) 3m 9120D-02114-240711 HORIZONTAL Freq Level Limit Line Margin Read Level Ant Factor Cable Loss Preamp Factor Aux Factor APos TPos Remark MHz dBuV/m dBuV/m dB dBuV dB/m dB dB dB cm deg 1 7013.00 56.09 68.20 -12.11 70.83 36.19 13.94 65.79 0.92 335 273 Peak 2 10520.00 48.47 68.20 -19.73 59.81 38.64 17.18 67.41 0.25 296 222 PEAK 3 15780.00 50.26 74.00 -23.74 57.16 38.02 22.11 67.40 0.37 311 287 PEAK 4 15780.00 41.31 54.00 -12.69 48.21 38.02 22.11 67.40 0.37 311 287 PEAK	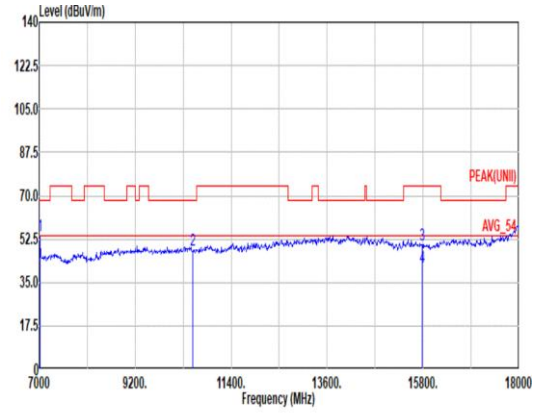 Site : 03CH12-HY Condition: PEAK(UNII) 3m 9120D-02114-240711 VERTICAL Freq Level Limit Line Margin Read Level Ant Factor Cable Loss Preamp Factor Aux Factor APos TPos Remark MHz dBuV/m dBuV/m dB dBuV dB/m dB dB dB cm deg 1 7013.00 53.86 68.20 -14.34 68.60 36.19 13.94 65.79 0.92 100 211 Peak 2 10520.00 47.90 68.20 -20.30 59.24 38.64 17.18 67.41 0.25 -- -- PEAK 3 15780.00 50.34 74.00 -23.66 57.24 38.02 22.11 67.40 0.37 106 213 PEAK 4 15780.00 41.23 54.00 -12.77 48.13 38.02 22.11 67.40 0.37 106 213 Average

Mode	24	
	Harmonic	
	U-NII-2A_5.25-5.35_802.11ax HE20_CH52_106//53 RU_5260MHz	
ANT	1	
Pol.	Horizontal	Vertical
14.47G ~14.5G Avg	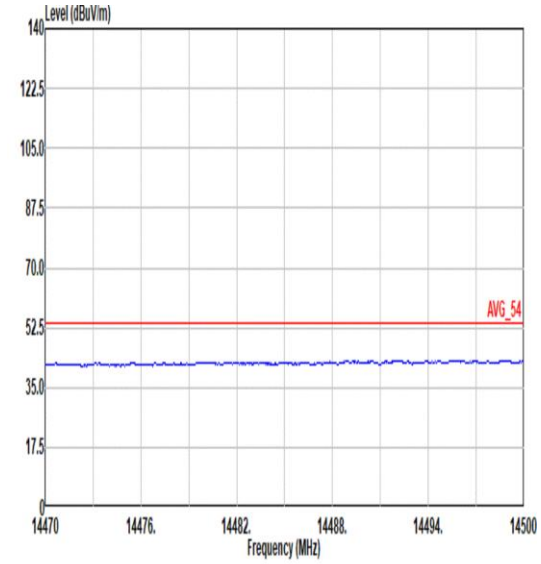 Site : 03CH12-HY Condition: AVG_54 3m 9120D-02114-240711 HORIZONTAL	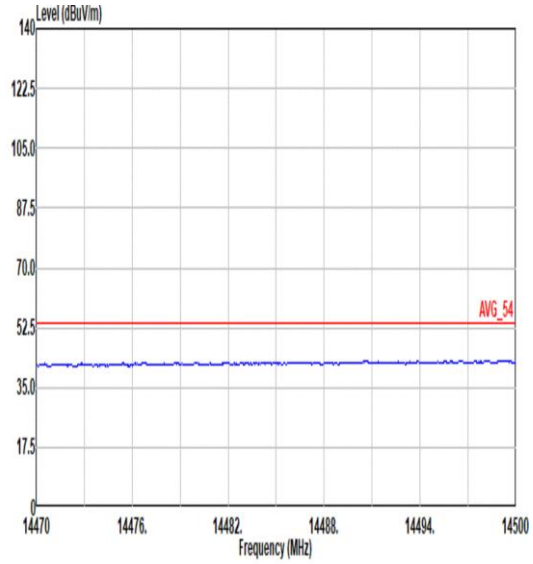 Site : 03CH12-HY Condition: AVG_54 3m 9120D-02114-240711 VERTICAL
17.7G ~18G Avg	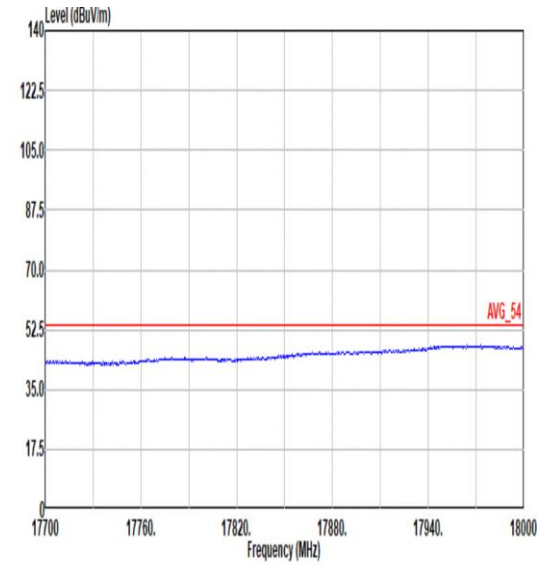 Site : 03CH12-HY Condition: AVG_54 3m 9120D-02114-240711 HORIZONTAL	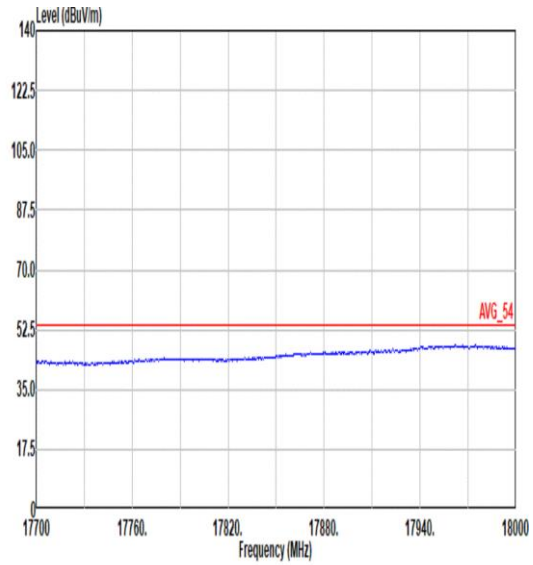 Site : 03CH12-HY Condition: AVG_54 3m 9120D-02114-240711 VERTICAL

Mode	25	
	Band Edge - L	
	U-NII-2A_5.25-5.35_802.11ax HE20_CH60_26/4 RU_5300MHz	
ANT	1	
Pol.	Horizontal	Fundamental
Peak	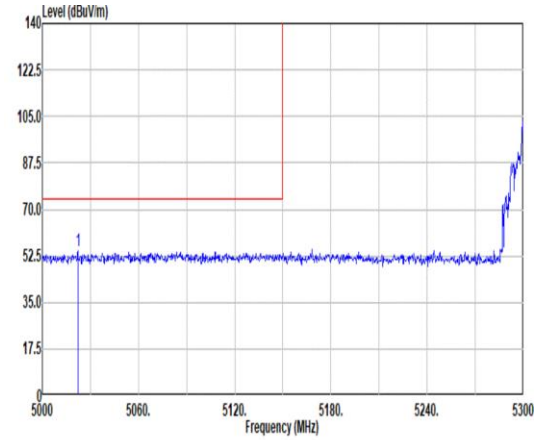 Site : 03CH12-HY Condition: PEAK_BE_74 3m 9120D-02114-240711 HORIZONTAL : RBW:1000.000kHz VBW:3000.000kHz SWT:Auto Freq Level Limit Line Margin Read Level Ant Factor Cable Loss Preamp Factor Aux Factor APos TPos Remark MHz dBuV/m dBuV/m dB dBuV dB/m dB dB dB cm deg 1 5022.20 54.22 74.00 -19.78 43.48 33.31 10.44 33.01 0.00 111 62 PEAK	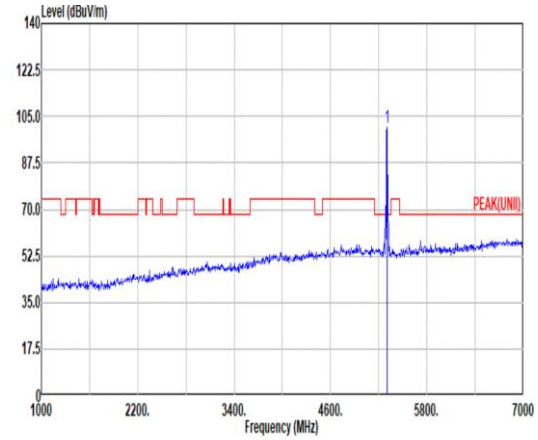 Site : 03CH12-HY Condition: PEAK(UNII) 3m 9120D-02114-240711 HORIZONTAL : RBW:1000.000kHz VBW:3000.000kHz SWT:Auto Freq Level Limit Line Margin Read Level Ant Factor Cable Loss Preamp Factor Aux Factor APos TPos Remark MHz dBuV/m dBuV/m dB dBuV dB/m dB dB dB cm deg 1 5300.00 100.96 ------ ------ 89.65 33.00 11.41 33.10 0.00 111 62 PEAK
Avg	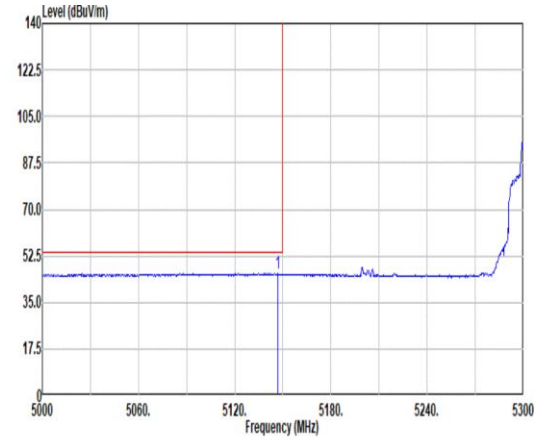 Site : 03CH12-HY Condition: AVG_BE_54 3m 9120D-02114-240711 HORIZONTAL : RBW:1000.000kHz VBW:2.200kHz SWT:Auto Freq Level Limit Line Margin Read Level Ant Factor Cable Loss Preamp Factor Aux Factor APos TPos Remark MHz dBuV/m dBuV/m dB dBuV dB/m dB dB dB cm deg 1 5147.00 46.04 54.00 -7.96 34.99 33.39 10.71 33.05 0.00 111 62 AVERAGE	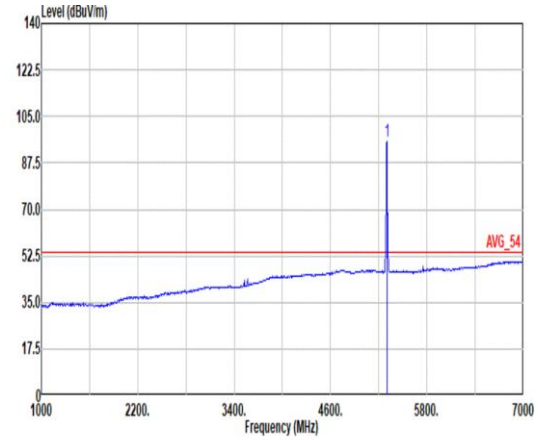 Site : 03CH12-HY Condition: AVG_54 3m 9120D-02114-240711 HORIZONTAL : RBW:1000.000kHz VBW:2.200kHz SWT:Auto Freq Level Limit Line Margin Read Level Ant Factor Cable Loss Preamp Factor Aux Factor APos TPos Remark MHz dBuV/m dBuV/m dB dBuV dB/m dB dB dB cm deg 1 5300.00 95.70 ------ ------ 84.39 33.00 11.41 33.10 0.00 111 62 AVERAGE

Mode	25	
	Band Edge - R	
	U-NII-2A_5.25-5.35_802.11ax HE20_CH60_26/4 RU_5300MHz	
ANT	1	
Pol.	Horizontal	Fundamental
Peak	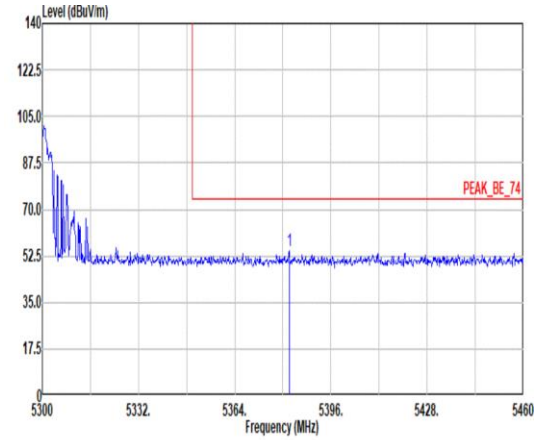 Site : 03CH12-HY Condition: PEAK_BE_74 3m 9120D-02114-240711 HORIZONTAL : RBW:1000.000kHz VBW:3000.000kHz SWT:Auto Limit Read Ant Cable Preamp Aux APos TPos Freq Level Line Margin Level Factor Loss Factor Factor Remark MHz dBuV/m dBuV/m dB dBuV dB/m dB dB dB cm deg 1 5382.08 54.29 74.00 -19.71 42.52 33.04 11.86 33.13 0.00 111 62 PEAK	Blank
Avg	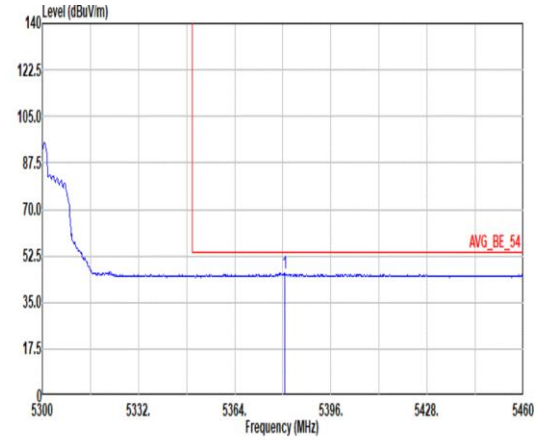 Site : 03CH12-HY Condition: AVG_BE_54 3m 9120D-02114-240711 HORIZONTAL : RBW:1000.000kHz VBW:2.200kHz SWT:Auto Limit Read Ant Cable Preamp Aux APos TPos Freq Level Line Margin Level Factor Loss Factor Factor Remark MHz dBuV/m dBuV/m dB dBuV dB/m dB dB dB cm deg 1 5380.64 46.08 54.00 -7.92 34.32 33.04 11.85 33.13 0.00 111 62 AVERAGE	Blank

Mode	25	
	Band Edge - L	
	U-NII-2A_5.25-5.35_802.11ax HE20_CH60_26/4 RU_5300MHz	
ANT	1	
Pol.	Vertical	Fundamental
Peak	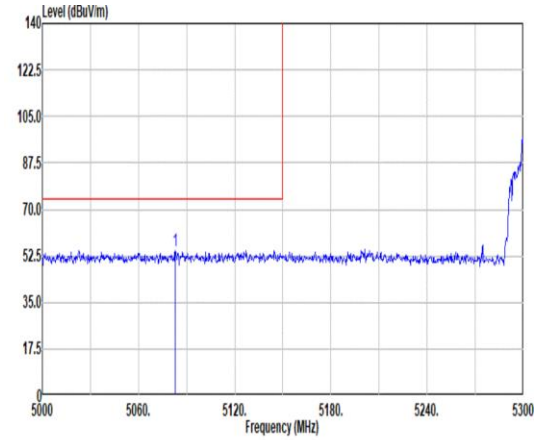 Site : 03CH12-HY Condition: PEAK_BE_74 3m 9120D-02114-240711 VERTICAL : RBW:1000.000kHz VBW:3000.000kHz SWT:Auto Freq Level Limit Line Margin Read Level Ant Factor Cable Loss Preamp Factor Aux Factor APos TPos Remark MHz dBuV/m dBuV/m dB dBuV dB/m dB dB dB cm deg 1 5083.10 54.41 74.00 -19.59 43.67 33.20 10.57 33.03 0.00 200 85 PEAK	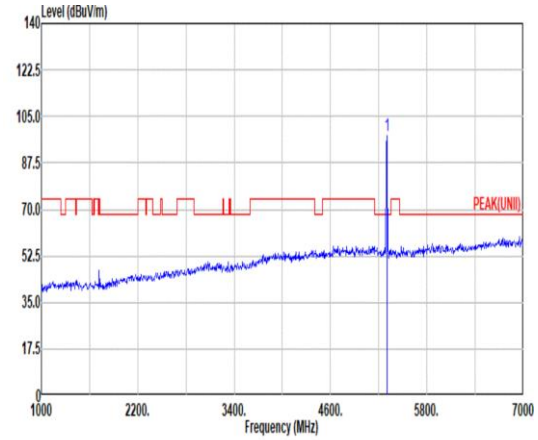 Site : 03CH12-HY Condition: PEAK(UNII) 3m 9120D-02114-240711 VERTICAL : RBW:1000.000kHz VBW:3000.000kHz SWT:Auto Freq Level Limit Line Margin Read Level Ant Factor Cable Loss Preamp Factor Aux Factor APos TPos Remark MHz dBuV/m dBuV/m dB dBuV dB/m dB dB dB cm deg 1 5300.00 97.93 ------ ------ 86.62 33.00 11.41 33.10 0.00 200 85 PEAK
Avg	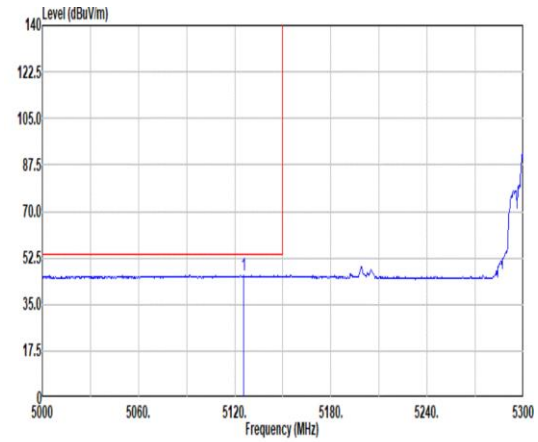 Site : 03CH12-HY Condition: AVG_BE_54 3m 9120D-02114-240711 VERTICAL : RBW:1000.000kHz VBW:2.200kHz SWT:Auto Freq Level Limit Line Margin Read Level Ant Factor Cable Loss Preamp Factor Aux Factor APos TPos Remark MHz dBuV/m dBuV/m dB dBuV dB/m dB dB dB cm deg 1 5125.40 46.07 54.00 -7.93 35.14 33.30 10.67 33.04 0.00 200 85 AVERAGE	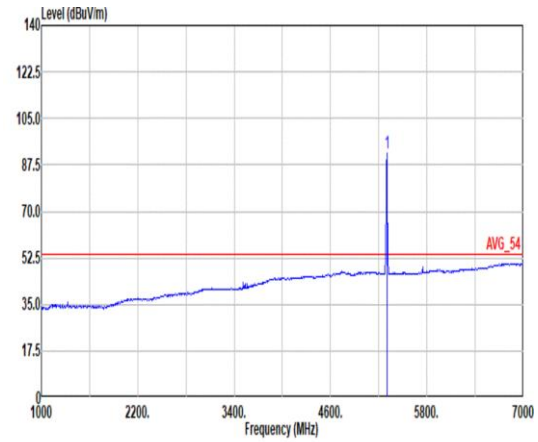 Site : 03CH12-HY Condition: AVG_54 3m 9120D-02114-240711 VERTICAL : RBW:1000.000kHz VBW:2.200kHz SWT:Auto Freq Level Limit Line Margin Read Level Ant Factor Cable Loss Preamp Factor Aux Factor APos TPos Remark MHz dBuV/m dBuV/m dB dBuV dB/m dB dB dB cm deg 1 5300.00 92.02 ------ ------ 80.71 33.00 11.41 33.10 0.00 200 85 AVERAGE

Mode	25	
	Band Edge - R	
	U-NII-2A_5.25-5.35_802.11ax HE20_CH60_26/4 RU_5300MHz	
ANT	1	
Pol.	Vertical	Fundamental
Peak	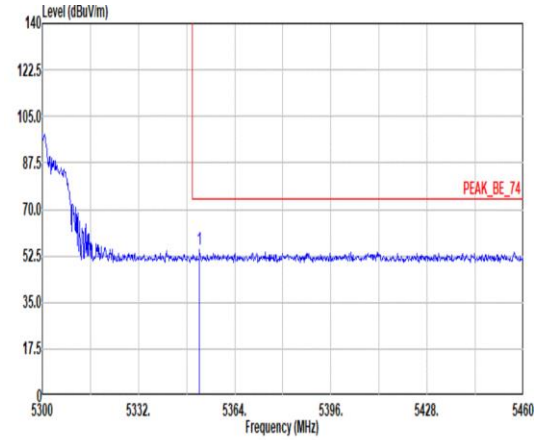 Site : 03CH12-HY Condition: PEAK_BE_74 3m 9120D-02114-240711 VERTICAL : RBW:1000.000kHz VBW:3000.000kHz SWT:Auto Freq Level Limit Line Margin Read Level Ant Factor Cable Loss Preamp Factor Aux Factor APos TPos Remark MHz dBuV/m dBuV/m dB dBuV dB/m dB dB dB cm deg 1 5352.32 54.93 74.00 -19.07 43.26 33.10 11.69 33.12 0.00 200 85 PEAK	Blank
Avg	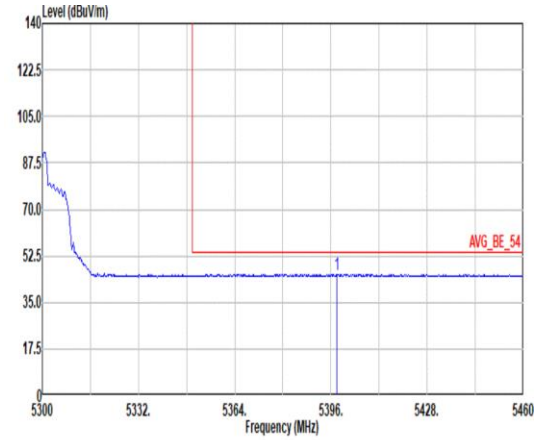 Site : 03CH12-HY Condition: AVG_BE_54 3m 9120D-02114-240711 VERTICAL : RBW:1000.000kHz VBW:2.200kHz SWT:Auto Freq Level Limit Line Margin Read Level Ant Factor Cable Loss Preamp Factor Aux Factor APos TPos Remark MHz dBuV/m dBuV/m dB dBuV dB/m dB dB dB cm deg 1 5397.92 45.60 54.00 -8.40 33.79 33.00 11.95 33.14 0.00 200 85 AVERAGE	Blank

Mode	25	
	Harmonic	
	U-NII-2A_5.25-5.35_802.11ax HE20_CH60_26/4 RU_5300MHz	
ANT	1	
Pol.	Horizontal	Vertical
Peak Avg	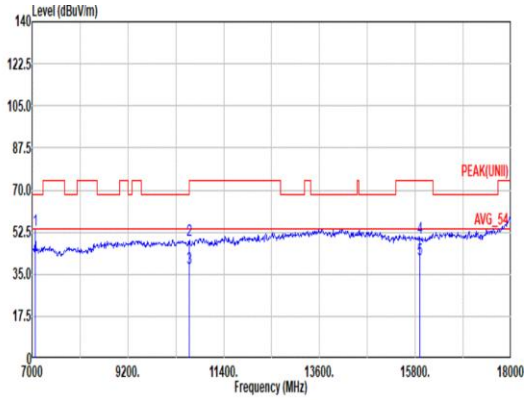 Site : 03CH12-HY Condition: PEAK(UNII) 3m 9120D-02114-240711 HORIZONTAL 		Freq	Level	Limit Line	Margin	Read Level	Ant Factor	Cable Loss	Preamp Factor	Aux Factor	APos	TPos	Remark
---	---	---	---	---	---	---	---	---	---	---	---	---
	MHz	dBuV/m	dBuV/m	dB	dBuV	dB/m	dB	dB	dB	cm	deg	
1	7066.00	53.41	68.20	-14.79	67.99	36.40	13.94	65.83	0.91	140	109	Peak
2	10600.00	48.89	74.00	-25.11	59.66	39.10	17.21	67.34	0.26	141	111	PEAK
3	10600.00	37.40	54.00	-16.60	48.17	39.10	17.21	67.34	0.26	141	111	Average
4	15900.00	49.93	74.00	-24.07	56.92	37.90	22.21	67.47	0.37	147	127	PEAK
5	15900.00	40.96	54.00	-13.04	47.95	37.90	22.21	67.47	0.37	147	127	Average		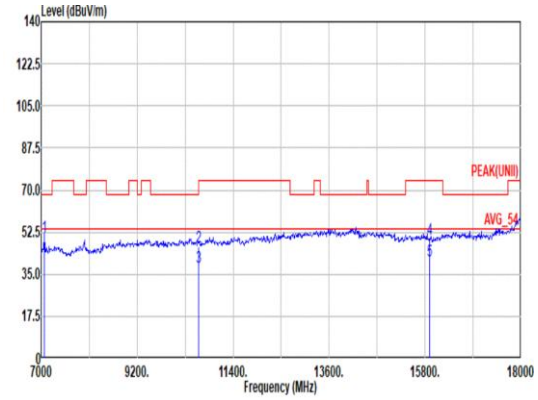 Site : 03CH12-HY Condition: PEAK(UNII) 3m 9120D-02114-240711 VERTICAL |	Freq	Level	Limit Line	Margin	Read Level	Ant Factor	Cable Loss	Preamp Factor	Aux Factor	APos	TPos	Remark
---	---	---	---	---	---	---	---	---	---	---	---	---
	MHz	dBuV/m	dBuV/m	dB	dBuV	dB/m	dB	dB	dB	cm	deg	
1	7066.00	50.51	68.20	-17.69	65.09	36.40	13.94	65.83	0.91	288	127	Peak
2	10600.00	46.45	74.00	-27.55	57.22	39.10	17.21	67.34	0.26	331	135	Peak
3	10600.00	37.95	54.00	-16.05	48.72	39.10	17.21	67.34	0.26	331	135	Average
4	15900.00	49.85	74.00	-24.15	56.84	37.90	22.21	67.47	0.37	311	133	PEAK
5	15900.00	40.78	54.00	-13.22	47.77	37.90	22.21	67.47	0.37	311	133	Average

Mode	25	
	Harmonic	
	U-NII-2A_5.25-5.35_802.11ax HE20_CH60_26/4 RU_5300MHz	
ANT	1	
Pol.	Horizontal	Vertical
14.47G ~14.5G Avg	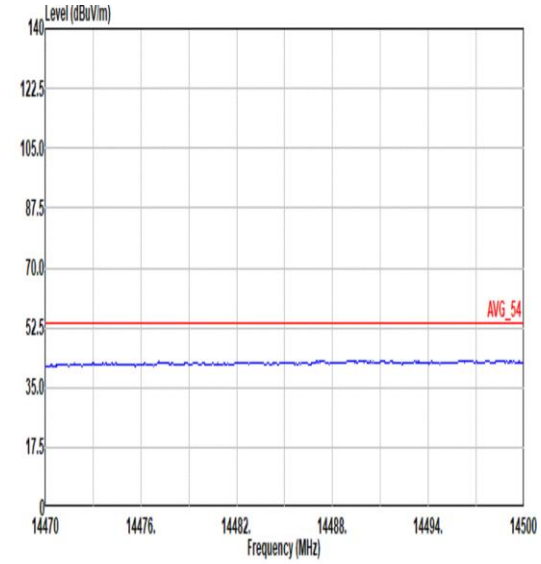 Site : 03CH12-HY Condition: AVG_54 3m 9120D-02114-240711 HORIZONTAL	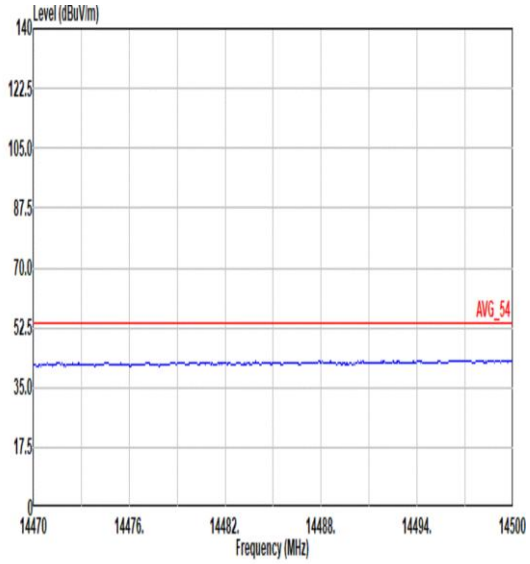 Site : 03CH12-HY Condition: AVG_54 3m 9120D-02114-240711 VERTICAL
17.7G ~18G Avg	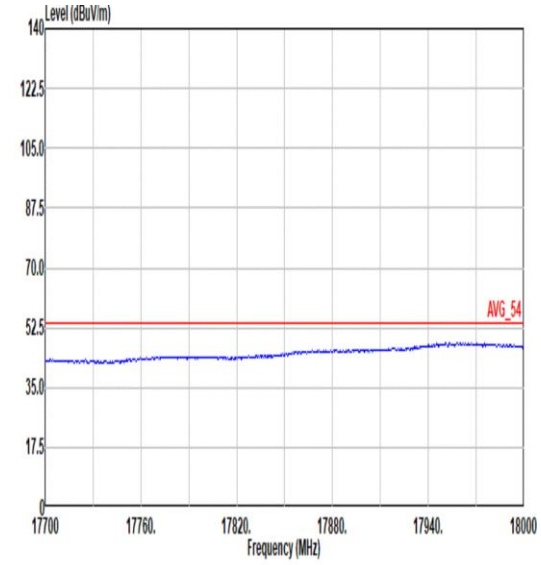 Site : 03CH12-HY Condition: AVG_54 3m 9120D-02114-240711 HORIZONTAL	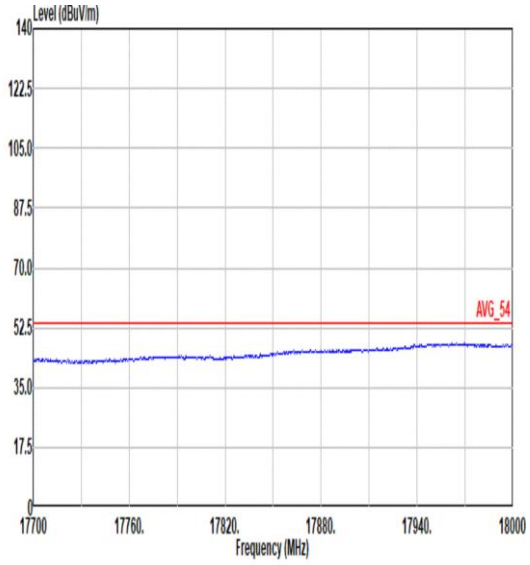 Site : 03CH12-HY Condition: AVG_54 3m 9120D-02114-240711 VERTICAL

Mode	26	
	Band Edge - L	
	U-NII-2A_5.25-5.35_802.11ax HE20_CH60_52/38 RU_5300MHz	
ANT	1	
Pol.	Horizontal	Fundamental
Peak	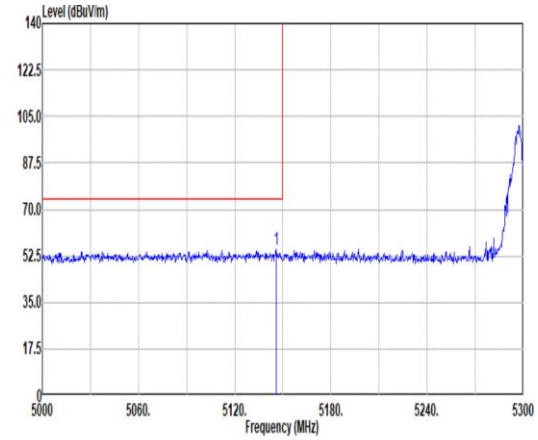 Site : 03CH12-HY Condition: PEAK_BE_74 3m 9120D-02114-240711 HORIZONTAL : RBW:1000.000kHz VBW:3000.000kHz SWT:Auto Freq Level Limit Line Margin Read Level Ant Factor Cable Loss Preamp Factor Aux Factor APos TPos Remark MHz dBuV/m dBuV/m dB dBuV dB/m dB dB dB cm deg 1 5145.80 55.16 74.00 -18.84 44.12 33.38 10.71 33.05 0.00 100 65 PEAK	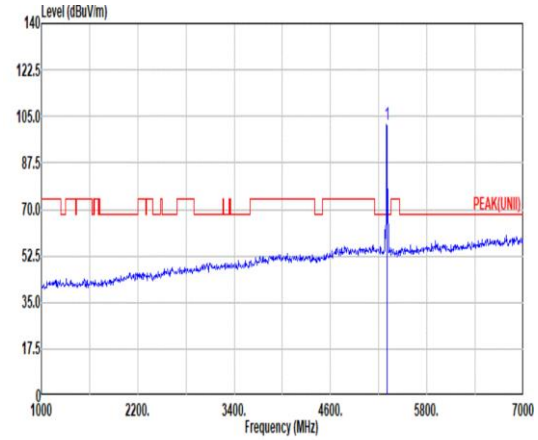 Site : 03CH12-HY Condition: PEAK(UNII) 3m 9120D-02114-240711 HORIZONTAL : RBW:1000.000kHz VBW:3000.000kHz SWT:Auto Freq Level Limit Line Margin Read Level Ant Factor Cable Loss Preamp Factor Aux Factor APos TPos Remark MHz dBuV/m dBuV/m dB dBuV dB/m dB dB dB cm deg 1 5300.00 101.94 ------ ------ 90.65 33.02 11.37 33.10 0.00 100 65 PEAK
Avg	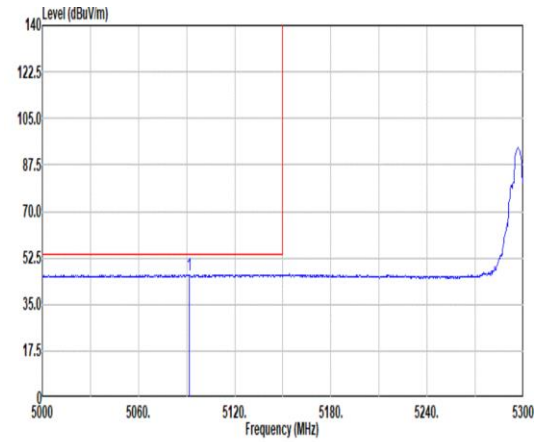 Site : 03CH12-HY Condition: AVG_BE_54 3m 9120D-02114-240711 HORIZONTAL : RBW:1000.000kHz VBW:2.400kHz SWT:Auto Freq Level Limit Line Margin Read Level Ant Factor Cable Loss Preamp Factor Aux Factor APos TPos Remark MHz dBuV/m dBuV/m dB dBuV dB/m dB dB dB cm deg 1 5091.80 46.16 54.00 -7.84 35.40 33.20 10.59 33.03 0.00 100 65 AVERAGE	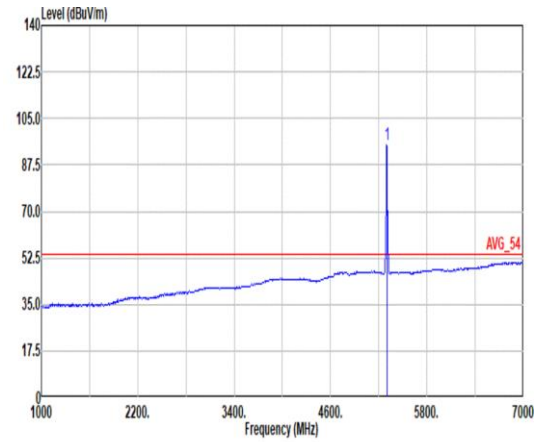 Site : 03CH12-HY Condition: AVG_54 3m 9120D-02114-240711 HORIZONTAL : RBW:1000.000kHz VBW:2.400kHz SWT:Auto Freq Level Limit Line Margin Read Level Ant Factor Cable Loss Preamp Factor Aux Factor APos TPos Remark MHz dBuV/m dBuV/m dB dBuV dB/m dB dB dB cm deg 1 5300.00 94.94 ------ ------ 83.65 33.02 11.37 33.10 0.00 100 65 AVERAGE

Mode	26	
	Band Edge - R	
	U-NII-2A_5.25-5.35_802.11ax HE20_CH60_52/38 RU_5300MHz	
ANT	1	
Pol.	Horizontal	Fundamental
Peak	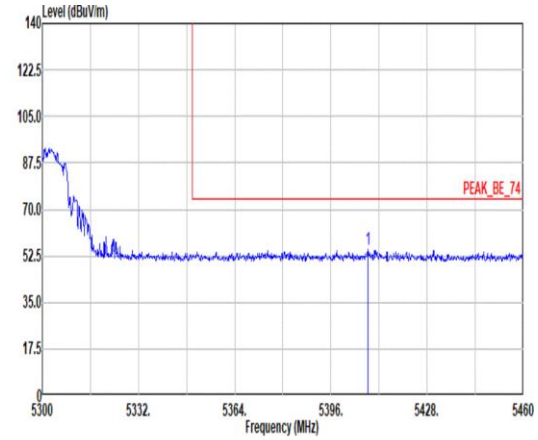 Site : 03CH12-HY Condition: PEAK_BE_74 3m 9120D-02114-240711 HORIZONTAL : RBW:1000.000kHz VBW:3000.000kHz SWT:Auto Limit Read Ant Cable Preamp Aux APos TPos Freq Level Line Margin Level Factor Loss Factor Factor Remark MHz dBuV/m dBuV/m dB dBuV dB/m dB dB dB cm deg 1 5408.32 54.90 74.00 -19.10 43.13 33.00 11.91 33.14 0.00 100 65 PEAK	Blank
Avg	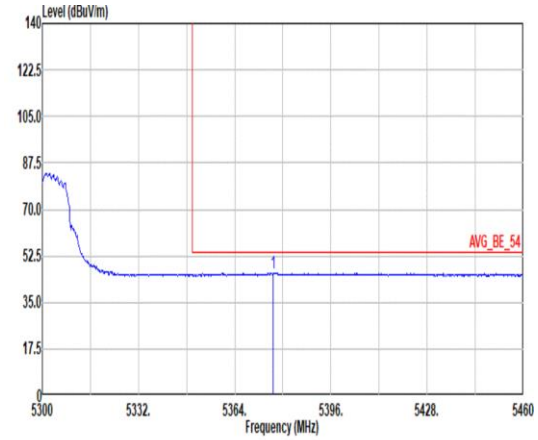 Site : 03CH12-HY Condition: AVG_BE_54 3m 9120D-02114-240711 HORIZONTAL : RBW:1000.000kHz VBW:2.400kHz SWT:Auto Limit Read Ant Cable Preamp Aux APos TPos Freq Level Line Margin Level Factor Loss Factor Factor Remark MHz dBuV/m dBuV/m dB dBuV dB/m dB dB dB cm deg 1 5376.80 46.16 54.00 -7.84 34.41 33.05 11.83 33.13 0.00 100 65 AVERAGE	Blank

Mode	26	
	Band Edge - L	
	U-NII-2A_5.25-5.35_802.11ax HE20_CH60_52/38 RU_5300MHz	
ANT	1	
Pol.	Vertical	Fundamental
Peak	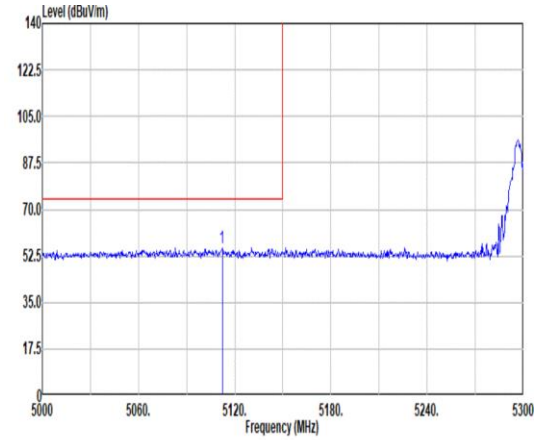 Site : 03CH12-HY Condition: PEAK_BE_74 3m 9120D-02114-240711 VERTICAL : RBW:1000.000kHz VBW:3000.000kHz SWT:Auto Freq Level Limit Line Margin Read Level Ant Factor Cable Loss Preamp Factor Aux Factor APos TPos Remark MHz dBuV/m dBuV/m dB dBuV dB/m dB dB dB cm deg 1 5112.20 55.47 74.00 -18.53 44.62 33.25 10.64 33.04 0.00 257 79 PEAK	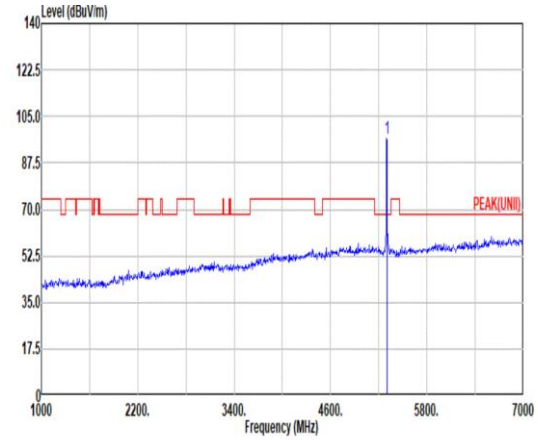 Site : 03CH12-HY Condition: PEAK(UNII) 3m 9120D-02114-240711 VERTICAL : RBW:1000.000kHz VBW:3000.000kHz SWT:Auto Freq Level Limit Line Margin Read Level Ant Factor Cable Loss Preamp Factor Aux Factor APos TPos Remark MHz dBuV/m dBuV/m dB dBuV dB/m dB dB dB cm deg 1 5300.00 96.76 ------ ------ 85.47 33.02 11.37 33.10 0.00 257 79 PEAK
Avg	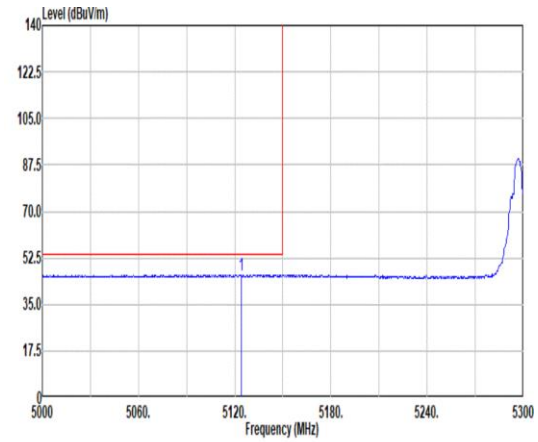 Site : 03CH12-HY Condition: AVG_BE_54 3m 9120D-02114-240711 VERTICAL : RBW:1000.000kHz VBW:2.400kHz SWT:Auto Freq Level Limit Line Margin Read Level Ant Factor Cable Loss Preamp Factor Aux Factor APos TPos Remark MHz dBuV/m dBuV/m dB dBuV dB/m dB dB dB cm deg 1 5124.20 46.22 54.00 -7.78 35.30 33.30 10.66 33.04 0.00 257 79 AVERAGE	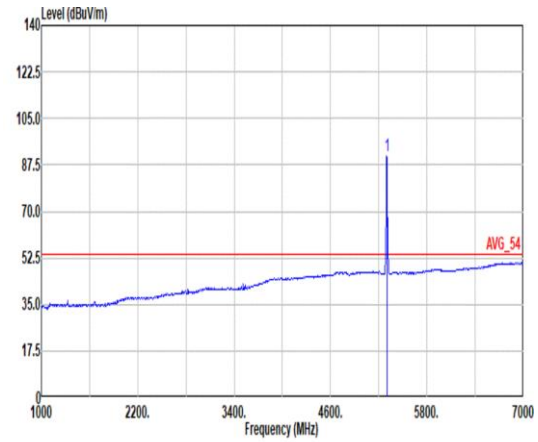 Site : 03CH12-HY Condition: AVG_54 3m 9120D-02114-240711 VERTICAL : RBW:1000.000kHz VBW:2.400kHz SWT:Auto Freq Level Limit Line Margin Read Level Ant Factor Cable Loss Preamp Factor Aux Factor APos TPos Remark MHz dBuV/m dBuV/m dB dBuV dB/m dB dB dB cm deg 1 5300.00 91.00 ------ ------ 79.71 33.02 11.37 33.10 0.00 257 79 AVERAGE

Mode	26	
	Band Edge - R	
	U-NII-2A_5.25-5.35_802.11ax HE20_CH60_52/38 RU_5300MHz	
ANT	1	
Pol.	Vertical	Fundamental
Peak	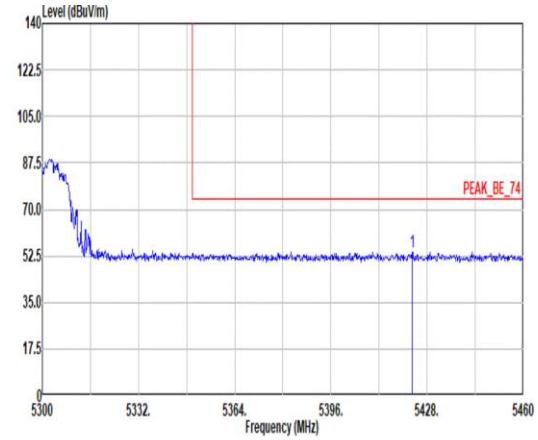 Site : 03CH12-HY Condition: PEAK_BE_74 3m 9120D-02114-240711 VERTICAL : RBW:1000.000kHz VBW:3000.000kHz SWT:Auto Limit Read Ant Cable Preamp Aux APos TPos Freq Level Line Margin Level Factor Loss Factor Factor Remark MHz dBuV/m dBuV/m dB dBuV dB/m dB dB dB cm deg 1 5423.04 54.08 74.00 -19.92 42.39 33.00 11.83 33.14 0.00 257 79 PEAK	Blank
Avg	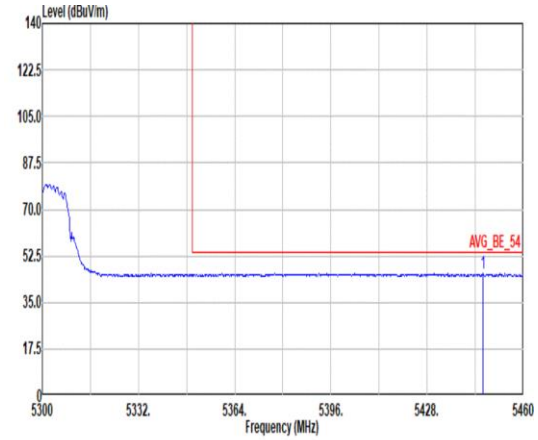 Site : 03CH12-HY Condition: AVG_BE_54 3m 9120D-02114-240711 VERTICAL : RBW:1000.000kHz VBW:2.400kHz SWT:Auto Limit Read Ant Cable Preamp Aux APos TPos Freq Level Line Margin Level Factor Loss Factor Factor Remark MHz dBuV/m dBuV/m dB dBuV dB/m dB dB dB cm deg 1 5446.56 46.01 54.00 -7.99 34.46 33.00 11.70 33.15 0.00 257 79 AVERAGE	Blank

Mode	26	
	Harmonic	
	U-NII-2A_5.25-5.35_802.11ax HE20_CH60_52/38 RU_5300MHz	
ANT	1	
Pol.	Horizontal	Vertical
Peak Avg	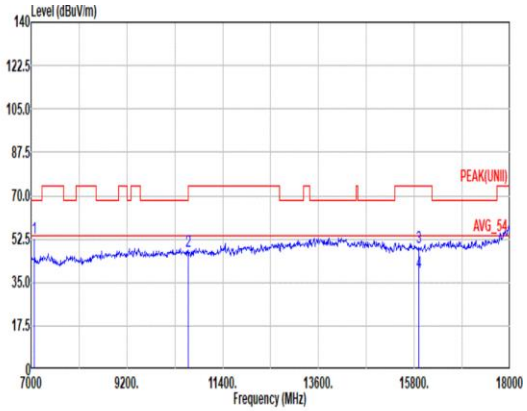 Site : 03CH12-HY Condition: PEAK(UNII) 3m 9120D-02114-240711 HORIZONTAL 		Freq	Level	Limit Line	Margin	Read Level	Ant Factor	Cable Loss	Preamp Factor	Aux Factor	APos	TPos	Remark
---	---	---	---	---	---	---	---	---	---	---	---	---
	MHz	dBuV/m	dBuV/m	dB	dBuV	dB/m	dB	dB	dB	cm	deg	
1	7066.00	52.69	68.20	-15.51	67.27	36.40	13.94	65.83	0.91	390	289	Peak
2	10600.00	47.78	74.00	-26.22	58.55	39.10	17.21	67.34	0.26	--	--	Peak
3	15900.00	49.13	74.00	-24.87	56.12	37.90	22.21	67.47	0.37	203	230	PEAK
4	15900.00	39.26	54.00	-14.74	46.25	37.90	22.21	67.47	0.37	203	230	Average | |	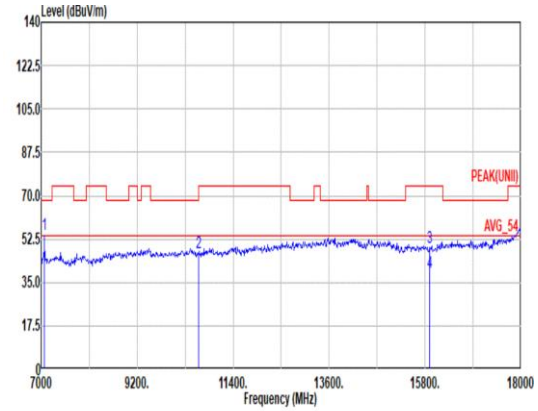 Site : 03CH12-HY Condition: PEAK(UNII) 3m 9120D-02114-240711 VERTICAL |	Freq	Level	Limit Line	Margin	Read Level	Ant Factor	Cable Loss	Preamp Factor	Aux Factor	APos	TPos	Remark
---	---	---	---	---	---	---	---	---	---	---	---	---
	MHz	dBuV/m	dBuV/m	dB	dBuV	dB/m	dB	dB	dB	cm	deg	
1	7066.00	54.39	68.20	-13.81	68.97	36.40	13.94	65.83	0.91	100	265	Peak
2	10600.00	47.02	74.00	-26.98	57.79	39.10	17.21	67.34	0.26	--	--	PEAK
3	15900.00	48.89	74.00	-25.11	55.88	37.90	22.21	67.47	0.37	100	283	PEAK
4	15900.00	38.96	54.00	-15.04	45.95	37.90	22.21	67.47	0.37	100	283	Average	 |