



## 8. SETUP PHOTOS


### RADIATED AND POWERLINE CONDUCTED EMISSIONS MEASUREMENT SETUP FOR CHARGING MODE (CONFIGURATION 1)




RADIATED FRONT PHOTO (BELOW 1 GHz)



RADIATED BACK PHOTO (BELOW 1 GHz)



LINE CONDUCTED FRONT PHOTO




LINE CONDUCTED SIDE VIEW PHOTO

**RADIATED AND POWERLINE CONDUCTED EMISSIONS MEASUREMENT SETUP FOR CHARGING  
MODE (CONFIGURATION 2)**




**RADIATED FRONT PHOTO (BELOW 1 GHz)**



**RADIATED BACK PHOTO (BELOW 1 GHz)**



**LINE CONDUCTED FRONT PHOTO**



**LINE CONDUCTED SIDE VIEW PHOTO**

**END OF REPORT**