

110mm

80mm

80mm

80mm

80mm

PS4 WIRELESS ADAPTER

MARINE

USER GUIDE

Easy operation

ver.EN-CHT-1910

Product Introduction

MARINE enables your PS4 controllers to be used on PS4,PS3,Switch,Android,Mac/iOS and PC. MARINE also supports Turbo and Remap function with 4 additional paddles, which can be completely customized. And it is suggested that a fully charged 18650 lithium battery be installed before playing.

2

Battery Cover

Controller Connector

Lock

Paddle

Paddle(S)

Battery Latch

18650 Battery

Paddle x2

Paddle(s) x2

3

Micro USB

Knob

LED

Audio Jack

Reset Hole

Mode Switching

Switch mode

Power Off

PC

Android

Mac / iOS

Backup

Firmware Upgrade

Power Off

Brook Key

Nintendo Switch

Play Station 3

Play Station 4

4

Status LED

More about LED signal :

No light:

MARINE is in sleep mode.

Red Light:

Low battery, you can replace the battery or plug for charging. Charging and playing simultaneously is supported.

Orange Flashing Light:

When Knob is charging in Power Off mode, LED displays orange flashing light. When the power if full, it displays green light.

Note:

1. The Remap Setting in each Mode will be memo-rized. For example: you make a Remap Setting in PS4 mode, then switch to NS Mode. The next time you switch back to PS4 mode, the Remap Setting in PS4 mode still remains.

2. The default currently of Backup Mode has no function, it is reserved for possible future product upgrades.

5

How to install MARINE

1. Use the attached Lock Tool to loosen the cover of the lower edge of MARINE

2. Attach the lock cover to PS4 Controller.

3. Place MARINE carefully into PS4 controller.

6

4. Sit the lock cover to MARINE, don't forget to relock it.

Replace the battery and paddles

1. Press and hold the battery latches on both sides of the MARINE to open the battery cover.

2. Place the fully charged 18650 lithium battery. Be sure to confirm that the battery is in the correct direction.

3. Insert or remove the paddles according to your requirement.

4. Relock the battery cover.

Note:

This product has 2 versions, "Battery version" and "Non Battery version". When you choose to purchase MARINE with "Battery version", it includes a 3350mAh 18650 Lithium Battery, which takes 4 hours to be fully charged and 8 hours continuous use. However, if you purchase the "Non Battery version", please remember to purchase a 18650 Lithium Battery.

7

Firmware Upgrade

BROOK always provides the complete user manual, product information, demonstration film and latest firmware version. Please visit the official website to confirm:

Firmware update

User Guide

Enter Brook's website or scan the QR code for User Guide with multi-languages and the latest information

User Guide

About MARINE

Product information and demonstration film

information

8

FCC Statement:

This device complies with part 15 of the FCC Rules. Operation is subject to the following two conditions:

(1) This device may not cause harmful interference, and

(2) this device must accept any interference received, including interference that may cause undesired operation.

NOTE

This equipment has been tested and found to comply with the limits for a Class B digital device, pursuant to part 15 of the FCC Rules. These limits are designed to provide reasonable protection against harmful interference in a residential installation.

This equipment generates, uses and can radiate radio frequency energy and, if not installed and used in accordance with the instructions, may cause harmful interference to radio communications. However, there is no guarantee that interference will not occur in a particular installation.

9

If this equipment does cause harmful interference to radio or television reception, which can be determined by turning the equipment off and on, the user is encouraged to try to correct the interference by one or more of the following measures:

—Reorient or relocate the receiving antenna.

—Increase the separation between the equipment and receiver.

—Connect the equipment into an outlet on a circuit different from that to which the receiver is connected.

—Consult the dealer or an experienced radio/TV technician for help.

Changes or modifications not expressly approved by the party responsible for compliance could void the user's authority to operate the equipment.

Label: Brook P/N: ZPMN02C

CCXXxxLPyyZzW

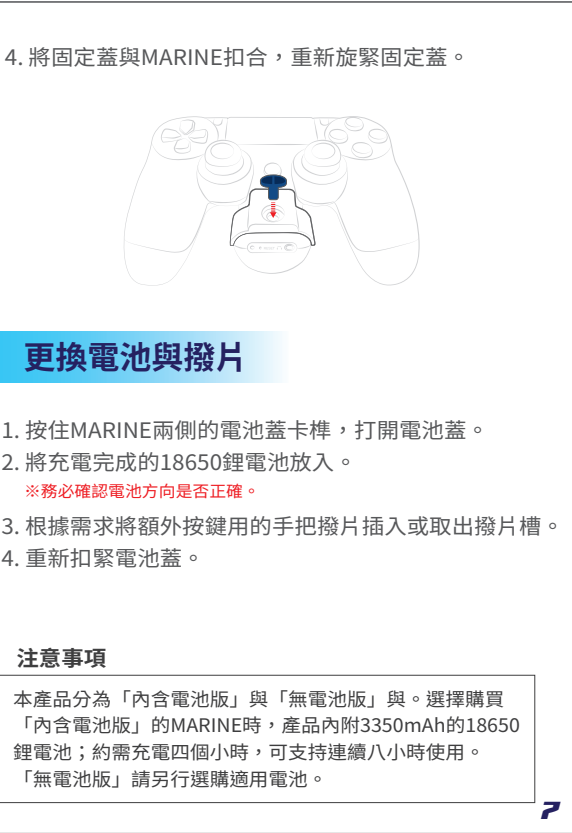
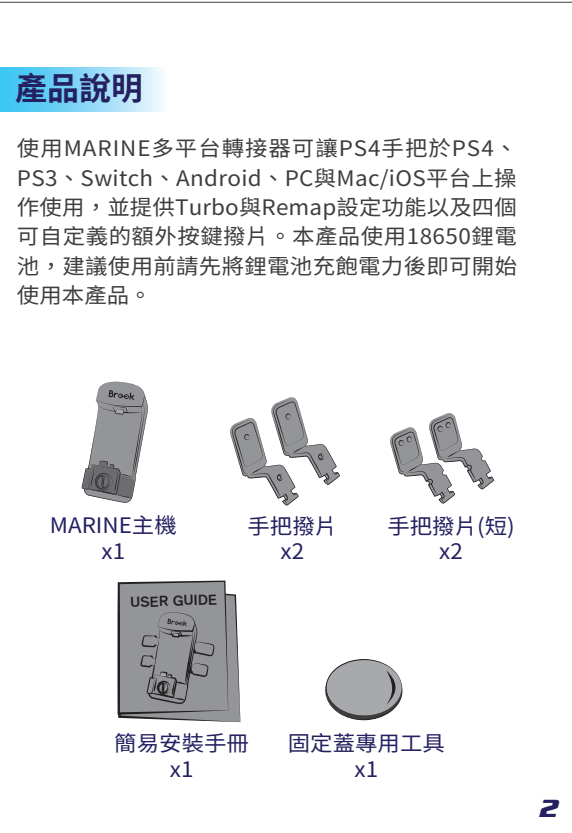
FCC ID 2ADKMN009

10

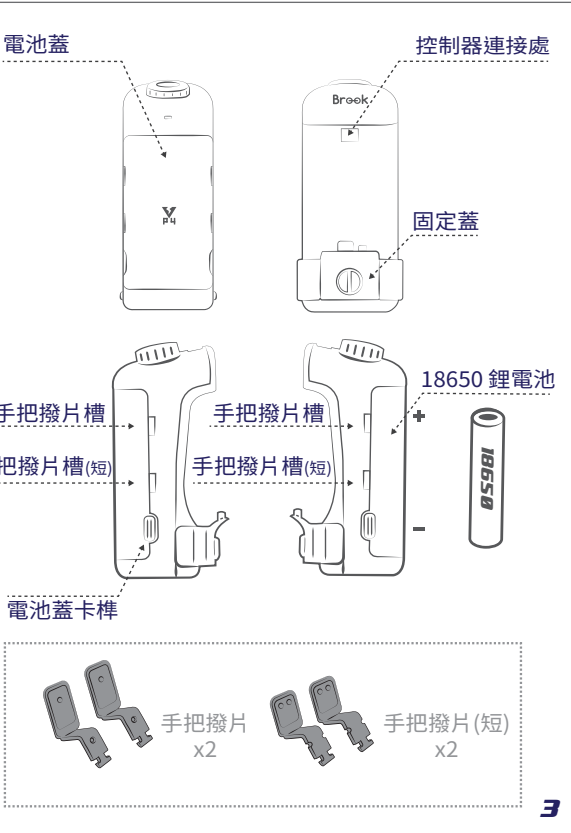
110mm



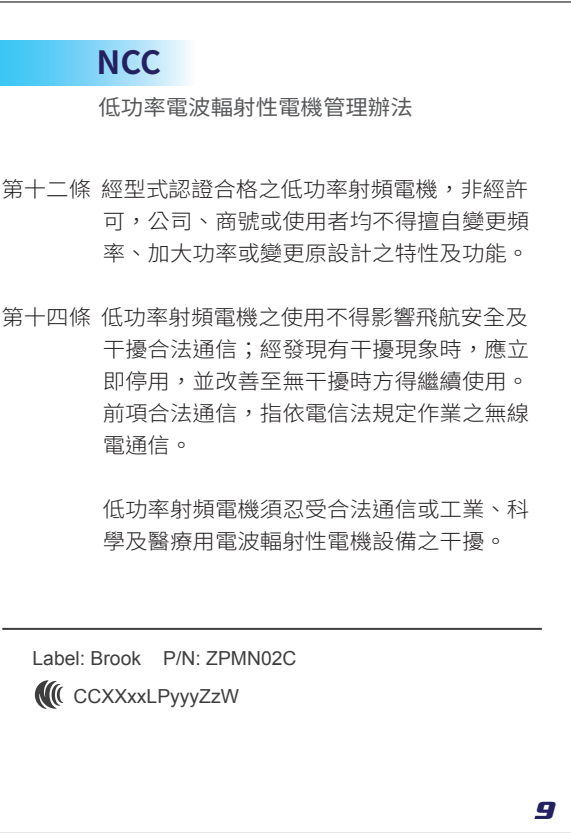
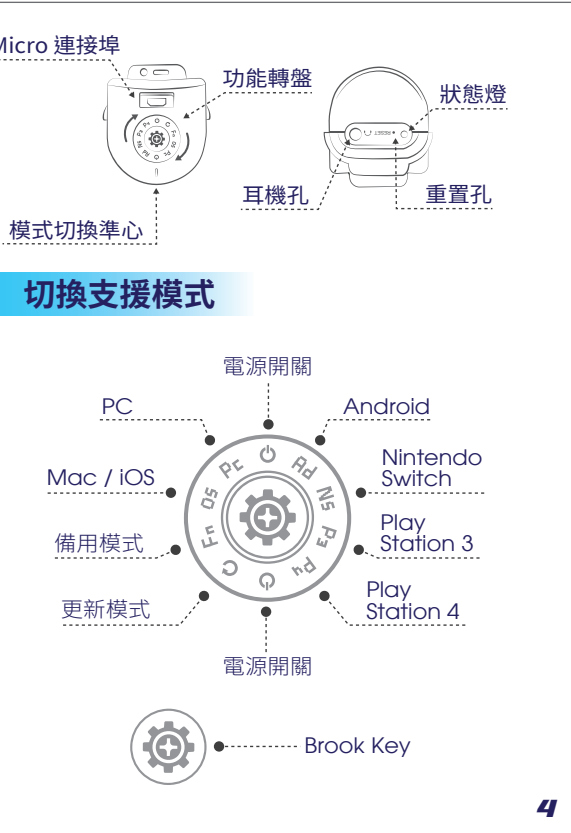
110mm



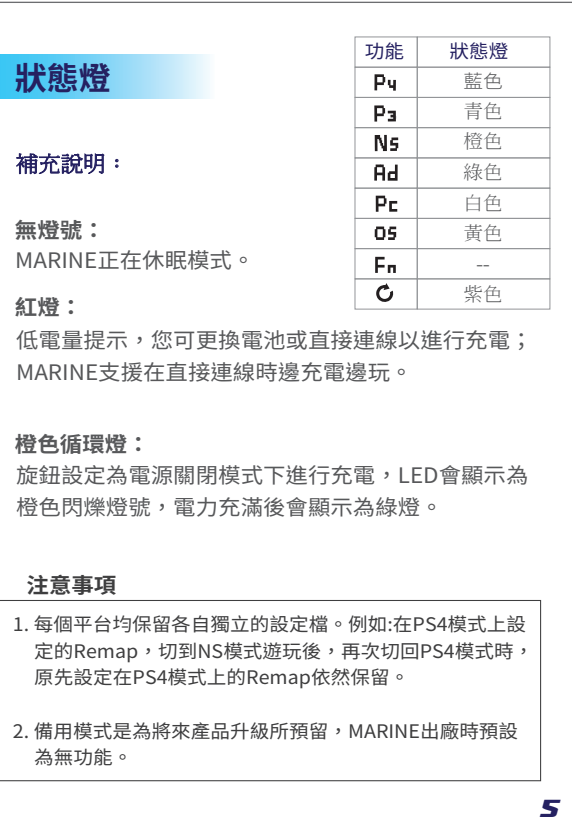
7



8



9



10