Mode	23	
	Band Edge - R	
	U-NII-2C_5.47-5.725_802.11n HT40_CH102_5510MHz	
Pol.	Vertical	Fundamental
Peak	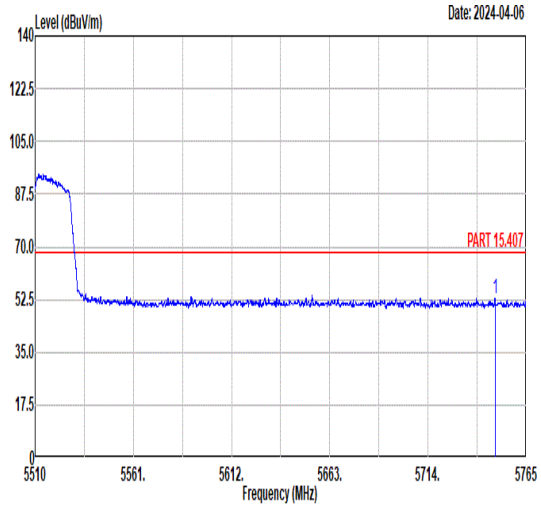 Freq Level Limit Line Margin (dB) Read Level Ant Factor Cable Loss Preamp Factor APos TPos Remark MHz dBuV/m dBuV/m dBuV dB/m dB dB cm deg 1 5748.83 52.66 68.30 -15.64 38.27 35.15 11.64 32.40 389 286 PEAK	Blank

Mode	24	
	Band Edge - L	
	U-NII-2C_5.47-5.725_802.11n HT40_CH134_5670MHz	
Pol.	Horizontal	Fundamental
Peak	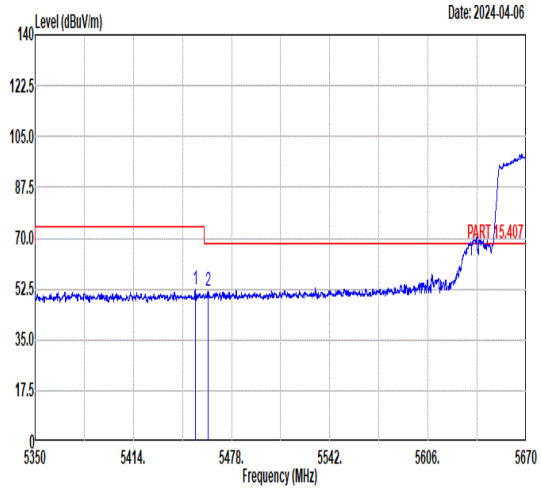 Freq Level Limit Line Margin (dB) Read Level Ant Factor Cable Loss Preamp Factor APos TPos Remark MHz dBuV/m dBuV/m dBuV dB/m dB dB cm deg 1 5454.19 52.29 74.00 -21.71 38.54 34.81 11.10 32.16 222 41 PEAK 2 5462.51 52.00 68.30 -16.30 38.23 34.81 11.13 32.17 222 41 PEAK	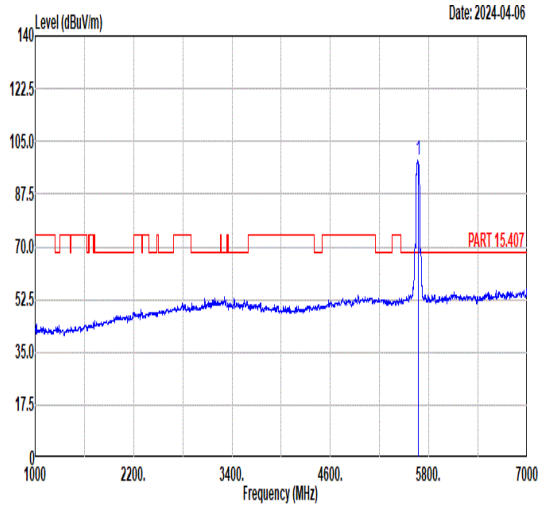 Freq Level Limit Line Margin (dB) Read Level Ant Factor Cable Loss Preamp Factor APos TPos Remark MHz dBuV/m dBuV/m dBuV dB/m dB dB cm deg 1 5670.00 98.61 ------ ------ 84.24 35.03 11.68 32.34 222 41 PEAK
Avg	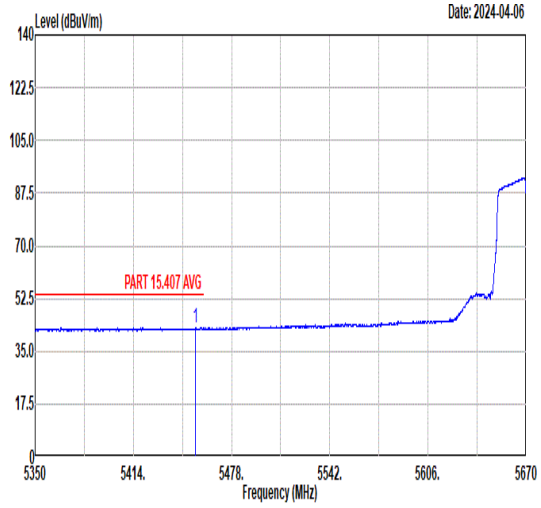 Freq Level Limit Line Margin (dB) Read Level Ant Factor Cable Loss Preamp Factor APos TPos Remark MHz dBuV/m dBuV/m dBuV dB/m dB dB cm deg 1 5454.51 43.04 54.00 -10.96 29.29 34.81 11.10 32.16 222 41 AVERAGE	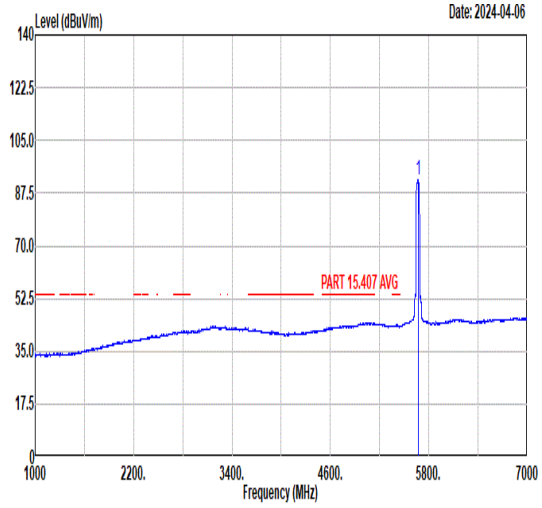 Freq Level Limit Line Margin (dB) Read Level Ant Factor Cable Loss Preamp Factor APos TPos Remark MHz dBuV/m dBuV/m dBuV dB/m dB dB cm deg 1 5670.00 92.12 ------ ------ 77.75 35.03 11.68 32.34 222 41 AVERAGE

Mode	24	
	Band Edge - R	
	U-NII-2C_5.47-5.725_802.11n HT40_CH134_5670MHz	
Pol.	Horizontal	Fundamental
Peak	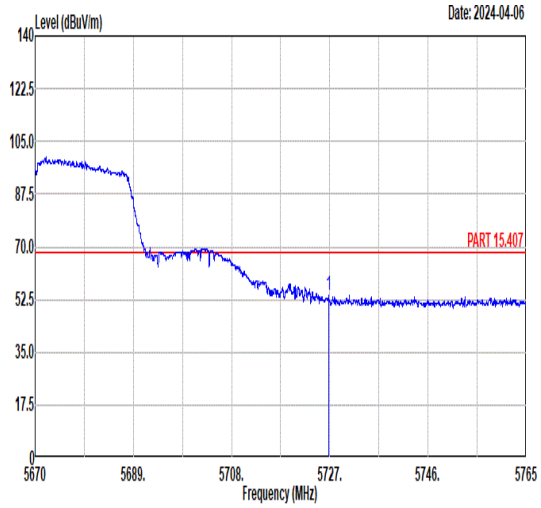 Freq Level Limit Line Margin (dB) Read Level Ant Factor Cable Loss Preamp Factor APos TPos Remark MHz dBuV/m dBuV/m dBuV dB/m dB dB cm deg 1 5726.77 54.12 68.30 -14.18 39.74 35.12 11.65 32.39 222 41 PEAK	Blank

Mode	24	
	Band Edge - L	
	U-NII-2C_5.47-5.725_802.11n HT40_CH134_5670MHz	
Pol.	Vertical	Fundamental
Peak	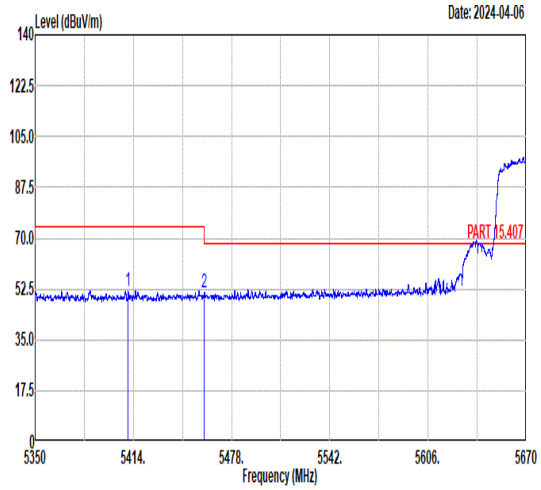 Freq Level Limit Line Margin (dB) Read Level Ant Factor Cable Loss Preamp Factor APos TPos Remark MHz dBuV/m dBuV/m dBuV dB/m dB dB cm deg 1 5410.64 51.97 74.00 -22.03 38.33 34.82 10.92 32.10 381 89 PEAK 2 5460.27 50.99 68.30 -17.31 37.23 34.81 11.12 32.17 381 89 PEAK	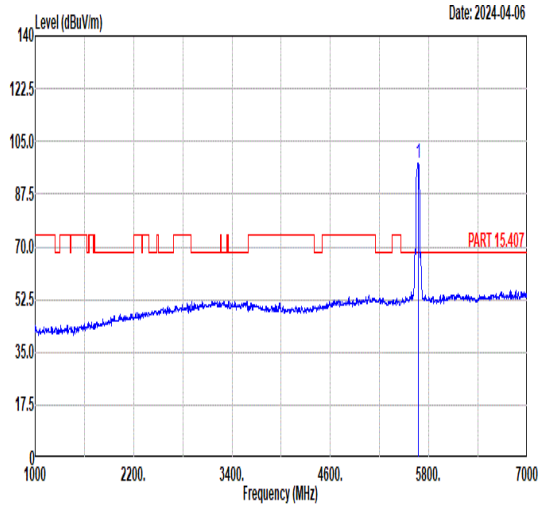 Freq Level Limit Line Margin (dB) Read Level Ant Factor Cable Loss Preamp Factor APos TPos Remark MHz dBuV/m dBuV/m dBuV dB/m dB dB cm deg 1 5670.00 97.53 ------ ------ 83.15 35.04 11.68 32.34 381 89 PEAK
Avg	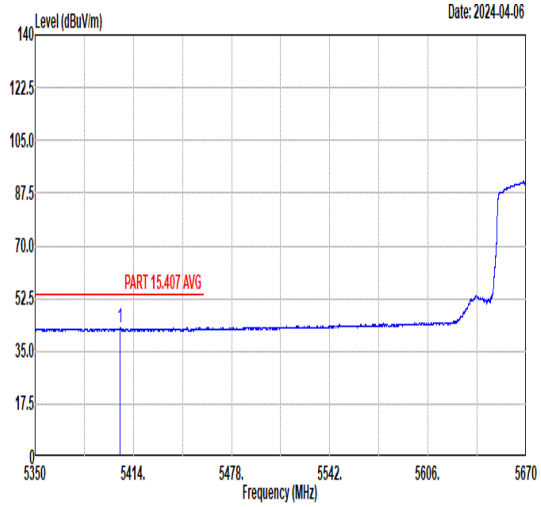 Freq Level Limit Line Margin (dB) Read Level Ant Factor Cable Loss Preamp Factor APos TPos Remark MHz dBuV/m dBuV/m dBuV dB/m dB dB cm deg 1 5405.52 42.87 54.00 -11.13 29.25 34.82 10.90 32.10 381 89 AVERAGE	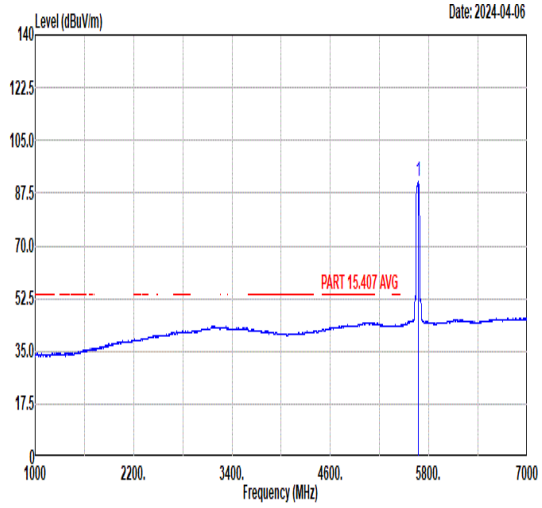 Freq Level Limit Line Margin (dB) Read Level Ant Factor Cable Loss Preamp Factor APos TPos Remark MHz dBuV/m dBuV/m dBuV dB/m dB dB cm deg 1 5670.00 91.19 ------ ------ 76.81 35.04 11.68 32.34 381 89 AVERAGE

Mode	24	
	Band Edge - R	
	U-NII-2C_5.47-5.725_802.11n HT40_CH134_5670MHz	
Pol.	Vertical	Fundamental
Peak	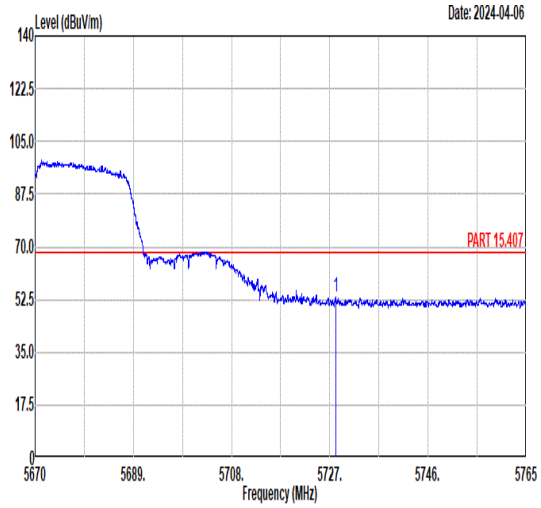 Freq Level Limit Line Margin (dB) Read Level Ant Factor Cable Loss Preamp Factor APos TPos Remark MHz dBuV/m dBuV/m dBuV dB/m dB dB cm deg 1 5728.10 53.17 68.30 -15.13 38.79 35.12 11.65 32.39 381 89 PEAK	Blank

Mode	25	
	Band Edge - L	
	U-NII-1_5.15-5.25_802.11ac VHT80_CH42_5210MHz	
Pol.	Horizontal	Fundamental
Peak	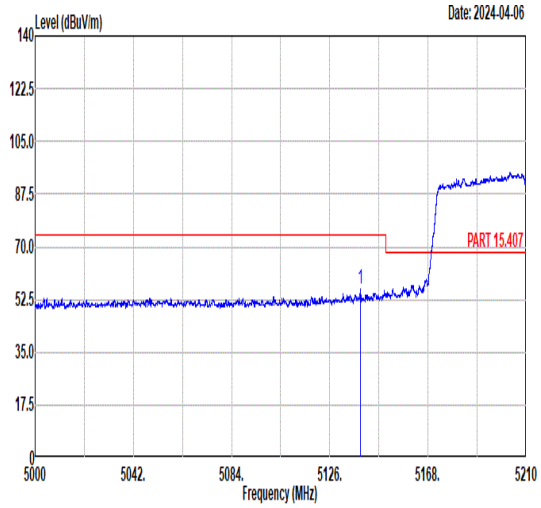 Freq Level Limit Line Margin (dB) Read Level Ant Factor Cable Loss Preamp Factor APos TPos Remark 1 5139.15 56.16 74.00 -17.84 41.97 34.87 11.09 31.77 232 45 PEAK	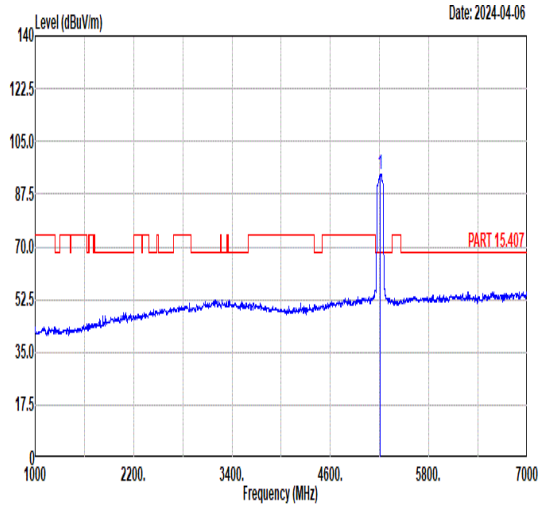 Freq Level Limit Line Margin (dB) Read Level Ant Factor Cable Loss Preamp Factor APos TPos Remark 1 5210.00 93.99 ------ ------ 79.96 34.86 11.04 31.87 232 45 PEAK
Avg	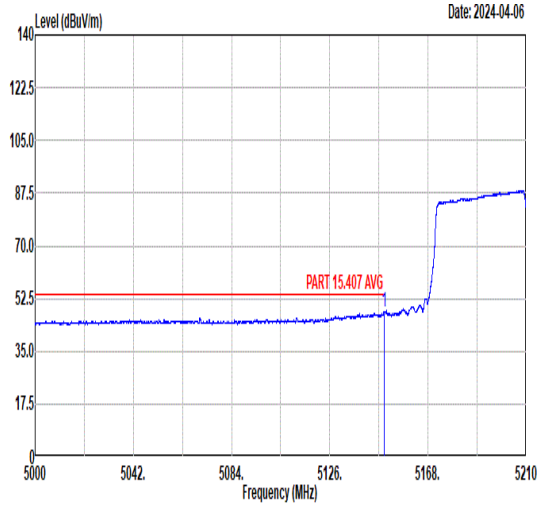 Freq Level Limit Line Margin (dB) Read Level Ant Factor Cable Loss Preamp Factor APos TPos Remark 1 5149.44 48.09 54.00 -5.91 33.91 34.87 11.09 31.78 232 45 AVERAGE	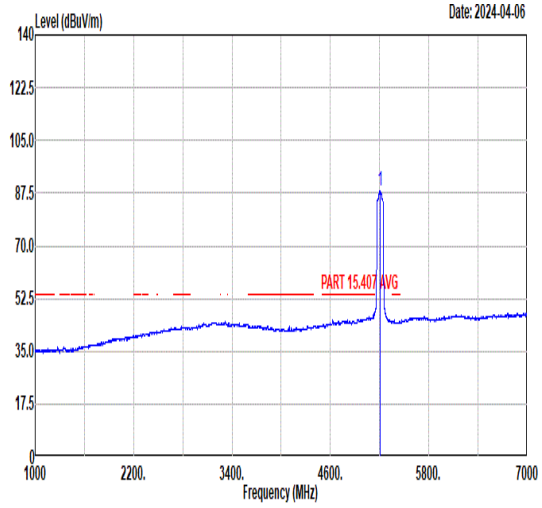 Freq Level Limit Line Margin (dB) Read Level Ant Factor Cable Loss Preamp Factor APos TPos Remark 1 5210.00 88.38 ------ ------ 74.32 34.86 11.05 31.85 232 45 AVERAGE

Mode	25	
	Band Edge - R	
	U-NII-1_5.15-5.25_802.11ac VHT80_CH42_5210MHz	
Pol.	Horizontal	Fundamental
Peak	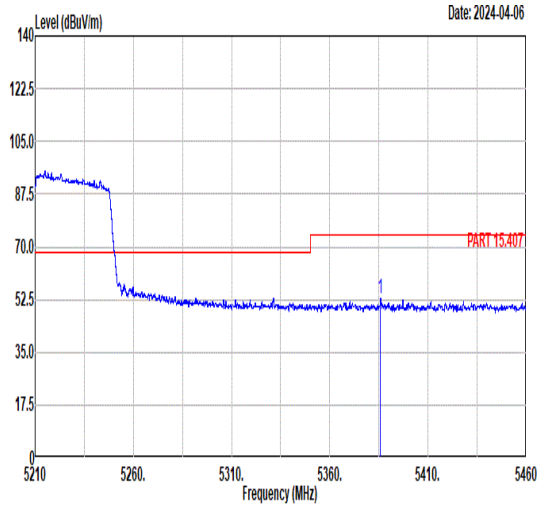 Freq Level Limit Line Margin (dB) Read Level Ant Factor Cable Loss Preamp Factor APos TPos Remark MHz dBuV/m dBuV/m dBuV dB/m dB dB cm deg 1 5385.88 52.67 74.00 -21.33 39.00 34.82 10.92 32.07 232 45 PEAK	Blank
Avg	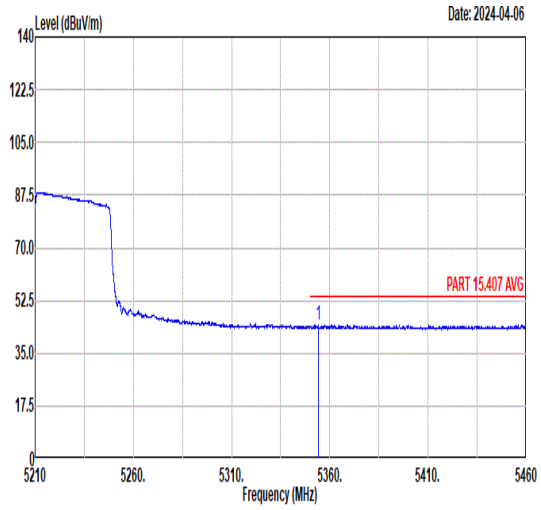 Freq Level Limit Line Margin (dB) Read Level Ant Factor Cable Loss Preamp Factor APos TPos Remark MHz dBuV/m dBuV/m dBuV dB/m dB dB cm deg 1 5354.15 44.41 54.00 -9.59 30.67 34.83 10.94 32.03 232 45 AVERAGE	Blank

Mode	25	
	Band Edge - L	
	U-NII-1_5.15-5.25_802.11ac VHT80_CH42_5210MHz	
Pol.	Vertical	Fundamental
Peak	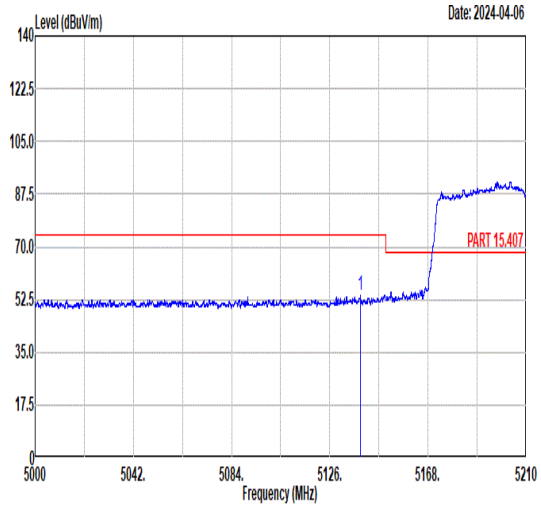 Freq Level Limit Line Margin (dB) Read Level Ant Factor Cable Loss Preamp Factor APos TPos Remark 1 5139.15 54.06 74.00 -19.94 39.87 34.87 11.09 31.77 330 92 PEAK	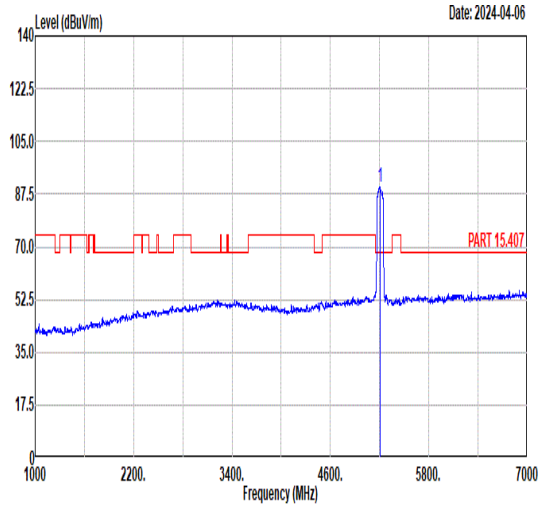 Freq Level Limit Line Margin (dB) Read Level Ant Factor Cable Loss Preamp Factor APos TPos Remark 1 5210.00 90.07 ------ ------ 75.99 34.86 11.06 31.84 330 92 PEAK
Avg	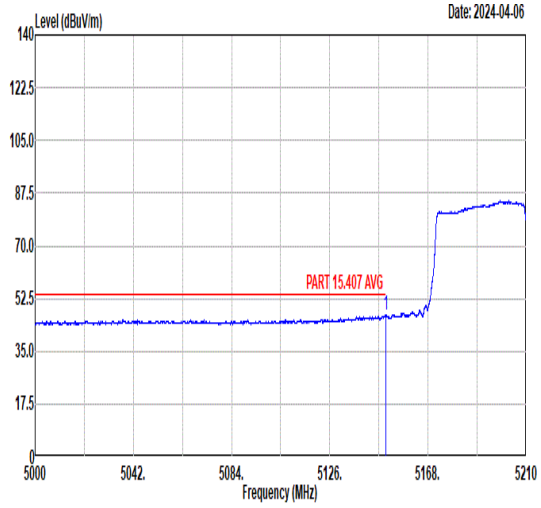 Freq Level Limit Line Margin (dB) Read Level Ant Factor Cable Loss Preamp Factor APos TPos Remark 1 5149.98 47.17 54.00 -6.83 33.00 34.87 11.08 31.78 330 92 AVERAGE	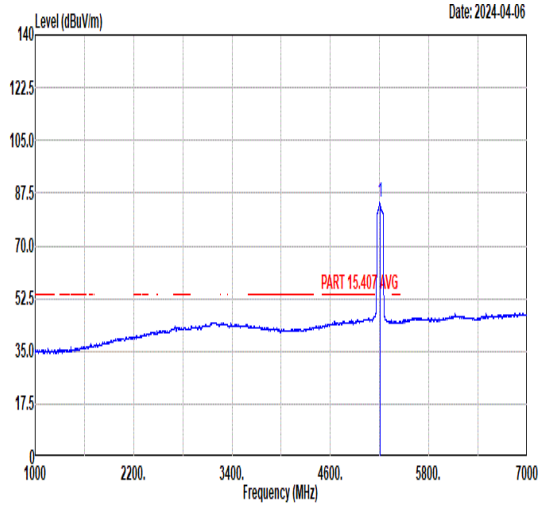 Freq Level Limit Line Margin (dB) Read Level Ant Factor Cable Loss Preamp Factor APos TPos Remark 1 5210.00 84.33 ------ ------ 70.25 34.86 11.06 31.84 330 92 AVERAGE

Mode	25	
	Band Edge - R	
	U-NII-1_5.15-5.25_802.11ac VHT80_CH42_5210MHz	
Pol.	Vertical	Fundamental
Peak	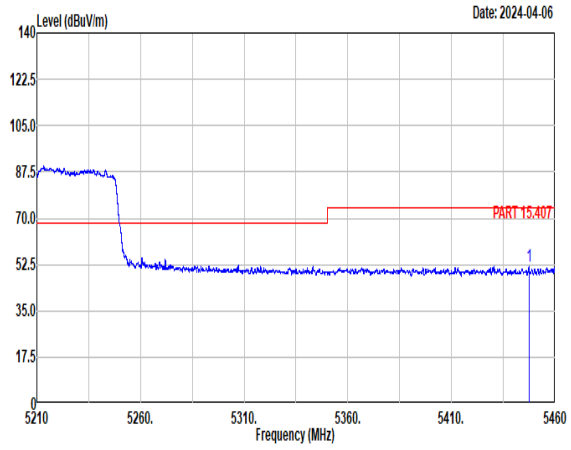 Freq Level Limit Line Margin (dB) Read Level Ant Factor Cable Loss Preamp Factor APos TPos Remark MHz dBuV/m dBuV/m dBuV dB/m dB dB cm deg 1 5447.38 51.73 74.00 -22.27 38.00 34.81 11.07 32.15 330 92 PEAK	Blank
Avg	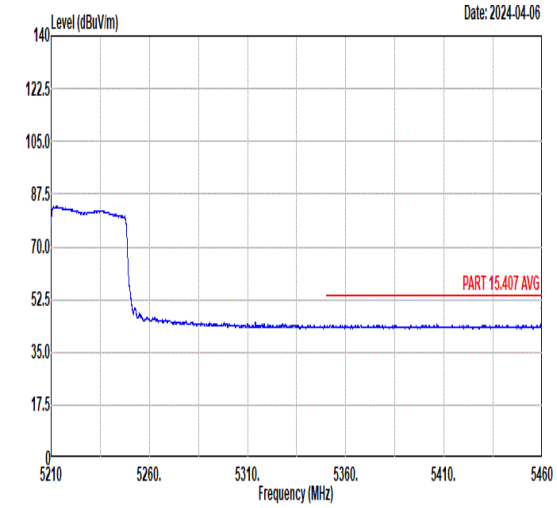 Freq Level Limit Line Margin (dB) Read Level Ant Factor Cable Loss Preamp Factor APos TPos Remark MHz dBuV/m dBuV/m dBuV dB/m dB dB cm deg 1 5459.88 44.37 54.00 -9.63 30.61 34.81 11.12 32.17 330 92 AVERAGE	Blank

Mode	26	
	Band Edge - L	
	U-NII-2A_5.25-5.35_802.11ac VHT80_CH58_5290MHz	
Pol.	Horizontal	Fundamental
Peak	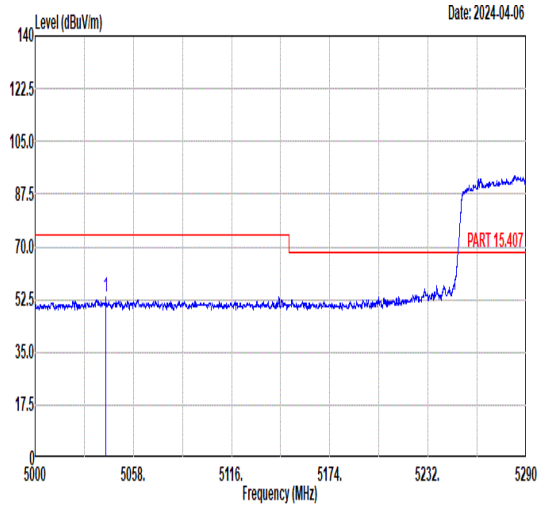 Freq Level Limit Line Margin (dB) Read Level Ant Factor Cable Loss Preamp Factor APos TPos Remark 1 5041.64 53.25 74.00 -20.75 38.86 34.89 11.15 31.65 228 47 PEAK	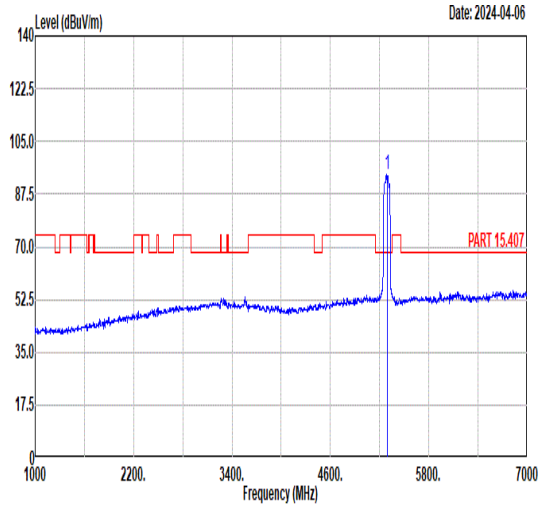 Freq Level Limit Line Margin (dB) Read Level Ant Factor Cable Loss Preamp Factor APos TPos Remark 1 5290.00 94.05 ------ ------ 80.15 34.84 11.00 31.94 228 47 PEAK
Avg	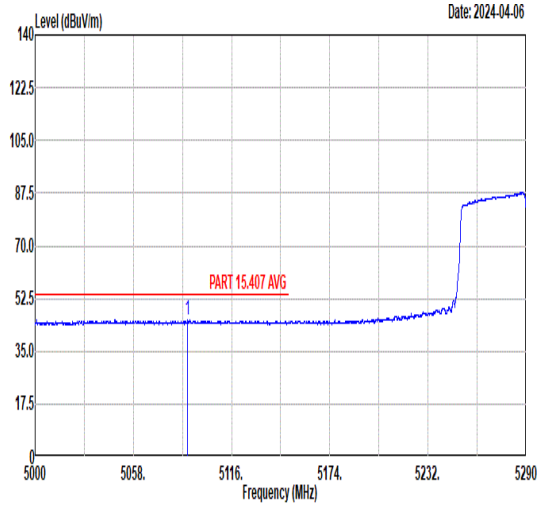 Freq Level Limit Line Margin (dB) Read Level Ant Factor Cable Loss Preamp Factor APos TPos Remark 1 5090.05 45.69 54.00 -8.31 31.40 34.88 11.12 31.71 228 47 AVERAGE	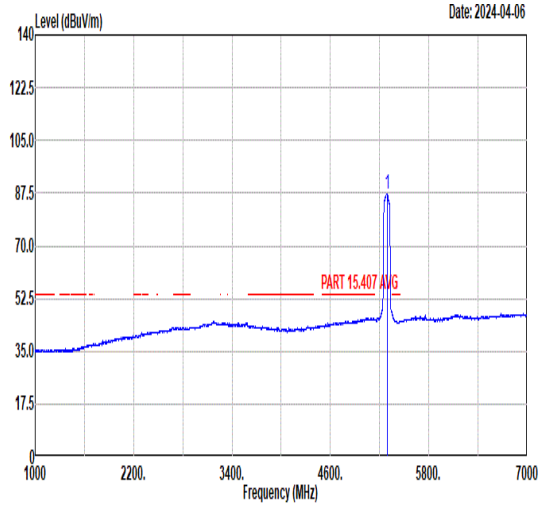 Freq Level Limit Line Margin (dB) Read Level Ant Factor Cable Loss Preamp Factor APos TPos Remark 1 5290.00 87.30 ------ ------ 73.42 34.84 10.99 31.95 228 47 AVERAGE

Mode	26	
	Band Edge - R	
	U-NII-2A_5.25-5.35_802.11ac VHT80_CH58_5290MHz	
Pol.	Horizontal	Fundamental
Peak	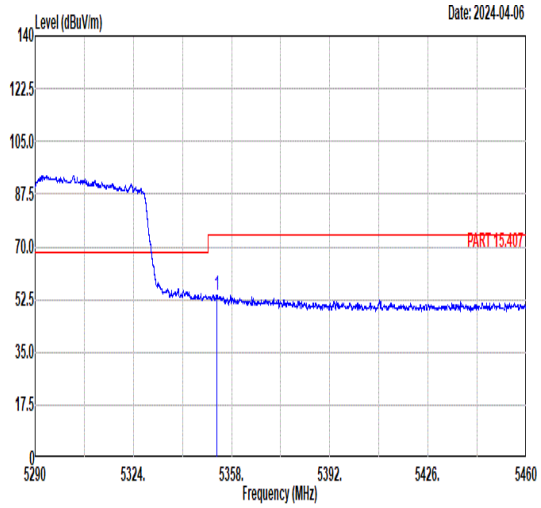 Freq Level Limit Line Margin (dB) Read Level Ant Factor Cable Loss Preamp Factor APos TPos Remark MHz dBuV/m dBuV/m dBuV dB/m dB dB cm deg 1 5353.00 54.08 74.00 -19.92 40.34 34.83 10.94 32.03 228 47 PEAK	Blank
Avg	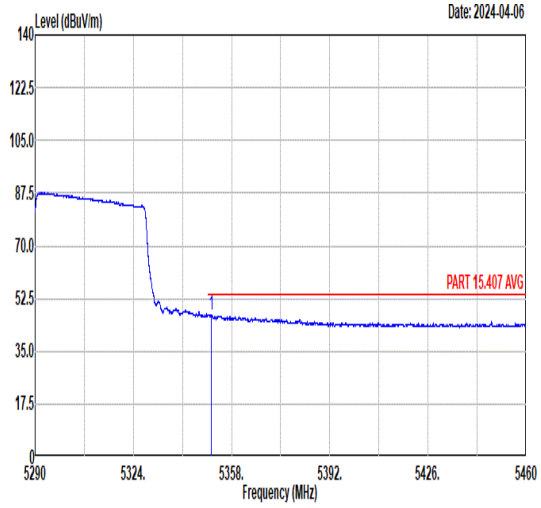 Freq Level Limit Line Margin (dB) Read Level Ant Factor Cable Loss Preamp Factor APos TPos Remark MHz dBuV/m dBuV/m dBuV dB/m dB dB cm deg 1 5350.96 47.02 54.00 -6.98 33.28 34.83 10.94 32.03 228 47 AVERAGE	Blank

Mode	26	
	Band Edge - L	
	U-NII-2A_5.25-5.35_802.11ac VHT80_CH58_5290MHz	
Pol.	Vertical	Fundamental
Peak	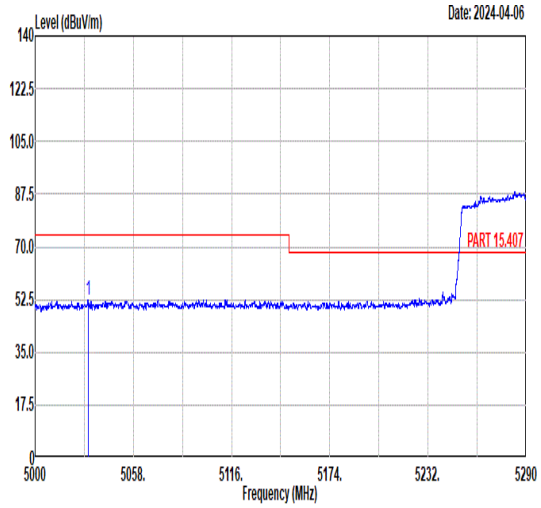 Freq Level Limit Line Margin (dB) Read Level Ant Factor Cable Loss Preamp Factor APos TPos Remark 1 5031.47 52.54 74.00 -21.46 38.13 34.89 11.15 31.63 341 88 PEAK	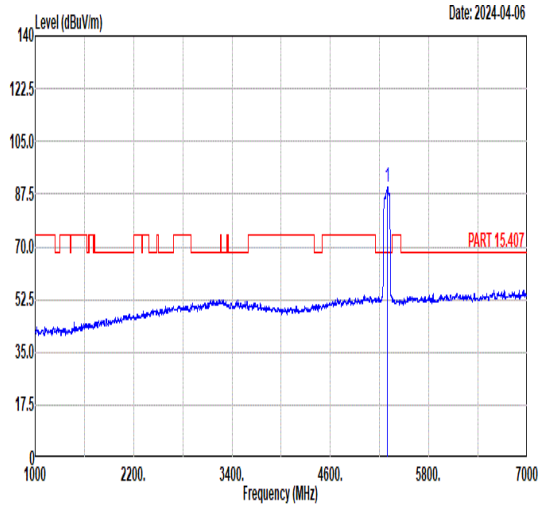 Freq Level Limit Line Margin (dB) Read Level Ant Factor Cable Loss Preamp Factor APos TPos Remark 1 5290.00 89.71 ------ ------ 75.86 34.84 10.98 31.97 341 88 PEAK
Avg	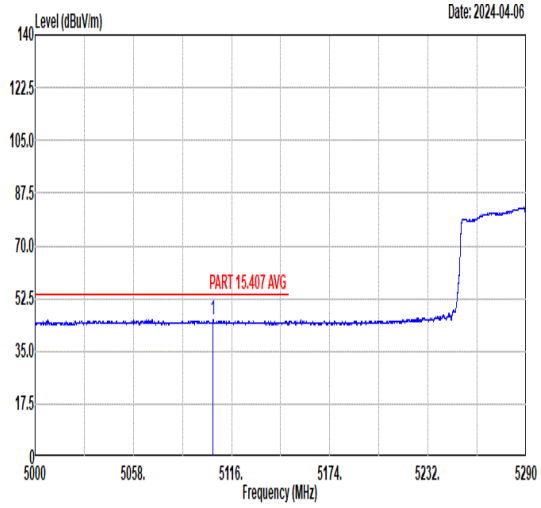 Freq Level Limit Line Margin (dB) Read Level Ant Factor Cable Loss Preamp Factor APos TPos Remark 1 5105.15 45.47 54.00 -8.53 31.21 34.88 11.11 31.73 341 88 AVERAGE	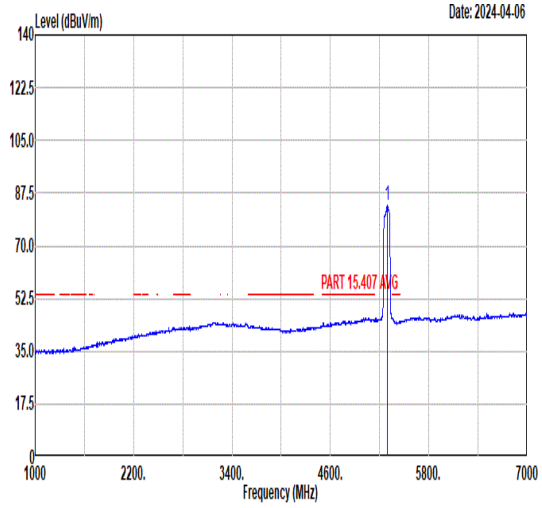 Freq Level Limit Line Margin (dB) Read Level Ant Factor Cable Loss Preamp Factor APos TPos Remark 1 5290.00 83.21 ------ ------ 69.34 34.84 10.99 31.96 341 88 AVERAGE

Mode	26	
	Band Edge - R	
	U-NII-2A_5.25-5.35_802.11ac VHT80_CH58_5290MHz	
Pol.	Vertical	Fundamental
Peak	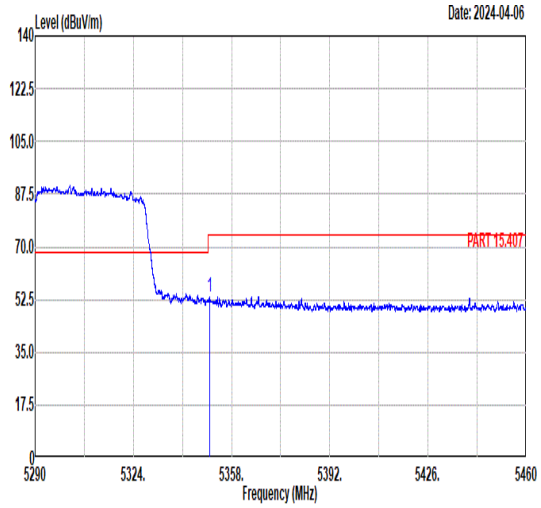 Freq Level Limit Line Margin (dB) Read Level Ant Factor Cable Loss Preamp Factor APos TPos Remark MHz dBuV/m dBuV/m dBuV dB/m dB dB cm deg 1 5350.44 53.41 74.00 -20.59 39.67 34.83 10.94 32.03 341 88 PEAK	Blank
Avg	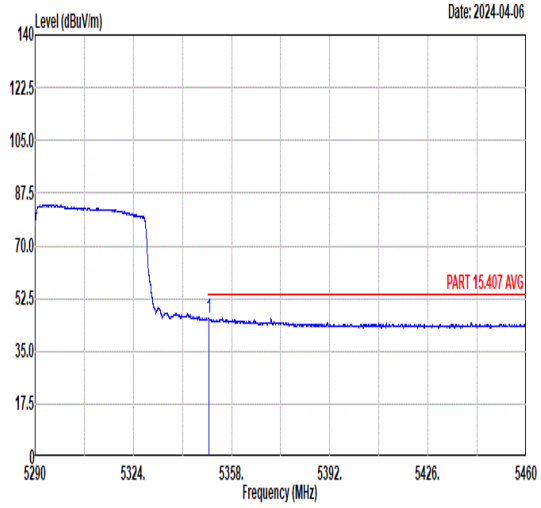 Freq Level Limit Line Margin (dB) Read Level Ant Factor Cable Loss Preamp Factor APos TPos Remark MHz dBuV/m dBuV/m dBuV dB/m dB dB cm deg 1 5350.10 46.01 54.00 -7.99 32.27 34.83 10.94 32.03 341 88 AVERAGE	Blank

Mode	27	
	Band Edge - L	
	U-NII-2C_5.47-5.725_802.11ac VHT80_CH106_5530MHz	
Pol.	Horizontal	Fundamental
Peak	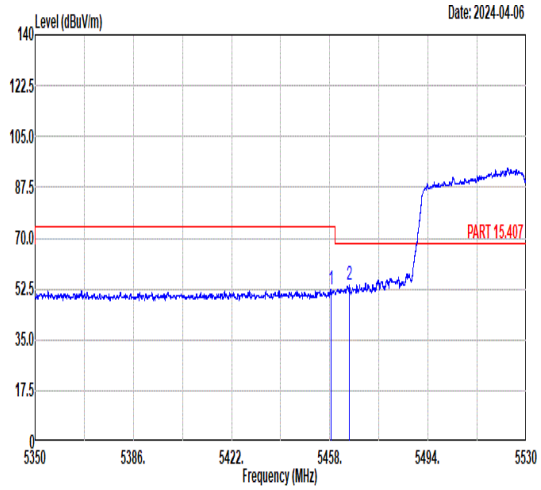 Freq Level Limit Line Margin (dB) Read Level Ant Factor Cable Loss Preamp Factor APos TPos Remark MHz dBuV/m dBuV/m dBuV dB/m dB dB cm deg 1 5458.47 52.50 74.00 -21.50 38.74 34.81 11.11 32.16 278 49 PEAK 2 5465.13 53.78 68.30 -14.52 40.00 34.81 11.14 32.17 278 49 PEAK	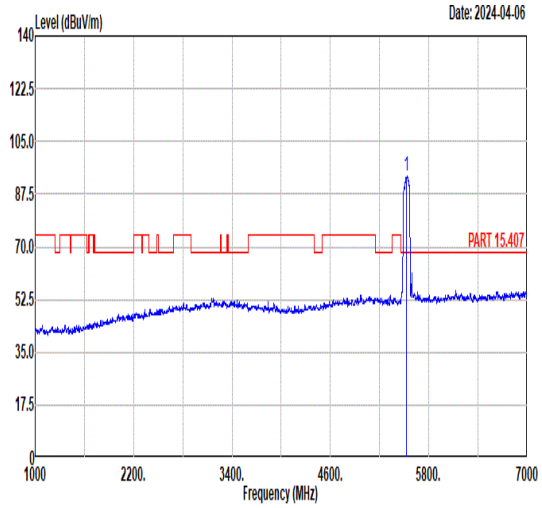 Freq Level Limit Line Margin (dB) Read Level Ant Factor Cable Loss Preamp Factor APos TPos Remark MHz dBuV/m dBuV/m dBuV dB/m dB dB cm deg 1 5530.00 93.63 ------ ------ 79.56 34.86 11.45 32.24 278 49 PEAK
Avg	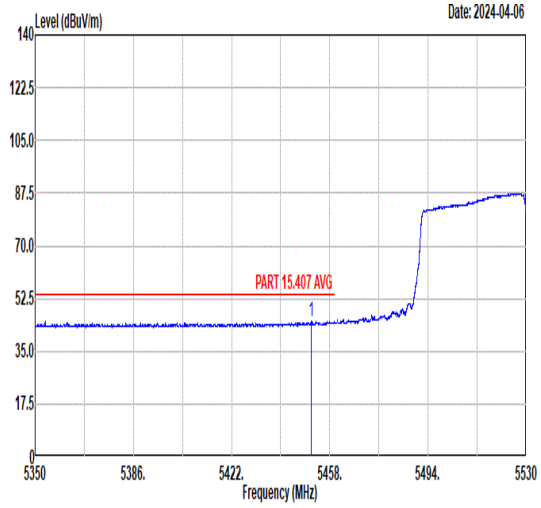 Freq Level Limit Line Margin (dB) Read Level Ant Factor Cable Loss Preamp Factor APos TPos Remark MHz dBuV/m dBuV/m dBuV dB/m dB dB cm deg 1 5451.27 45.05 54.00 -8.95 31.31 34.81 11.08 32.15 278 49 AVERAGE	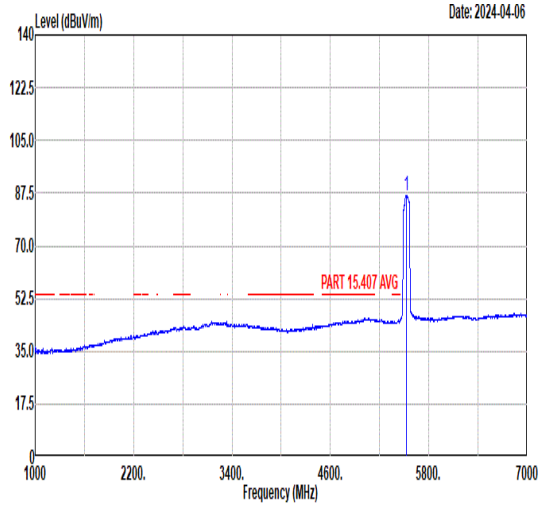 Freq Level Limit Line Margin (dB) Read Level Ant Factor Cable Loss Preamp Factor APos TPos Remark MHz dBuV/m dBuV/m dBuV dB/m dB dB cm deg 1 5530.00 86.89 ------ ------ 72.88 34.84 11.40 32.23 278 49 AVERAGE

Mode	27	
	Band Edge - R	
	U-NII-2C_5.47-5.725_802.11ac VHT80_CH106_5530MHz	
Pol.	Horizontal	Fundamental
Peak	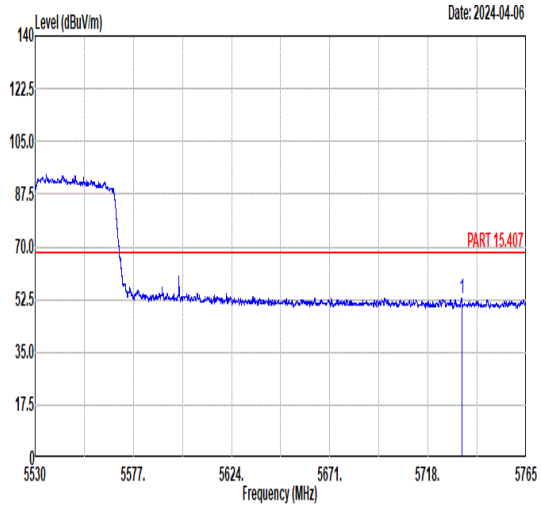 Freq Level Limit Line Margin (dB) Read Level Ant Factor Cable Loss Preamp Factor APos TPos Remark MHz dBuV/m dBuV/m dBuV dB/m dB dB cm deg 1 5734.12 52.93 68.30 -15.37 38.54 35.13 11.65 32.39 278 49 PEAK	Blank

Mode	27	
	Band Edge - L	
	U-NII-2C_5.47-5.725_802.11ac VHT80_CH106_5530MHz	
Pol.	Vertical	Fundamental
Peak	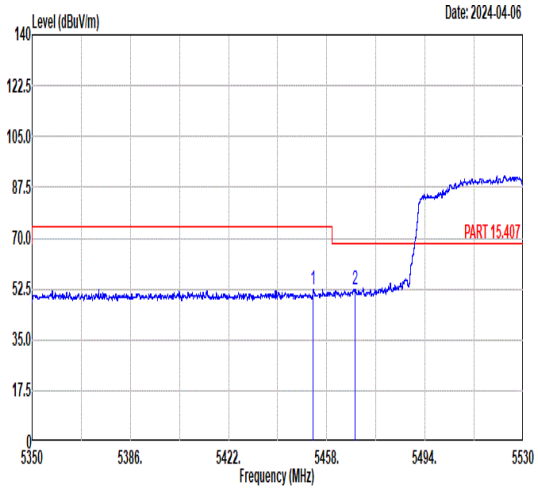 Freq Level Limit Line Margin (dB) Read Level Ant Factor Cable Loss Preamp Factor APos TPos Remark MHz dBuV/m dBuV/m dBuV dB/m dB dB cm deg 1 5453.05 52.33 74.00 -21.67 38.59 34.81 11.09 32.16 400 86 PEAK 2 5468.35 52.54 68.30 -15.76 38.76 34.81 11.15 32.18 400 86 PEAK	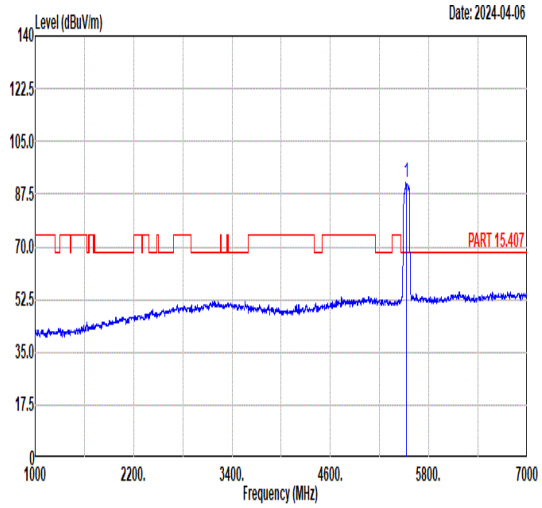 Freq Level Limit Line Margin (dB) Read Level Ant Factor Cable Loss Preamp Factor APos TPos Remark MHz dBuV/m dBuV/m dBuV dB/m dB dB cm deg 1 5530.00 91.17 ------ ------ 77.20 34.83 11.37 32.23 400 86 PEAK
Avg	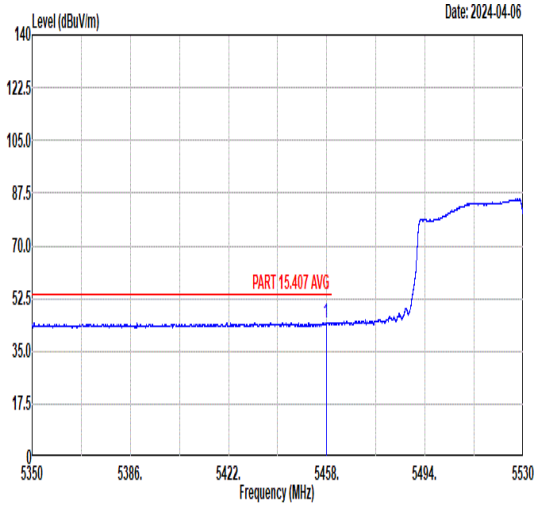 Freq Level Limit Line Margin (dB) Read Level Ant Factor Cable Loss Preamp Factor APos TPos Remark MHz dBuV/m dBuV/m dBuV dB/m dB dB cm deg 1 5457.75 44.52 54.00 -9.48 30.76 34.81 11.11 32.16 400 86 AVERAGE	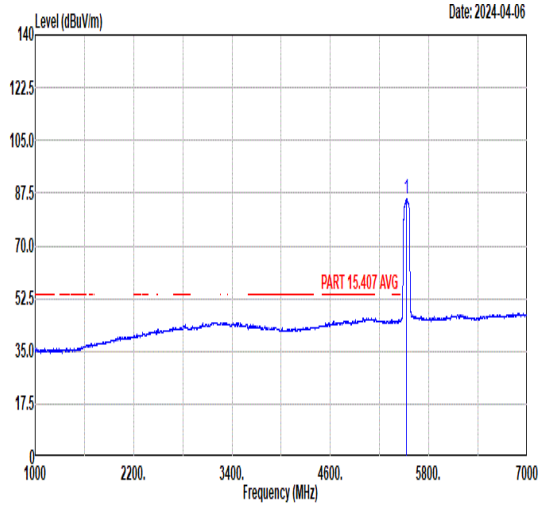 Freq Level Limit Line Margin (dB) Read Level Ant Factor Cable Loss Preamp Factor APos TPos Remark MHz dBuV/m dBuV/m dBuV dB/m dB dB cm deg 1 5530.00 85.73 ------ ------ 71.69 34.85 11.42 32.23 400 86 AVERAGE

Mode	27	
	Band Edge - R	
	U-NII-2C_5.47-5.725_802.11ac VHT80_CH106_5530MHz	
Pol.	Vertical	Fundamental
Peak	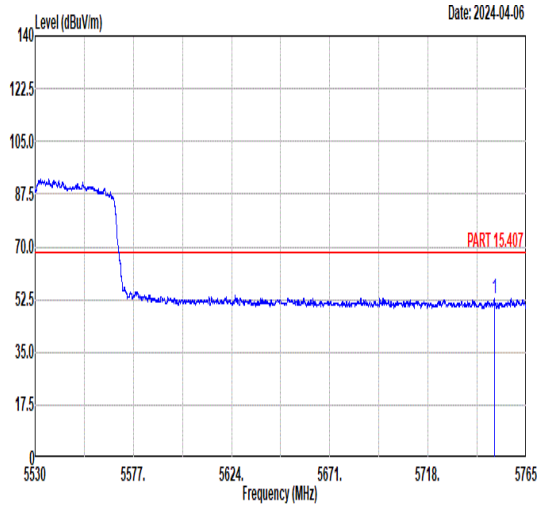 Freq Level Limit Line Margin (dB) Read Level Ant Factor Cable Loss Preamp Factor APos TPos Remark MHz dBuV/m dBuV/m dBuV dB/m dB dB cm deg 1 5749.87 52.82 68.30 -15.48 38.44 35.15 11.64 32.41 400 86 PEAK	Blank

Mode	28	
	Band Edge - L	
	U-NII-2C_5.47-5.725_802.11ac VHT80_CH122_5610MHz	
Pol.	Horizontal	Fundamental
Peak	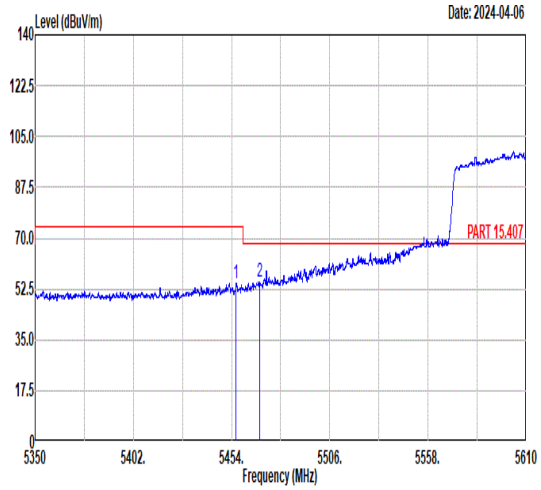 Freq Level Limit Line Margin (dB) Read Level Ant Factor Cable Loss Preamp Factor APos TPos Remark MHz dBuV/m dBuV/m dBuV dB/m dB dB cm deg 1 5456.47 54.38 74.00 -19.62 40.62 34.81 11.11 32.16 227 50 PEAK 2 5468.98 55.17 68.30 -13.13 41.38 34.81 11.16 32.18 227 50 PEAK	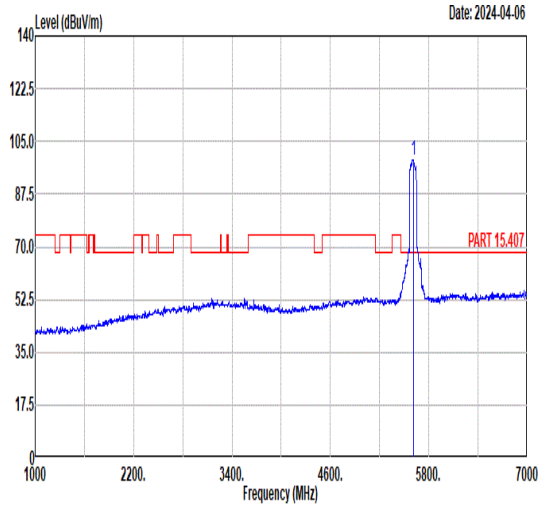 Freq Level Limit Line Margin (dB) Read Level Ant Factor Cable Loss Preamp Factor APos TPos Remark MHz dBuV/m dBuV/m dBuV dB/m dB dB cm deg 1 5610.00 98.86 ------ ------ 84.49 34.96 11.71 32.30 227 50 PEAK
Avg	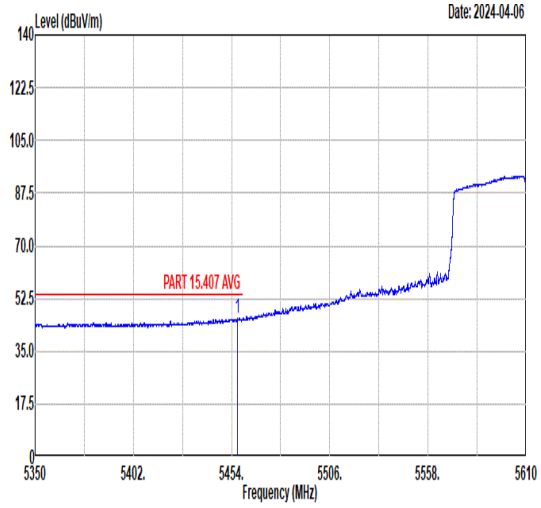 Freq Level Limit Line Margin (dB) Read Level Ant Factor Cable Loss Preamp Factor APos TPos Remark MHz dBuV/m dBuV/m dBuV dB/m dB dB cm deg 1 5457.02 45.81 54.00 -8.19 32.05 34.81 11.11 32.16 227 50 AVERAGE	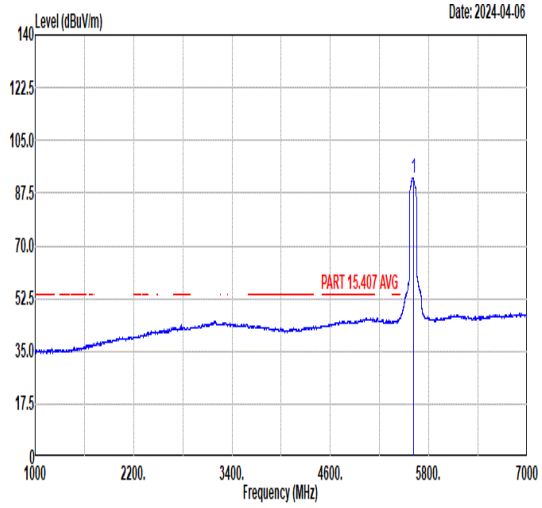 Freq Level Limit Line Margin (dB) Read Level Ant Factor Cable Loss Preamp Factor APos TPos Remark MHz dBuV/m dBuV/m dBuV dB/m dB dB cm deg 1 5610.00 92.70 ------ ------ 78.33 34.95 11.71 32.29 227 50 AVERAGE

Mode	28	
	Band Edge - R	
	U-NII-2C_5.47-5.725_802.11ac VHT80_CH122_5610MHz	
Pol.	Horizontal	Fundamental
Peak	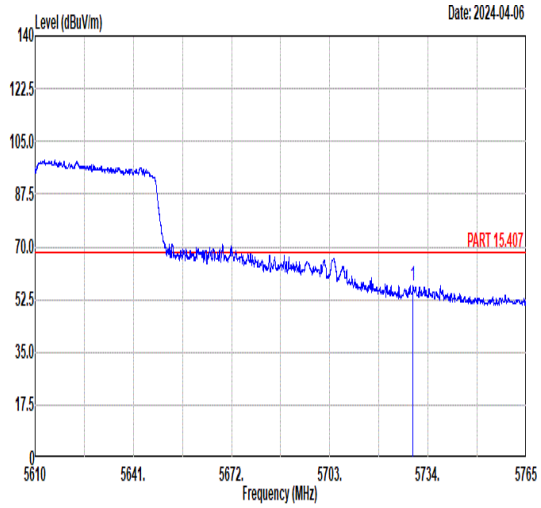 Freq Level Limit Line Margin (dB) Read Level Ant Factor Cable Loss Preamp Factor APos TPos Remark MHz dBuV/m dBuV/m dBuV dB/m dB dB cm deg 1 5729.27 57.07 68.30 -11.23 42.69 35.12 11.65 32.39 227 50 PEAK	Blank

Mode	28	
	Band Edge - L	
	U-NII-2C_5.47-5.725_802.11ac VHT80_CH122_5610MHz	
Pol.	Vertical	Fundamental
Peak	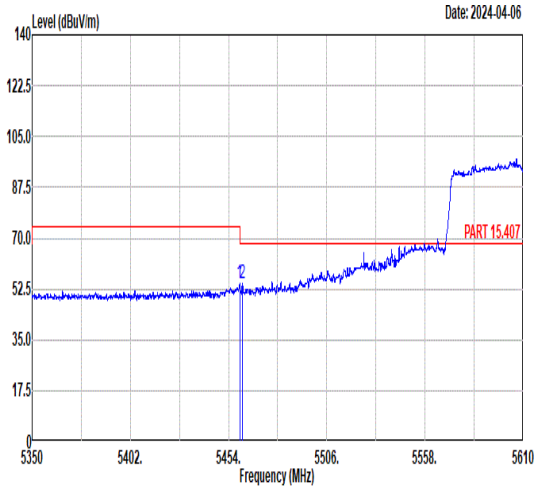 Freq Level Limit Line Margin (dB) Read Level Ant Factor Cable Loss Preamp Factor APos TPos Remark MHz dBuV/m dBuV/m dBuV dB/m dB dB cm deg 1 5459.85 54.16 74.00 -19.84 40.40 34.81 11.12 32.17 380 89 PEAK 2 5461.44 54.36 68.30 -13.94 40.59 34.81 11.13 32.17 380 89 PEAK	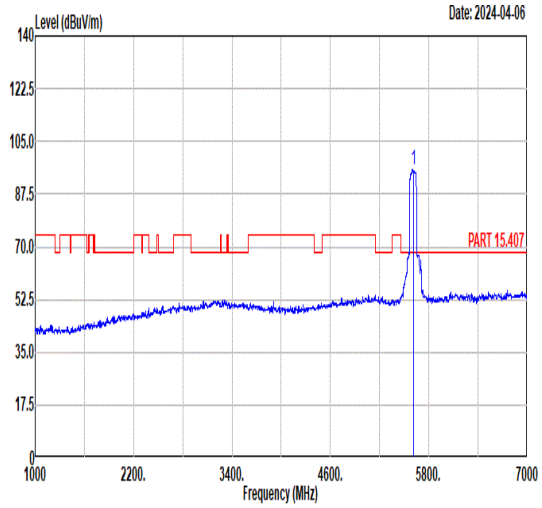 Freq Level Limit Line Margin (dB) Read Level Ant Factor Cable Loss Preamp Factor APos TPos Remark MHz dBuV/m dBuV/m dBuV dB/m dB dB cm deg 1 5610.00 95.70 ------ ------ 81.35 34.94 11.70 32.29 380 89 PEAK
Avg	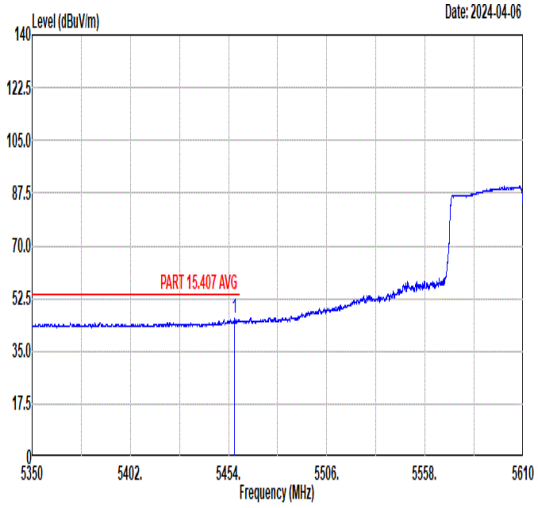 Freq Level Limit Line Margin (dB) Read Level Ant Factor Cable Loss Preamp Factor APos TPos Remark MHz dBuV/m dBuV/m dBuV dB/m dB dB cm deg 1 5457.28 45.89 54.00 -8.11 32.13 34.81 11.11 32.16 380 89 AVERAGE	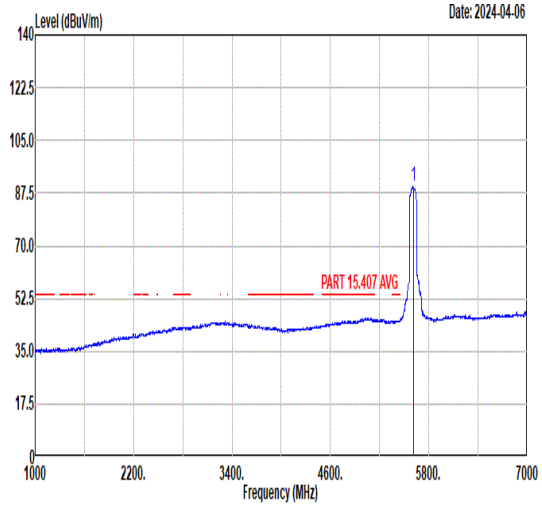 Freq Level Limit Line Margin (dB) Read Level Ant Factor Cable Loss Preamp Factor APos TPos Remark MHz dBuV/m dBuV/m dBuV dB/m dB dB cm deg 1 5610.00 89.68 ------ ------ 75.31 34.95 11.71 32.29 380 89 AVERAGE

Mode	28	
	Band Edge - R	
	U-NII-2C_5.47-5.725_802.11ac VHT80_CH122_5610MHz	
Pol.	Vertical	Fundamental
Peak	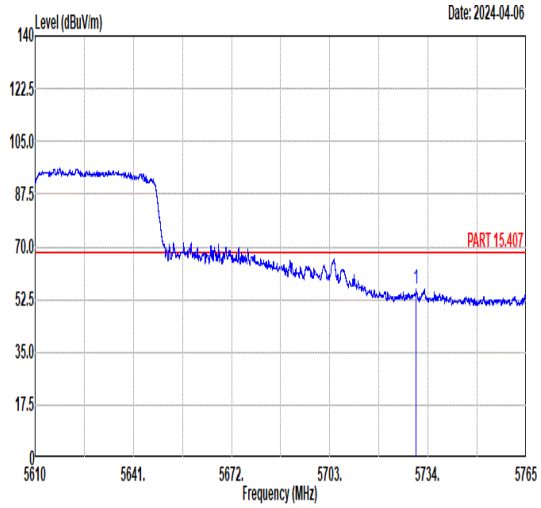 Freq Level Limit Line Margin (dB) Read Level Ant Factor Cable Loss Preamp Factor APos TPos Remark MHz dBuV/m dBuV/m dBuV dB/m dB dB cm deg 1 5730.20 56.07 68.30 -12.23 41.69 35.12 11.65 32.39 380 89 PEAK	Blank

Mode	29	
	Band Edge	
	U-NII-3_5.725-5.85_802.11a_CH149_5745MHz	
Pol.	Horizontal	Fundamental
Peak	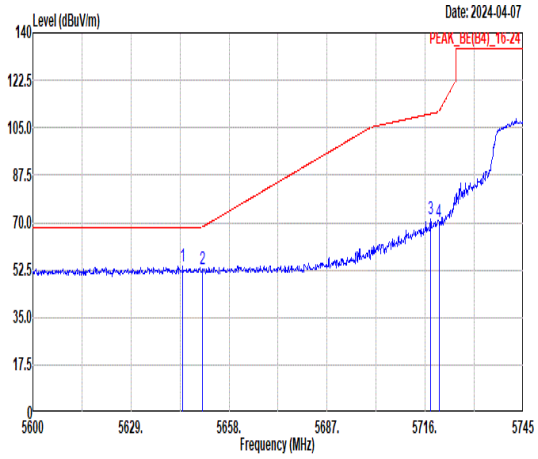 Freq Level Limit Line Margin (dB) Read Level Ant Factor Cable Loss Preamp Factor APos TPos Remark MHz dBuV/m dBuV/m dBuV dB/m dB dB cm deg 1 5644.37 54.14 68.30 -14.16 39.77 35.00 11.69 32.32 273 55 PEAK 2 5650.17 53.00 68.43 -15.43 38.63 35.01 11.69 32.33 273 55 PEAK 3 5717.60 71.07 110.13 -39.06 56.69 35.10 11.66 32.38 273 55 PEAK 4 5720.06 70.32 110.94 -40.62 55.93 35.11 11.66 32.38 273 55 PEAK	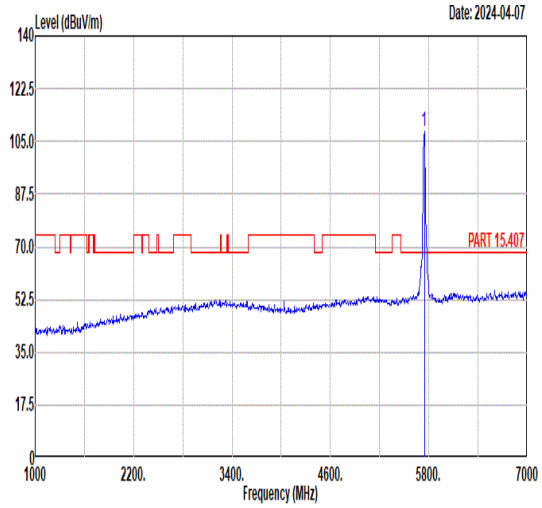 Freq Level Limit Line Margin (dB) Read Level Ant Factor Cable Loss Preamp Factor APos TPos Remark MHz dBuV/m dBuV/m dBuV dB/m dB dB cm deg 1 5745.00 108.21 ------ ------ 93.83 35.14 11.64 32.40 273 55 PEAK
Avg	Blank	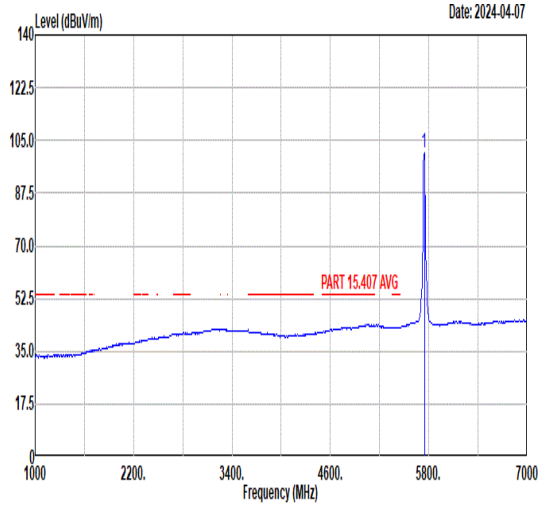 Freq Level Limit Line Margin (dB) Read Level Ant Factor Cable Loss Preamp Factor APos TPos Remark MHz dBuV/m dBuV/m dBuV dB/m dB dB cm deg 1 5745.00 100.80 ------ ------ 86.42 35.14 11.64 32.40 273 55 AVERAGE

Mode	29	
	Band Edge	
	U-NII-3_5.725-5.85_802.11a_CH149_5745MHz	
Pol.	Vertical	Fundamental
Peak	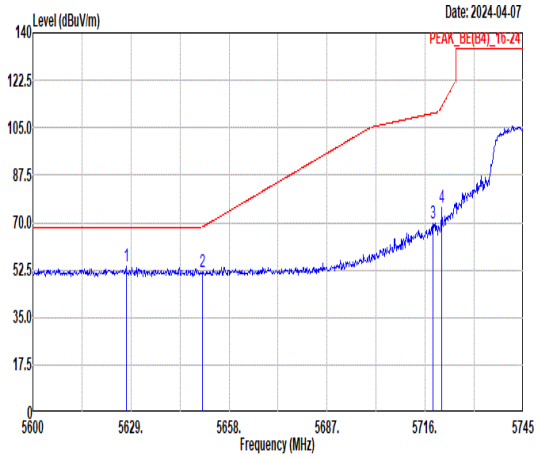 Freq Level Limit Line Margin (dB) Read Level Ant Factor Cable Loss Preamp Factor APos TPos Remark MHz dBuV/m dBuV/m dBuV dB/m dB dB cm deg 1 5627.55 53.74 68.30 -14.56 39.37 34.98 11.70 32.31 356 92 PEAK 2 5650.17 51.60 68.43 -16.83 37.23 35.01 11.69 32.33 356 92 PEAK 3 5718.32 69.94 110.33 -40.39 55.55 35.11 11.66 32.38 356 92 PEAK 4 5720.93 75.64 112.92 -37.28 61.25 35.11 11.66 32.38 356 92 PEAK	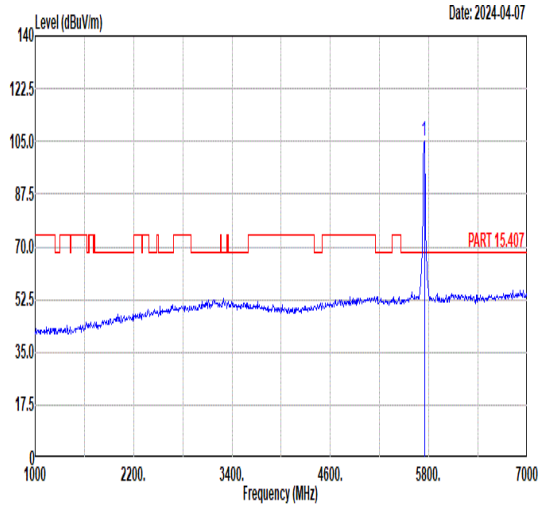 Freq Level Limit Line Margin (dB) Read Level Ant Factor Cable Loss Preamp Factor APos TPos Remark MHz dBuV/m dBuV/m dBuV dB/m dB dB cm deg 1 5745.00 105.10 ------ ------ 90.72 35.14 11.64 32.40 356 92 PEAK
Avg	Blank	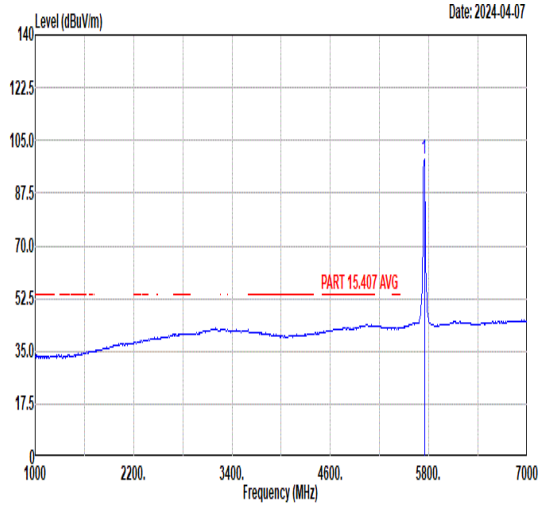 Freq Level Limit Line Margin (dB) Read Level Ant Factor Cable Loss Preamp Factor APos TPos Remark MHz dBuV/m dBuV/m dBuV dB/m dB dB cm deg 1 5745.00 98.62 ------ ------ 84.24 35.14 11.64 32.40 356 92 AVERAGE

Mode	29	
	Harmonic	
	U-NII-3_5.725-5.85_802.11a_CH149_5745MHz	
Pol.	Horizontal	Vertical
Peak Avg	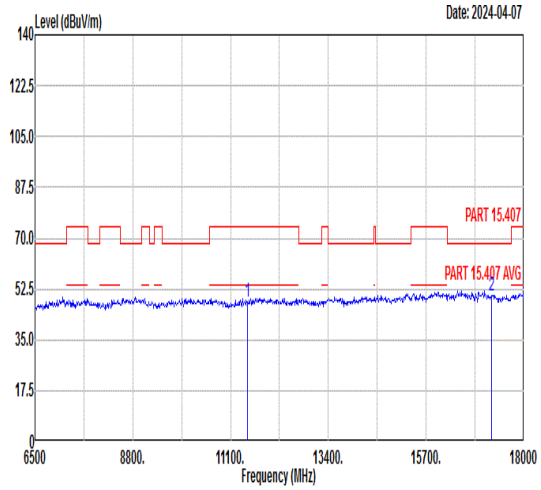 Freq Level Limit Line Margin Read Level Ant Factor Cable Loss Preamp Factor APos TPos Remark MHz dBuV/m dBuV/m dB dBuV dB/m dB dB cm deg 1 11490.00 47.95 74.00 -26.05 44.95 38.88 14.83 50.71 --- --- Peak 2 17235.00 50.24 68.30 -18.06 42.99 41.61 17.57 51.93 --- --- Peak	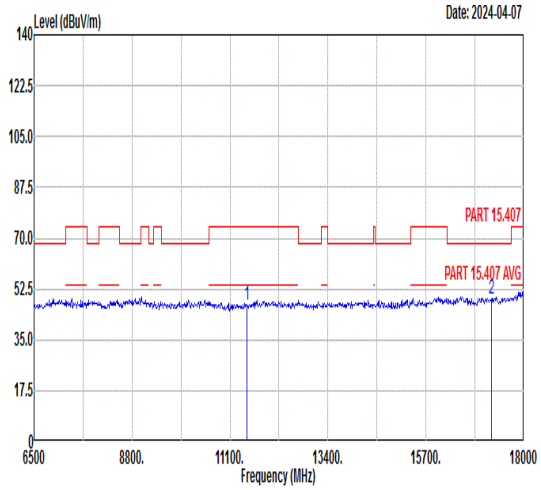 Freq Level Limit Line Margin Read Level Ant Factor Cable Loss Preamp Factor APos TPos Remark MHz dBuV/m dBuV/m dB dBuV dB/m dB dB cm deg 1 11490.00 47.11 74.00 -26.89 44.11 38.88 14.83 50.71 --- --- Peak 2 17235.00 49.25 68.30 -19.05 42.00 41.61 17.57 51.93 --- --- Peak

Mode	30	
	Harmonic	
	U-NII-3_5.725-5.85_802.11a_CH157_5785MHz	
Pol.	Horizontal	Vertical
Peak Avg	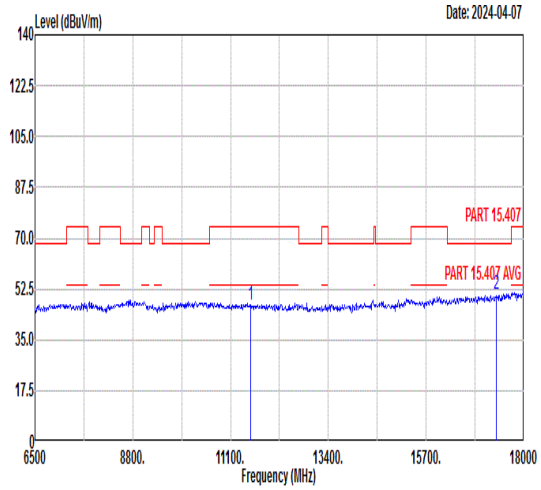 Freq Level Limit Line Margin Read Level Ant Factor Cable Loss Preamp Factor APos TPos Remark MHz dBuV/m dBuV/m dB dBuV dB/m dB dB cm deg 1 11570.00 47.13 74.00 -26.87 43.89 39.02 14.88 50.66 --- --- Peak 2 17355.00 50.69 68.30 -17.61 43.58 41.56 17.60 52.05 --- --- Peak	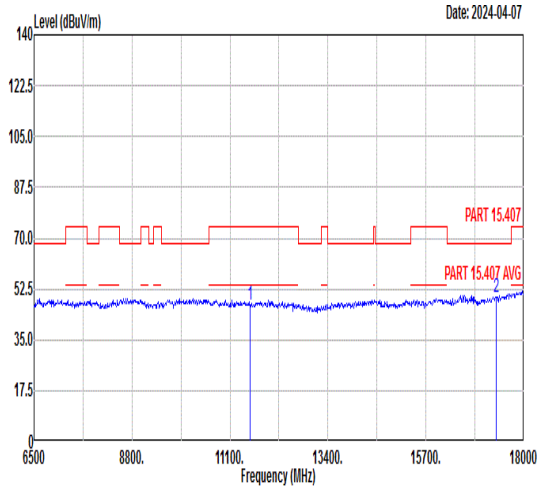 Freq Level Limit Line Margin Read Level Ant Factor Cable Loss Preamp Factor APos TPos Remark MHz dBuV/m dBuV/m dB dBuV dB/m dB dB cm deg 1 11570.00 47.19 74.00 -26.81 43.95 39.02 14.88 50.66 --- --- Peak 2 17355.00 49.81 68.30 -18.49 42.70 41.56 17.60 52.05 --- --- Peak

Mode	31	
	Band Edge	
	U-NII-3_5.725-5.85_802.11a_CH165_5825MHz	
Pol.	Horizontal	Fundamental
Peak	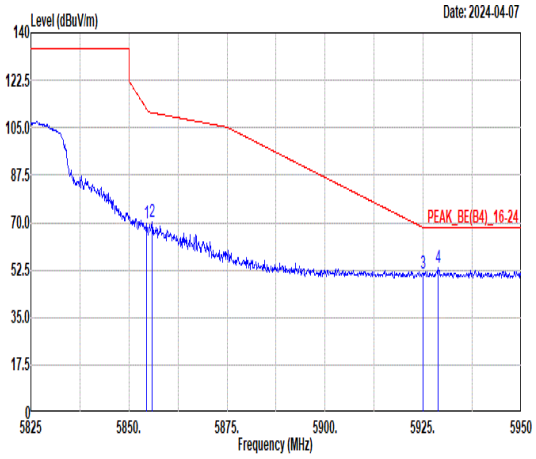 Freq Level Limit Line Margin (dB) Read Level Ant Factor Cable Loss Preamp Factor APos TPos Remark MHz dBuV/m dBuV/m dBuV dB/m dB dB cm deg 1 5854.50 69.63 111.94 -42.31 55.30 35.30 11.52 32.49 271 53 PEAK 2 5855.88 70.47 110.55 -40.08 56.14 35.30 11.52 32.49 271 53 PEAK 3 5924.88 51.43 68.29 -16.86 37.18 35.39 11.40 32.54 271 53 PEAK 4 5928.75 53.37 68.30 -14.93 39.12 35.40 11.40 32.55 271 53 PEAK	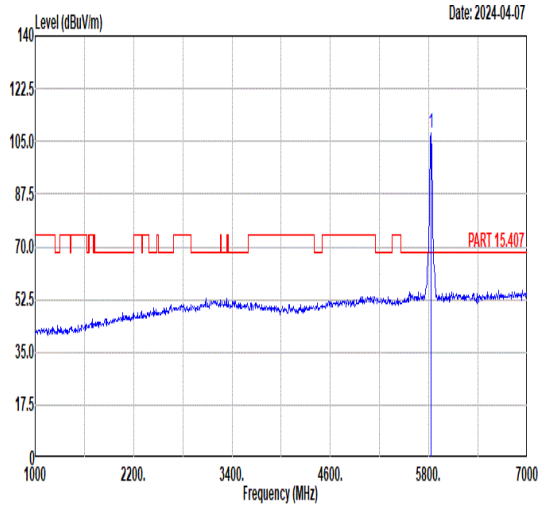 Freq Level Limit Line Margin (dB) Read Level Ant Factor Cable Loss Preamp Factor APos TPos Remark MHz dBuV/m dBuV/m dBuV dB/m dB dB cm deg 1 5825.00 107.59 ------ ------ 93.23 35.25 11.57 32.46 271 53 PEAK
Avg	Blank	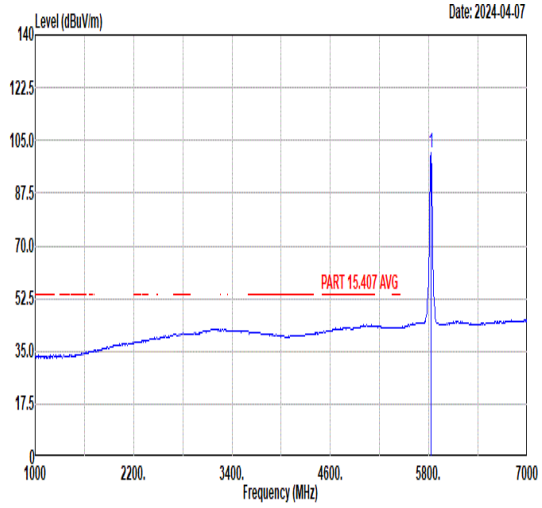 Freq Level Limit Line Margin (dB) Read Level Ant Factor Cable Loss Preamp Factor APos TPos Remark MHz dBuV/m dBuV/m dBuV dB/m dB dB cm deg 1 5825.00 100.87 ------ ------ 86.51 35.25 11.57 32.46 271 53 AVERAGE

Mode	31	
	Band Edge	
	U-NII-3_5.725-5.85_802.11a_CH165_5825MHz	
Pol.	Vertical	Fundamental
Peak	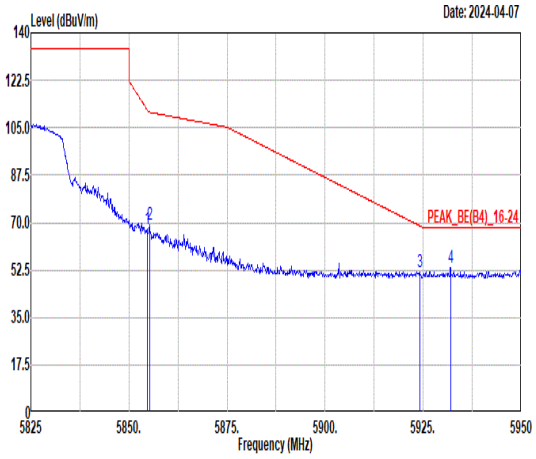 Freq Level Limit Line Margin (dB) Read Level Ant Factor Cable Loss Preamp Factor APos TPos Remark MHz dBuV/m dBuV/m dBuV dB/m dB dB cm deg 1 5854.63 67.82 111.65 -43.83 53.49 35.30 11.52 32.49 357 90 PEAK 2 5855.25 69.46 110.73 -41.27 55.13 35.30 11.52 32.49 357 90 PEAK 3 5924.25 51.98 68.75 -16.77 37.73 35.39 11.40 32.54 357 90 PEAK 4 5932.00 53.20 68.30 -15.10 38.96 35.40 11.39 32.55 357 90 PEAK	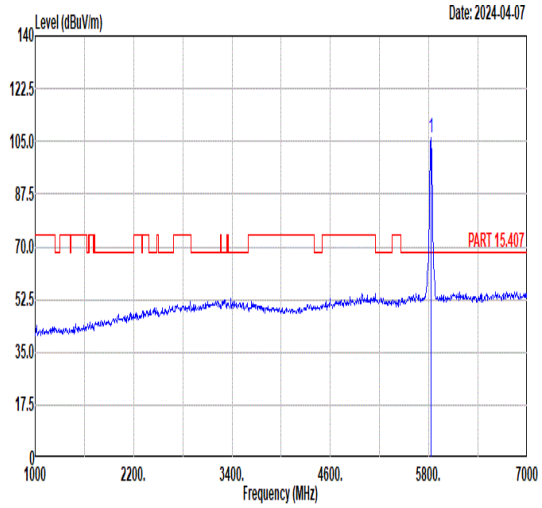 Freq Level Limit Line Margin (dB) Read Level Ant Factor Cable Loss Preamp Factor APos TPos Remark MHz dBuV/m dBuV/m dBuV dB/m dB dB cm deg 1 5825.00 106.01 ------ ------ 91.65 35.25 11.57 32.46 357 90 PEAK
Avg	Blank	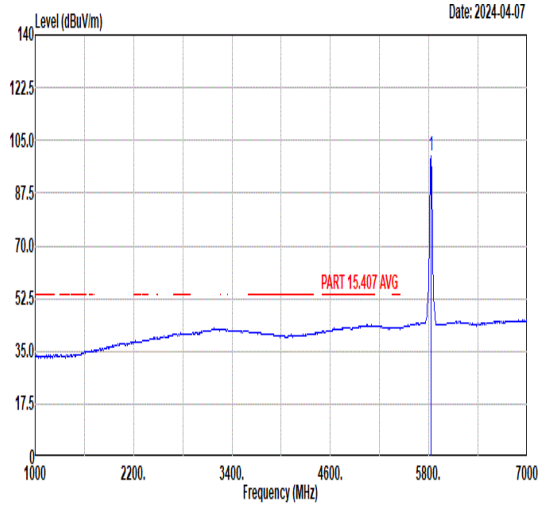 Freq Level Limit Line Margin (dB) Read Level Ant Factor Cable Loss Preamp Factor APos TPos Remark MHz dBuV/m dBuV/m dBuV dB/m dB dB cm deg 1 5825.00 99.68 ------ ------ 85.32 35.25 11.57 32.46 357 90 AVERAGE

Mode	31	
	Harmonic	
	U-NII-3_5.725-5.85_802.11a_CH165_5825MHz	
Pol.	Horizontal	Vertical
Peak Avg	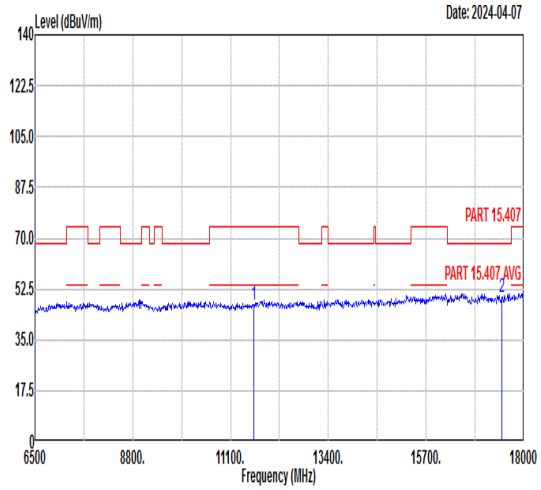 Freq Level Limit Line Margin Read Level Ant Factor Cable Loss Preamp Factor APos TPos Remark MHz dBuV/m dBuV/m dB dBuV dB/m dB dB cm deg 1 11650.00 47.26 74.00 -26.74 43.78 39.16 14.93 50.61 --- --- Peak 2 17475.00 49.74 68.30 -18.56 42.77 41.51 17.63 52.17 --- --- Peak	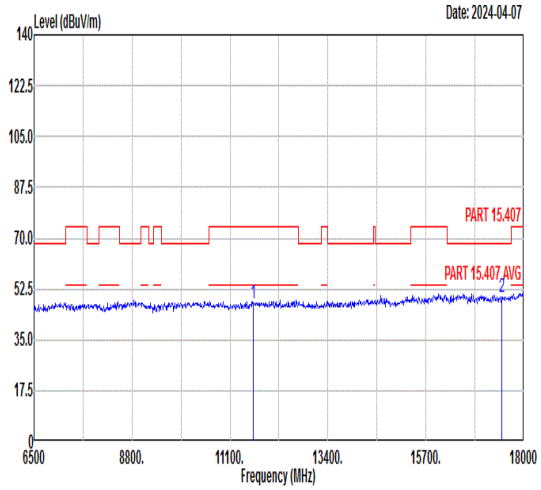 Freq Level Limit Line Margin Read Level Ant Factor Cable Loss Preamp Factor APos TPos Remark MHz dBuV/m dBuV/m dB dBuV dB/m dB dB cm deg 1 11650.00 47.54 74.00 -26.46 44.06 39.16 14.93 50.61 --- --- Peak 2 17475.00 49.91 68.30 -18.39 42.94 41.51 17.63 52.17 --- --- Peak

Mode	32	
	Band Edge	
	U-NII-3_5.725-5.85_802.11n HT20_CH149_5745MHz	
Pol.	Horizontal	Fundamental
Peak	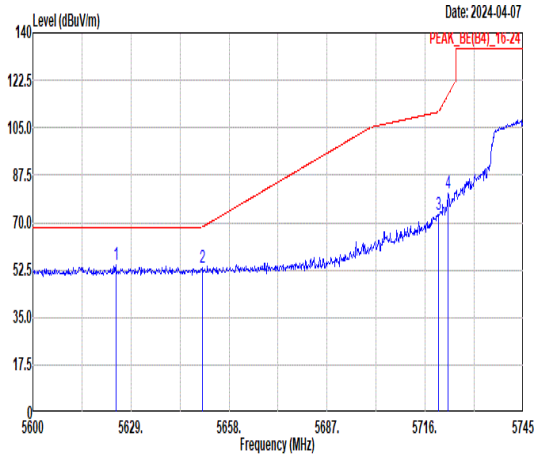 Freq Level Limit Line Margin (dB) Read Level Ant Factor Cable Loss Preamp Factor APos TPos Remark MHz dBuV/m dBuV/m dBuV dB/m dB dB cm deg 1 5624.51 54.50 68.30 -13.80 40.14 34.97 11.70 32.31 273 54 PEAK 2 5650.03 53.26 68.32 -15.06 38.89 35.01 11.69 32.33 273 54 PEAK 3 5719.92 72.90 110.78 -37.88 58.51 35.11 11.66 32.38 273 54 PEAK 4 5722.67 80.85 116.89 -36.04 66.47 35.11 11.65 32.38 273 54 PEAK	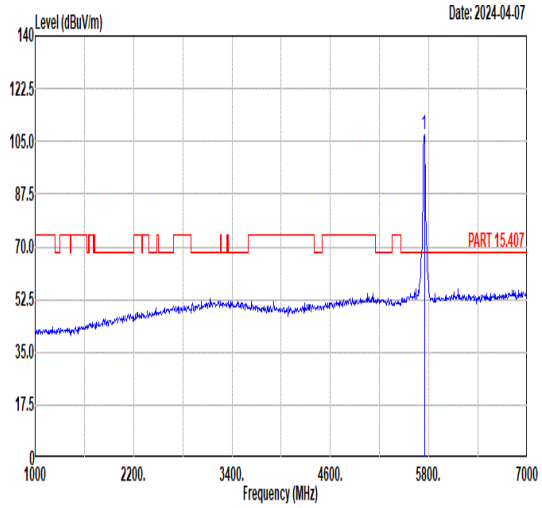 Freq Level Limit Line Margin (dB) Read Level Ant Factor Cable Loss Preamp Factor APos TPos Remark MHz dBuV/m dBuV/m dBuV dB/m dB dB cm deg 1 5745.00 107.06 ------ ------ 92.68 35.14 11.64 32.40 273 54 PEAK
Avg	Blank	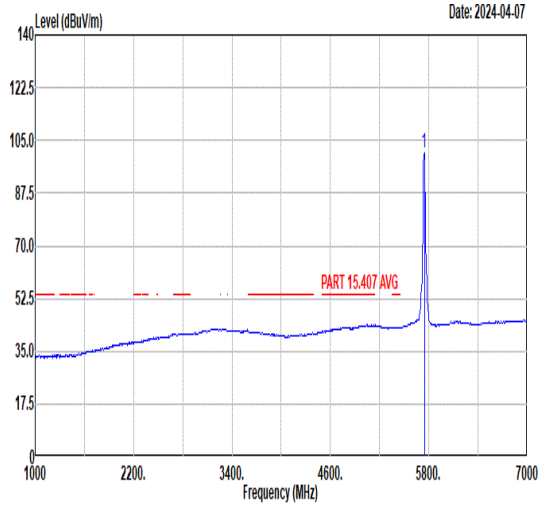 Freq Level Limit Line Margin (dB) Read Level Ant Factor Cable Loss Preamp Factor APos TPos Remark MHz dBuV/m dBuV/m dBuV dB/m dB dB cm deg 1 5745.00 100.66 ------ ------ 86.28 35.14 11.64 32.40 273 54 AVERAGE

Mode	32	
	Band Edge	
	U-NII-3_5.725-5.85_802.11n HT20_CH149_5745MHz	
Pol.	Vertical	Fundamental
Peak	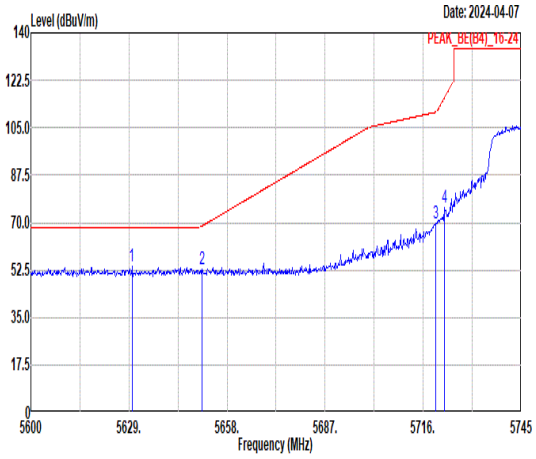 Freq Level Limit Line Margin (dB) Read Level Ant Factor Cable Loss Preamp Factor APos TPos Remark MHz dBuV/m dBuV/m dBuV dB/m dB dB cm deg 1 5629.87 54.04 68.30 -14.26 39.67 34.98 11.70 32.31 351 92 PEAK 2 5650.61 52.75 68.75 -16.00 38.38 35.01 11.69 32.33 351 92 PEAK 3 5719.63 69.80 110.70 -40.90 55.41 35.11 11.66 32.38 351 92 PEAK 4 5722.38 75.42 116.23 -40.81 61.04 35.11 11.65 32.38 351 92 PEAK	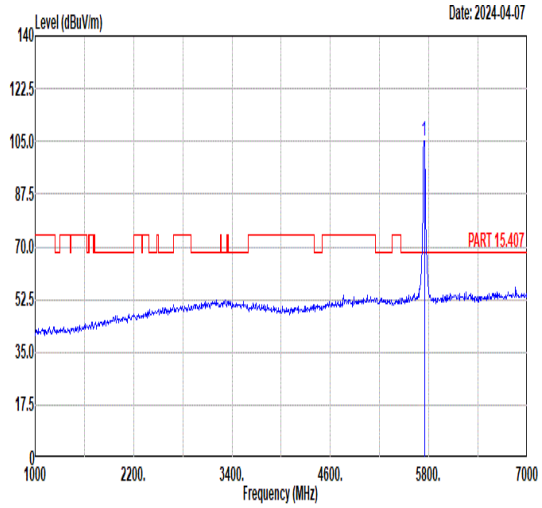 Freq Level Limit Line Margin (dB) Read Level Ant Factor Cable Loss Preamp Factor APos TPos Remark MHz dBuV/m dBuV/m dBuV dB/m dB dB cm deg 1 5745.00 105.12 ------ ------ 90.74 35.14 11.64 32.40 351 92 PEAK
Avg	Blank	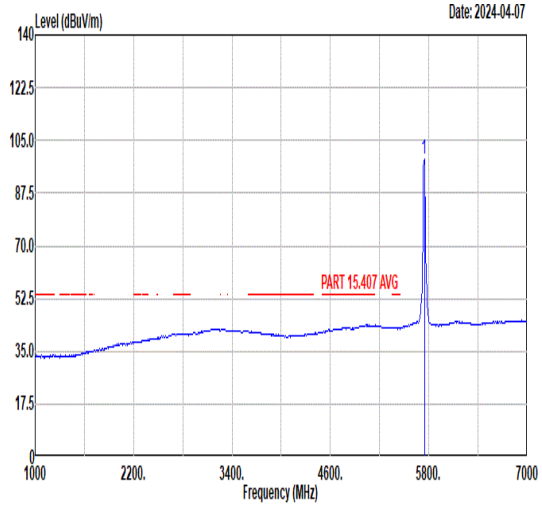 Freq Level Limit Line Margin (dB) Read Level Ant Factor Cable Loss Preamp Factor APos TPos Remark MHz dBuV/m dBuV/m dBuV dB/m dB dB cm deg 1 5745.00 98.62 ------ ------ 84.24 35.14 11.64 32.40 351 92 AVERAGE

Mode	32	
	Harmonic	
	U-NII-3_5.725-5.85_802.11n HT20_CH149_5745MHz	
Pol.	Horizontal	Vertical
Peak Avg	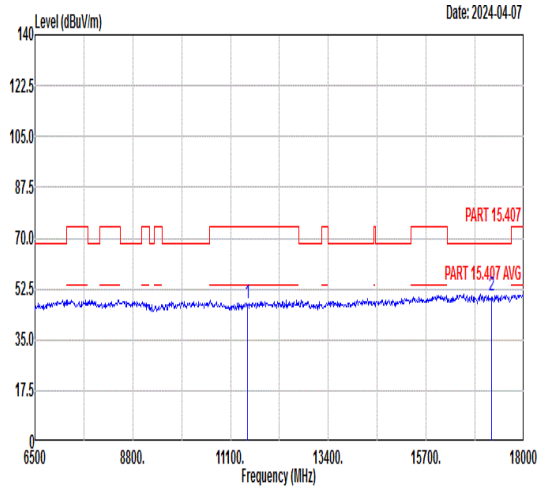 Freq Level Limit Line Margin Read Level Ant Factor Cable Loss Preamp Factor APos TPos Remark MHz dBuV/m dBuV/m dB dBuV dB/m dB dB cm deg 1 11490.00 47.71 74.00 -26.29 44.71 38.88 14.83 50.71 --- --- Peak 2 17235.00 50.36 68.30 -17.94 43.11 41.61 17.57 51.93 --- --- Peak	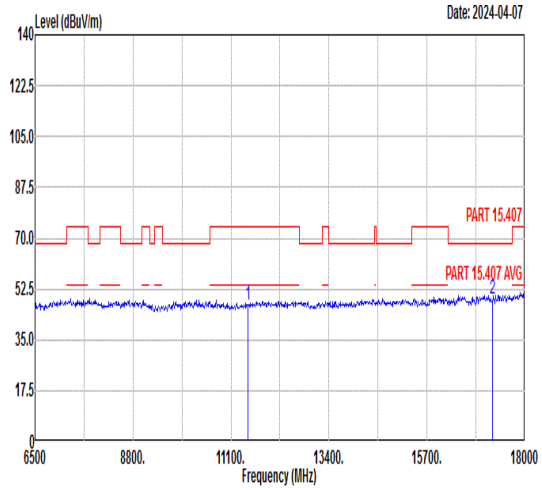 Freq Level Limit Line Margin Read Level Ant Factor Cable Loss Preamp Factor APos TPos Remark MHz dBuV/m dBuV/m dB dBuV dB/m dB dB cm deg 1 11490.00 47.14 74.00 -26.86 44.14 38.88 14.83 50.71 --- --- Peak 2 17235.00 49.38 68.30 -18.92 42.13 41.61 17.57 51.93 --- --- Peak

Mode	33	
	Harmonic	
	U-NII-3_5.725-5.85_802.11n HT20_CH157_5785MHz	
Pol.	Horizontal	Vertical
Peak Avg	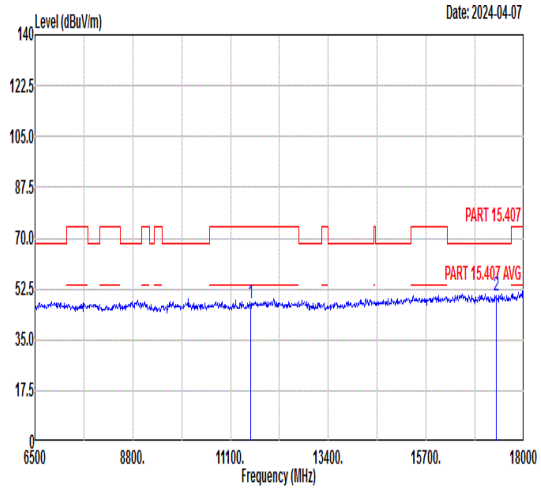 Freq Level Limit Line Margin Read Level Ant Factor Cable Loss Preamp Factor APos TPos Remark MHz dBuV/m dBuV/m dB dBuV dB/m dB dB cm deg 1 11570.00 47.67 74.00 -26.33 44.43 39.02 14.88 50.66 --- --- Peak 2 17355.00 50.22 68.30 -18.08 43.11 41.56 17.60 52.05 --- --- Peak	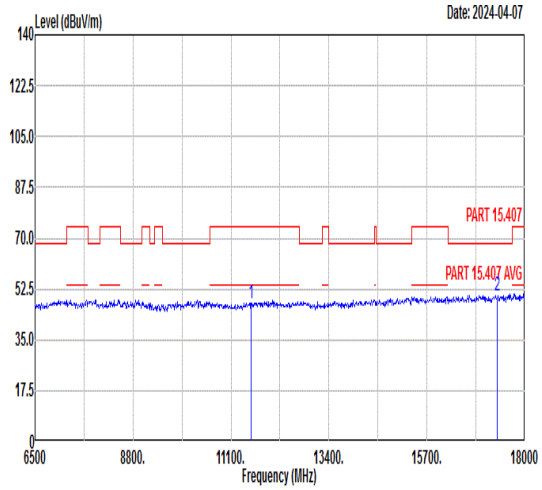 Freq Level Limit Line Margin Read Level Ant Factor Cable Loss Preamp Factor APos TPos Remark MHz dBuV/m dBuV/m dB dBuV dB/m dB dB cm deg 1 11570.00 47.47 74.00 -26.53 44.23 39.02 14.88 50.66 --- --- Peak 2 17355.00 50.11 68.30 -18.19 43.00 41.56 17.60 52.05 --- --- Peak

Mode	34	
	Band Edge	
	U-NII-3_5.725-5.85_802.11n HT20_CH165_5825MHz	
Pol.	Horizontal	Fundamental
Peak	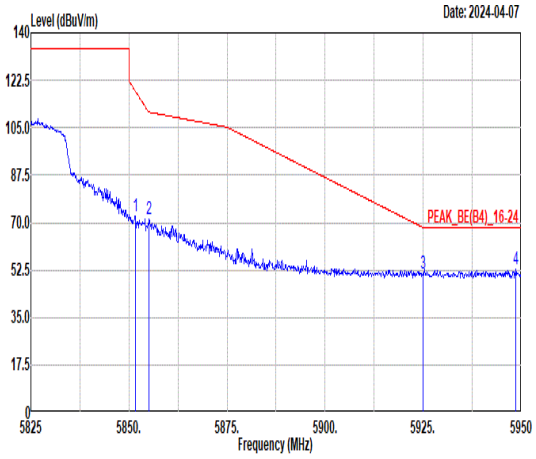 Freq Level Limit Line Margin Read Level Ant Factor Cable Loss Preamp Factor APos TPos Remark MHz dBuV/m dBuV/m dB dBuV dB/m dB dB cm deg 1 5851.75 72.32 118.21 -45.89 57.99 35.29 11.53 32.49 272 54 PEAK 2 5855.13 71.28 110.76 -39.48 56.95 35.30 11.52 32.49 272 54 PEAK 3 5924.88 51.34 68.29 -16.95 37.09 35.39 11.40 32.54 272 54 PEAK 4 5948.63 52.74 68.30 -15.56 38.51 35.43 11.36 32.56 272 54 PEAK	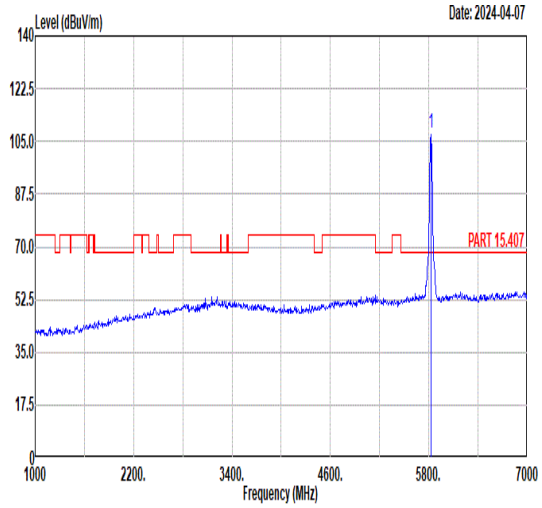 Freq Level Limit Line Margin Read Level Ant Factor Cable Loss Preamp Factor APos TPos Remark MHz dBuV/m dBuV/m dB dBuV dB/m dB dB cm deg 1 5825.00 107.73 ------ ------ 93.37 35.25 11.57 32.46 272 54 PEAK
Avg	Blank	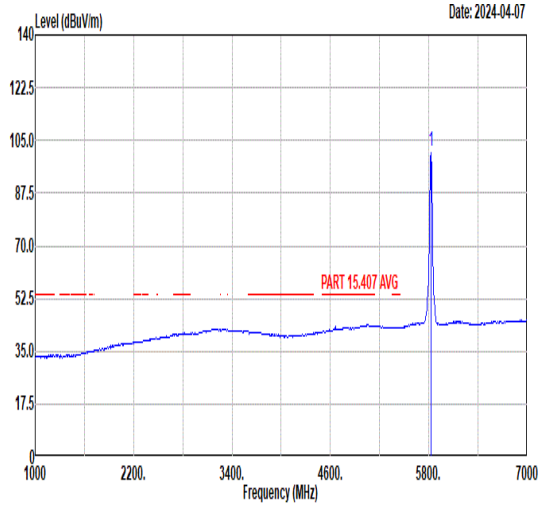 Freq Level Limit Line Margin Read Level Ant Factor Cable Loss Preamp Factor APos TPos Remark MHz dBuV/m dBuV/m dB dBuV dB/m dB dB cm deg 1 5825.00 101.62 ------ ------ 87.26 35.25 11.57 32.46 272 54 AVERAGE

Mode	34	
	Band Edge	
	U-NII-3_5.725-5.85_802.11n HT20_CH165_5825MHz	
Pol.	Vertical	Fundamental
Peak	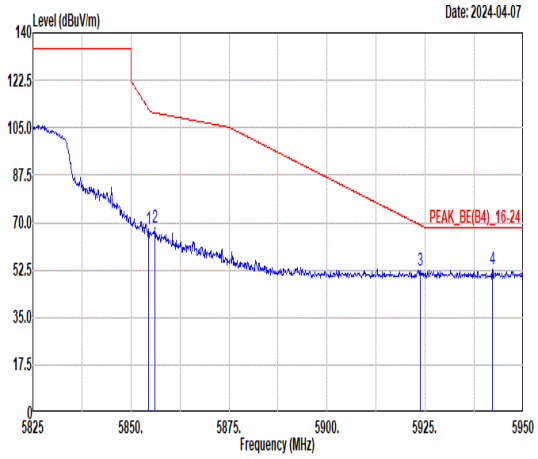 Freq Level Limit Line Margin Read Level Ant Factor Cable Loss Preamp Factor APos TPos Remark MHz dBuV/m dBuV/m dB dBuV dB/m dB dB cm deg 1 5854.50 67.53 111.94 -44.41 53.20 35.30 11.52 32.49 358 89 PEAK 2 5856.13 68.02 110.48 -42.46 53.69 35.30 11.52 32.49 358 89 PEAK 3 5923.75 52.31 69.12 -16.81 38.05 35.39 11.41 32.54 358 89 PEAK 4 5942.13 52.67 68.30 -15.63 38.44 35.42 11.37 32.56 358 89 PEAK	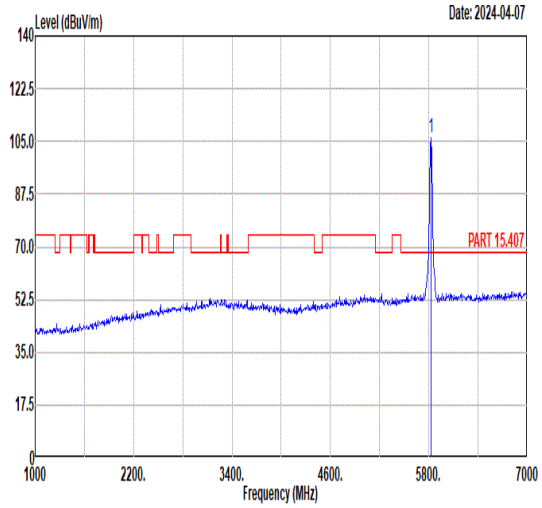 Freq Level Limit Line Margin Read Level Ant Factor Cable Loss Preamp Factor APos TPos Remark MHz dBuV/m dBuV/m dB dBuV dB/m dB dB cm deg 1 5825.00 106.01 ------ ------ 91.66 35.26 11.56 32.47 358 89 PEAK
Avg	Blank	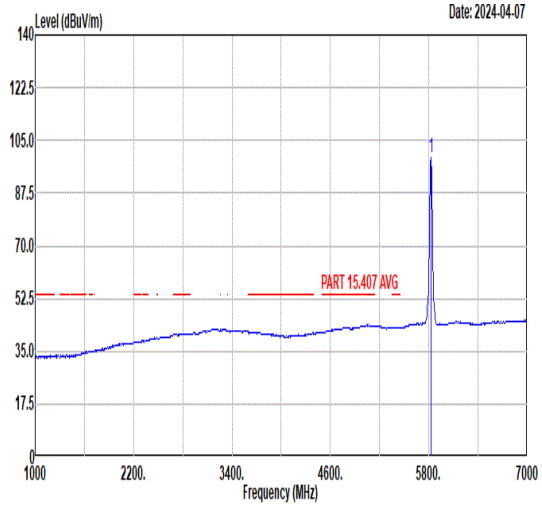 Freq Level Limit Line Margin Read Level Ant Factor Cable Loss Preamp Factor APos TPos Remark MHz dBuV/m dBuV/m dB dBuV dB/m dB dB cm deg 1 5825.00 99.08 ------ ------ 84.72 35.25 11.57 32.46 358 89 AVERAGE

Mode	34	
	Harmonic	
	U-NII-3_5.725-5.85_802.11n HT20_CH165_5825MHz	
Pol.	Horizontal	Vertical
Peak Avg	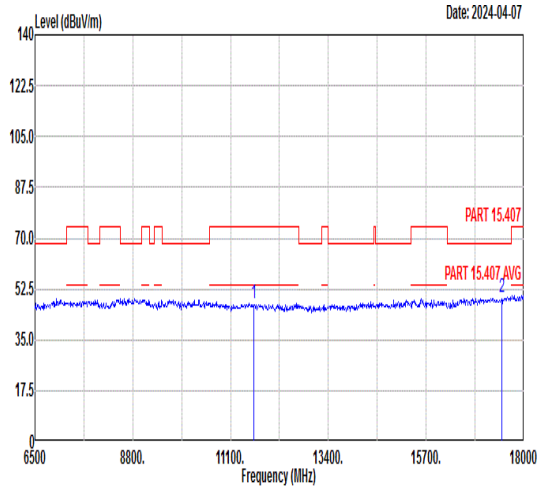 Freq Level Limit Line Margin Read Level Ant Factor Cable Loss Preamp Factor APos TPos Remark MHz dBuV/m dBuV/m dB dBuV dB/m dB dB cm deg 1 11650.00 47.60 74.00 -26.40 44.12 39.16 14.93 50.61 --- --- Peak 2 17475.00 49.74 68.30 -18.56 42.77 41.51 17.63 52.17 --- --- Peak	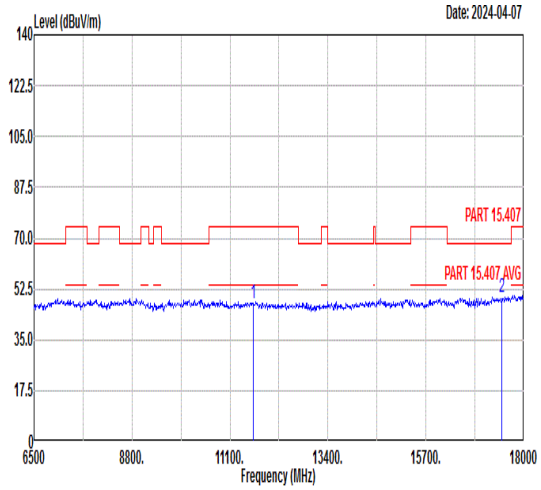 Freq Level Limit Line Margin Read Level Ant Factor Cable Loss Preamp Factor APos TPos Remark MHz dBuV/m dBuV/m dB dBuV dB/m dB dB cm deg 1 11650.00 47.35 74.00 -26.65 43.87 39.16 14.93 50.61 --- --- Peak 2 17475.00 49.84 68.30 -18.46 42.87 41.51 17.63 52.17 --- --- Peak

Mode	35	
	Band Edge - L	
	U-NII-3_5.725-5.85_802.11n HT40_CH151_5755MHz	
Pol.	Horizontal	Fundamental
Peak	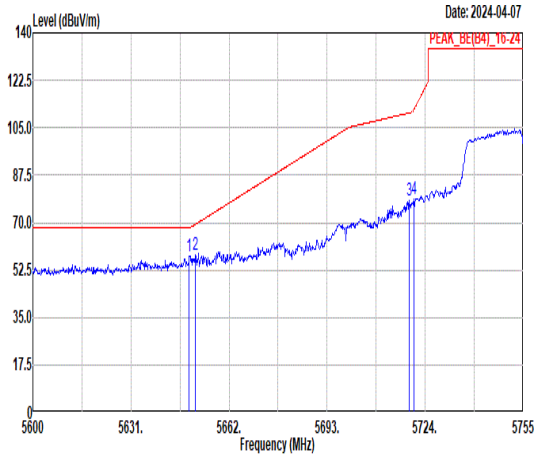 Freq Level Limit Line Margin (dB) Read Level Ant Factor Cable Loss Preamp Factor APos TPos Remark MHz dBuV/m dBuV/m dBuV dB/m dB dB cm deg 1 5649.45 57.85 68.30 -10.45 43.48 35.01 11.69 32.33 273 54 PEAK 2 5651.31 58.14 69.27 -11.13 43.77 35.01 11.69 32.33 273 54 PEAK 3 5718.89 78.03 110.49 -32.46 63.64 35.11 11.66 32.38 273 54 PEAK 4 5720.44 78.47 111.79 -33.32 64.08 35.11 11.66 32.38 273 54 PEAK	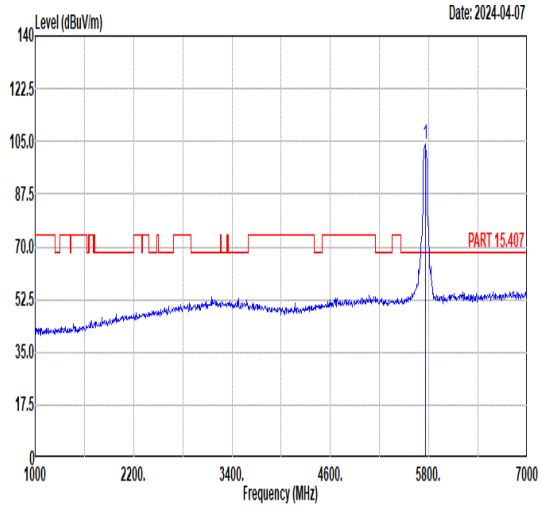 Freq Level Limit Line Margin (dB) Read Level Ant Factor Cable Loss Preamp Factor APos TPos Remark MHz dBuV/m dBuV/m dBuV dB/m dB dB cm deg 1 5755.00 104.20 ------ ------ 89.81 35.16 11.64 32.41 273 54 PEAK
Avg	Blank	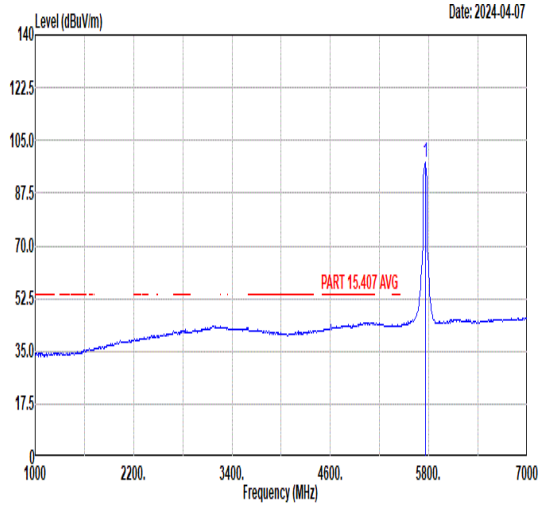 Freq Level Limit Line Margin (dB) Read Level Ant Factor Cable Loss Preamp Factor APos TPos Remark MHz dBuV/m dBuV/m dBuV dB/m dB dB cm deg 1 5755.00 97.65 ------ ------ 83.26 35.16 11.64 32.41 273 54 AVERAGE

Mode	35	
	Band Edge - R	
	U-NII-3_5.725-5.85_802.11n HT40_CH151_5755MHz	
Pol.	Horizontal	Fundamental
Peak	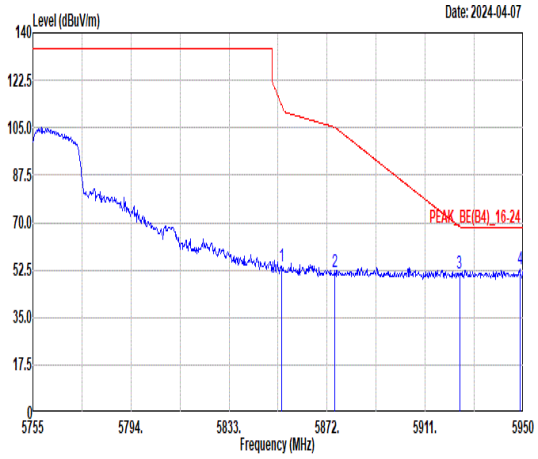 Freq Level Limit Line Margin (dB) Read Level Ant Factor Cable Loss Preamp Factor APos TPos Remark MHz dBuV/m dBuV/m dBuV dB/m dB dB cm deg 1 5854.06 54.09 112.94 -58.85 39.76 35.30 11.52 32.49 273 54 PEAK 2 5874.93 51.84 105.22 -53.38 37.53 35.32 11.49 32.50 273 54 PEAK 3 5924.65 51.29 68.46 -17.17 37.04 35.39 11.40 32.54 273 54 PEAK 4 5948.64 52.57 68.30 -15.73 38.34 35.43 11.36 32.56 273 54 PEAK	Blank

Mode	35	
	Band Edge - L	
	U-NII-3_5.725-5.85_802.11n HT40_CH151_5755MHz	
Pol.	Vertical	Fundamental
Peak	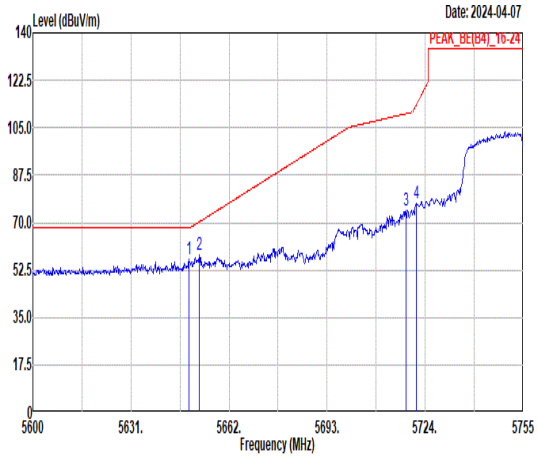 Freq Level Limit Line Margin (dB) Read Level Ant Factor Cable Loss Preamp Factor APos TPos Remark MHz dBuV/m dBuV/m dBuV dB/m dB dB cm deg 1 5649.45 56.52 68.30 -11.78 42.15 35.01 11.69 32.33 367 91 PEAK 2 5652.70 57.93 70.30 -12.37 43.56 35.01 11.69 32.33 367 91 PEAK 3 5717.96 74.46 110.23 -35.77 60.07 35.11 11.66 32.38 367 91 PEAK 4 5721.21 77.05 113.56 -36.51 62.67 35.11 11.65 32.38 367 91 PEAK	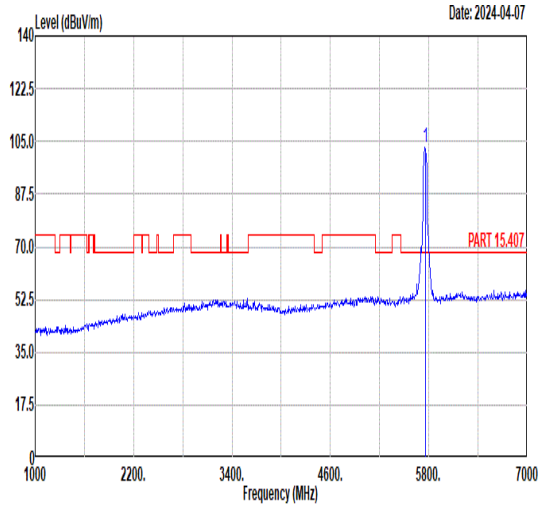 Freq Level Limit Line Margin (dB) Read Level Ant Factor Cable Loss Preamp Factor APos TPos Remark MHz dBuV/m dBuV/m dBuV dB/m dB dB cm deg 1 5755.00 102.97 ------ ------ 88.59 35.14 11.64 32.40 367 91 PEAK
Avg	Blank	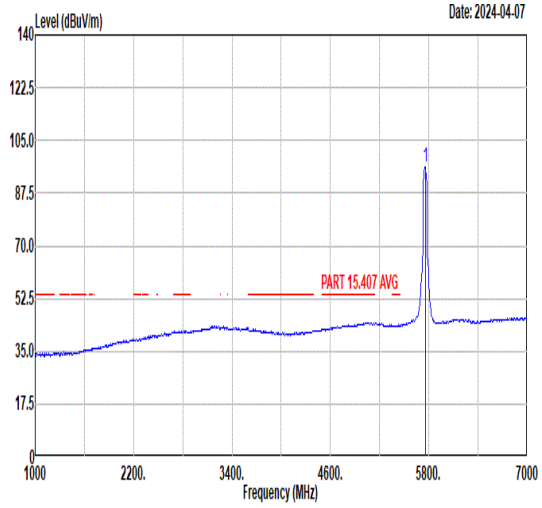 Freq Level Limit Line Margin (dB) Read Level Ant Factor Cable Loss Preamp Factor APos TPos Remark MHz dBuV/m dBuV/m dBuV dB/m dB dB cm deg 1 5755.00 96.38 ------ ------ 82.00 35.15 11.64 32.41 367 91 AVERAGE

Mode	35	
	Band Edge - R	
	U-NII-3_5.725-5.85_802.11n HT40_CH151_5755MHz	
Pol.	Vertical	Fundamental
Peak	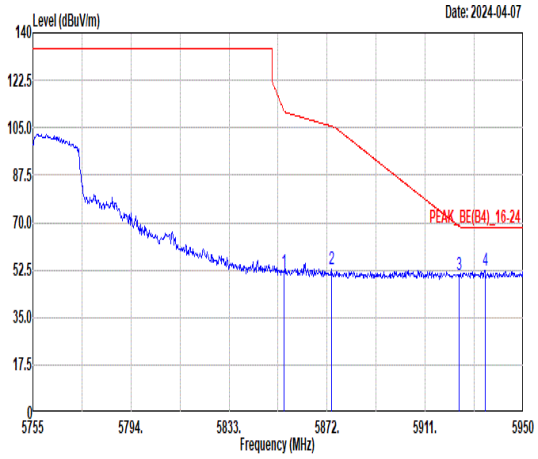 Freq Level Limit Line Margin (dB) Read Level Ant Factor Cable Loss Preamp Factor APos TPos Remark MHz dBuV/m dBuV/m dBuV dB/m dB dB cm deg 1 5854.84 51.59 111.17 -59.58 37.26 35.30 11.52 32.49 367 91 PEAK 2 5873.76 52.58 105.55 -52.97 38.27 35.32 11.49 32.50 367 91 PEAK 3 5924.46 50.61 68.60 -17.99 36.36 35.39 11.40 32.54 367 91 PEAK 4 5934.79 52.41 68.30 -15.89 38.16 35.41 11.39 32.55 367 91 PEAK	Blank

Mode	36	
	Band Edge - L	
	U-NII-3_5.725-5.85_802.11n HT40_CH159_5795MHz	
Pol.	Horizontal	Fundamental
Peak	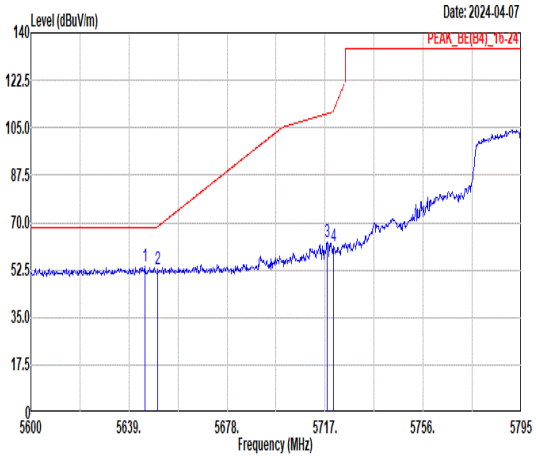 Freq Level Limit Line Margin (dB) Read Level Ant Factor Cable Loss Preamp Factor APos TPos Remark MHz dBuV/m dBuV/m dBuV dB/m dB dB cm deg 1 5645.24 53.71 68.30 -14.59 39.34 35.00 11.69 32.32 273 62 PEAK 2 5650.51 52.57 68.67 -16.10 38.20 35.01 11.69 32.33 273 62 PEAK 3 5717.78 62.83 110.18 -47.35 48.45 35.10 11.66 32.38 273 62 PEAK 4 5720.32 61.15 111.52 -50.37 46.76 35.11 11.66 32.38 273 62 PEAK	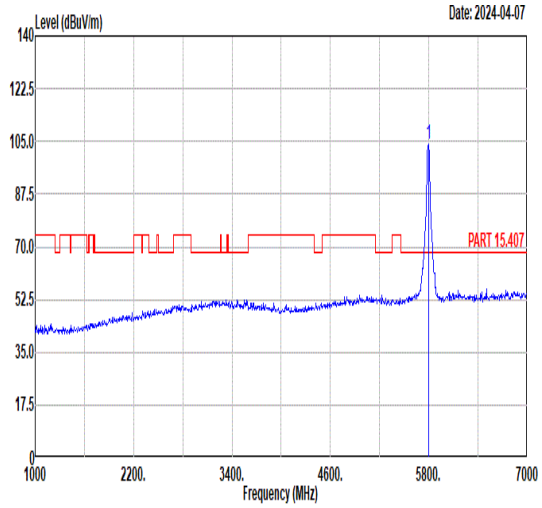 Freq Level Limit Line Margin (dB) Read Level Ant Factor Cable Loss Preamp Factor APos TPos Remark MHz dBuV/m dBuV/m dBuV dB/m dB dB cm deg 1 5795.00 104.02 ------ ------ 89.63 35.21 11.62 32.44 273 62 PEAK
Avg	Blank	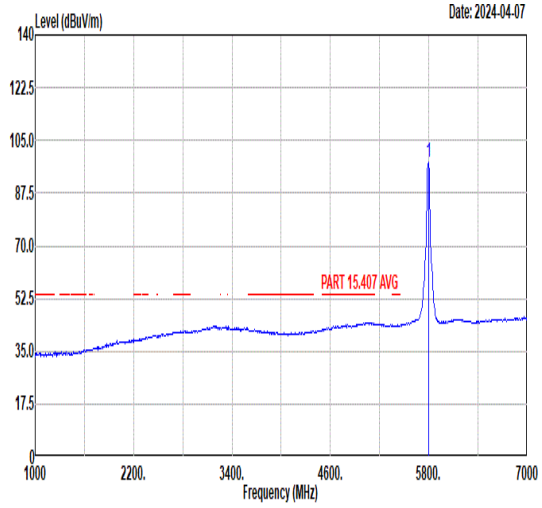 Freq Level Limit Line Margin (dB) Read Level Ant Factor Cable Loss Preamp Factor APos TPos Remark MHz dBuV/m dBuV/m dBuV dB/m dB dB cm deg 1 5795.00 97.57 ------ ------ 83.18 35.21 11.62 32.44 273 62 AVERAGE

Mode	36	
	Band Edge - R	
	U-NII-3_5.725-5.85_802.11n HT40_CH159_5795MHz	
Pol.	Horizontal	Fundamental
Peak	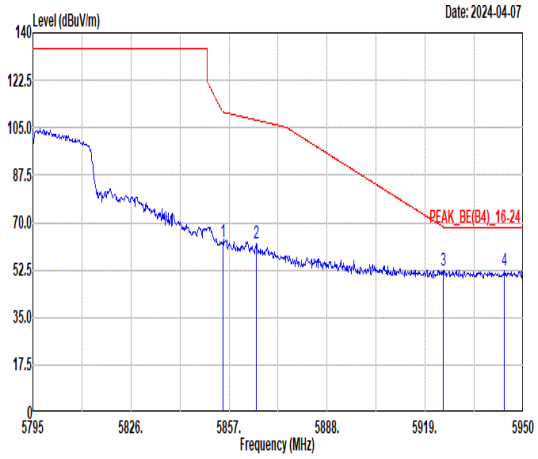 Freq Level Limit Line Margin (dB) Read Level Ant Factor Cable Loss Preamp Factor APos TPos Remark MHz dBuV/m dBuV/m dBuV dB/m dB dB cm deg 1 5854.99 62.99 110.83 -47.84 48.66 35.30 11.52 32.49 273 62 PEAK 2 5865.68 62.35 107.81 -45.46 48.04 35.31 11.50 32.50 273 62 PEAK 3 5924.74 52.27 68.40 -16.13 38.02 35.39 11.40 32.54 273 62 PEAK 4 5944.11 52.32 68.30 -15.98 38.09 35.42 11.37 32.56 273 62 PEAK	Blank

Mode	36	
	Band Edge - L	
	U-NII-3_5.725-5.85_802.11n HT40_CH159_5795MHz	
Pol.	Vertical	Fundamental
Peak	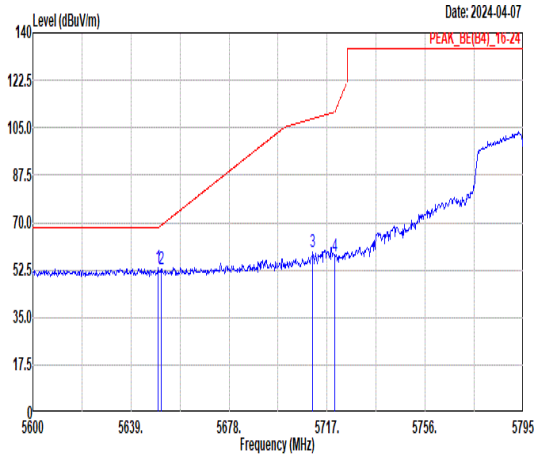 Freq Level Limit Line Margin (dB) Read Level Ant Factor Cable Loss Preamp Factor APos TPos Remark MHz dBuV/m dBuV/m dBuV dB/m dB dB cm deg 1 5649.92 53.16 68.30 -15.14 38.79 35.01 11.69 32.33 361 90 PEAK 2 5650.90 52.67 68.96 -16.29 38.30 35.01 11.69 32.33 361 90 PEAK 3 5711.35 59.24 108.38 -49.14 44.86 35.10 11.66 32.38 361 90 PEAK 4 5720.12 57.51 111.07 -53.56 43.12 35.11 11.66 32.38 361 90 PEAK	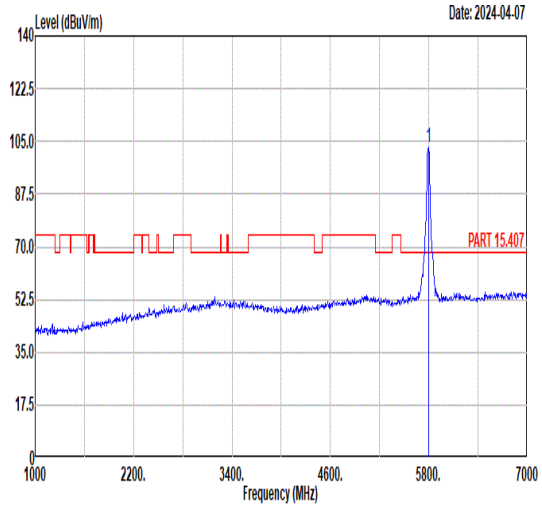 Freq Level Limit Line Margin (dB) Read Level Ant Factor Cable Loss Preamp Factor APos TPos Remark MHz dBuV/m dBuV/m dBuV dB/m dB dB cm deg 1 5795.00 102.86 ------ ------ 88.47 35.21 11.62 32.44 361 90 PEAK
Avg	Blank	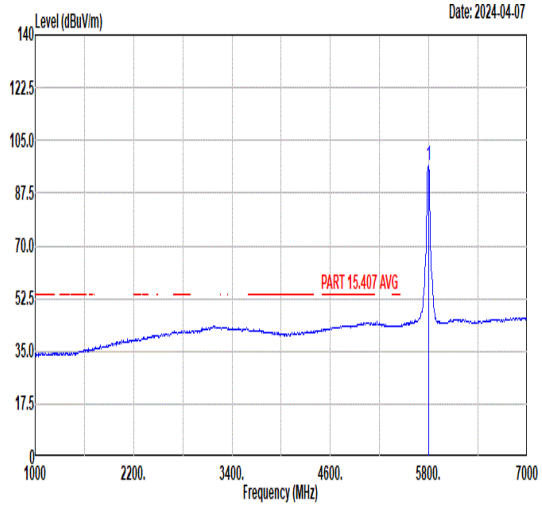 Freq Level Limit Line Margin (dB) Read Level Ant Factor Cable Loss Preamp Factor APos TPos Remark MHz dBuV/m dBuV/m dBuV dB/m dB dB cm deg 1 5795.00 96.46 ------ ------ 82.07 35.21 11.62 32.44 361 90 AVERAGE

Mode	36	
	Band Edge - R	
	U-NII-3_5.725-5.85_802.11n HT40_CH159_5795MHz	
Pol.	Vertical	Fundamental
Peak	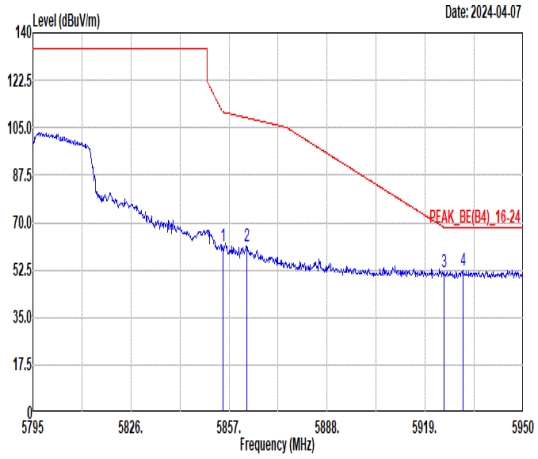 Freq Level Limit Line Margin (dB) Read Level Ant Factor Cable Loss Preamp Factor APos TPos Remark MHz dBuV/m dBuV/m dBuV dB/m dB dB cm deg 1 5854.99 61.36 110.83 -49.47 47.03 35.30 11.52 32.49 361 90 PEAK 2 5862.58 61.51 108.68 -47.17 47.18 35.31 11.51 32.49 361 90 PEAK 3 5924.89 51.96 68.28 -16.32 37.71 35.39 11.40 32.54 361 90 PEAK 4 5930.94 52.49 68.30 -15.81 38.25 35.40 11.39 32.55 361 90 PEAK	Blank

Mode	37	
	Band Edge - L	
	U-NII-3_5.725-5.85_802.11ac VHT80_CH155_5775MHz	
Pol.	Horizontal	Fundamental
Peak	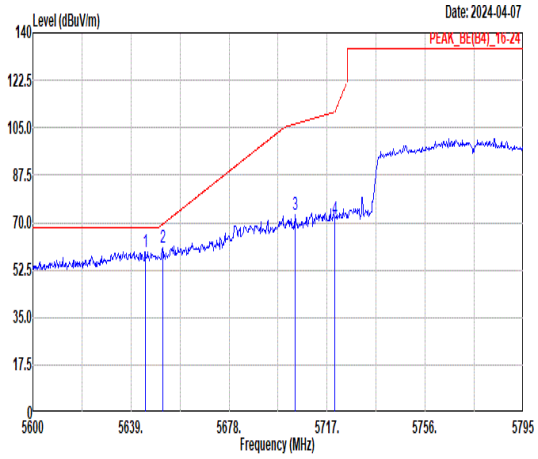 Freq Level Limit Line Margin Read Level Ant Factor Cable Loss Preamp Factor APos TPos Remark MHz dBuV/m dBuV/m dB dBuV dB/m dB dB cm deg 1 5644.66 59.40 68.30 -8.90 45.03 35.00 11.69 32.32 270 48 PEAK 2 5651.68 60.80 69.54 -8.74 46.43 35.01 11.69 32.33 270 48 PEAK 3 5704.13 72.72 106.36 -33.64 58.34 35.09 11.66 32.37 270 48 PEAK 4 5720.12 71.18 111.07 -39.89 56.79 35.11 11.66 32.38 270 48 PEAK	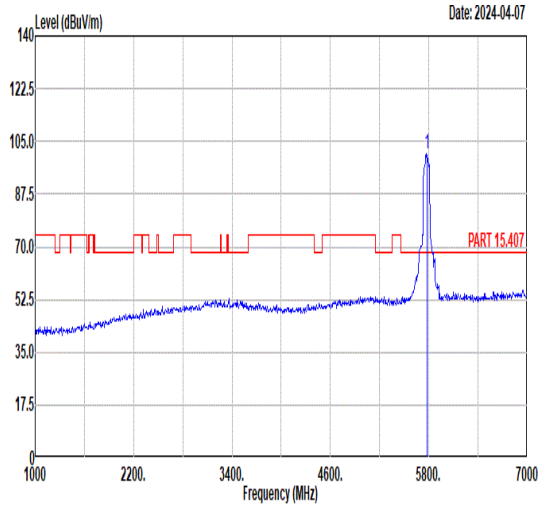 Freq Level Limit Line Margin Read Level Ant Factor Cable Loss Preamp Factor APos TPos Remark MHz dBuV/m dBuV/m dB dBuV dB/m dB dB cm deg 1 5775.00 100.74 ------ ------ 86.35 35.18 11.63 32.42 270 48 PEAK
Avg	Blank	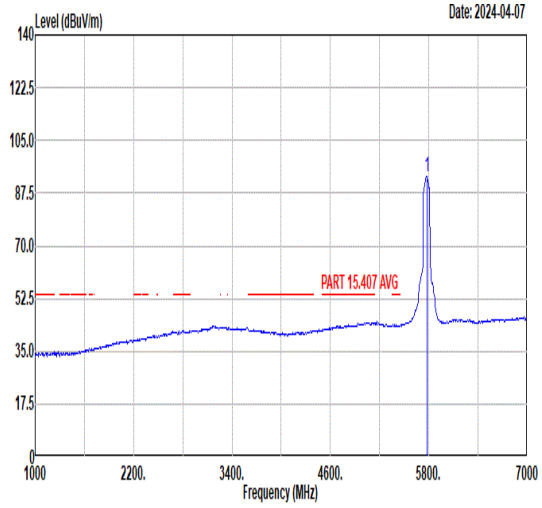 Freq Level Limit Line Margin Read Level Ant Factor Cable Loss Preamp Factor APos TPos Remark MHz dBuV/m dBuV/m dB dBuV dB/m dB dB cm deg 1 5775.00 92.87 ------ ------ 78.48 35.19 11.63 32.43 270 48 AVERAGE

Mode	37	
	Band Edge - R	
	U-NII-3_5.725-5.85_802.11ac VHT80_CH155_5775MHz	
Pol.	Horizontal	Fundamental
Peak	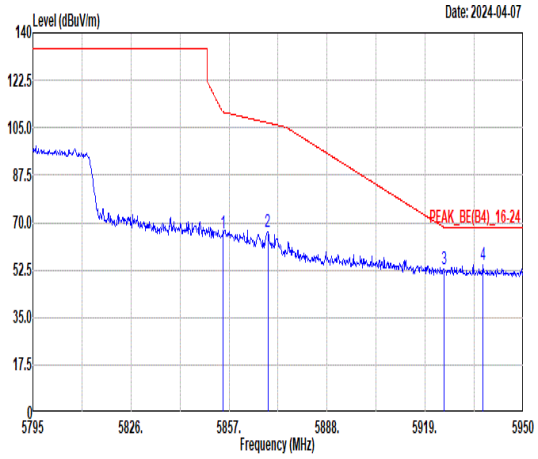 Freq Level Limit Line Margin Read Level Ant Factor Cable Loss Preamp Factor APos TPos Remark MHz dBuV/m dBuV/m dB dBuV dB/m dB dB cm deg 1 5854.99 66.16 110.83 -44.67 51.83 35.30 11.52 32.49 270 48 PEAK 2 5869.25 66.55 106.81 -40.26 52.23 35.32 11.50 32.50 270 48 PEAK 3 5924.89 52.90 68.28 -15.38 38.65 35.39 11.40 32.54 270 48 PEAK 4 5937.29 54.43 68.30 -13.87 40.19 35.41 11.38 32.55 270 48 PEAK	Blank

Mode	37	
	Band Edge - L	
	U-NII-3_5.725-5.85_802.11ac VHT80_CH155_5775MHz	
Pol.	Vertical	Fundamental
Peak	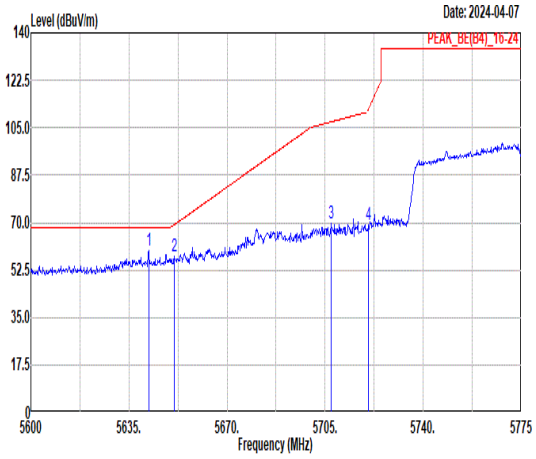 Freq Level Limit Line Margin Read Level Ant Factor Cable Loss Preamp Factor APos TPos Remark MHz dBuV/m dBuV/m dB dBuV dB/m dB dB cm deg 1 5642.00 59.62 68.30 -8.68 45.25 35.00 11.69 32.32 364 90 PEAK 2 5651.10 57.58 69.12 -11.54 43.21 35.01 11.69 32.33 364 90 PEAK 3 5707.10 69.52 107.19 -37.67 55.14 35.09 11.66 32.37 364 90 PEAK 4 5720.58 69.31 112.11 -42.80 54.92 35.11 11.66 32.38 364 90 PEAK	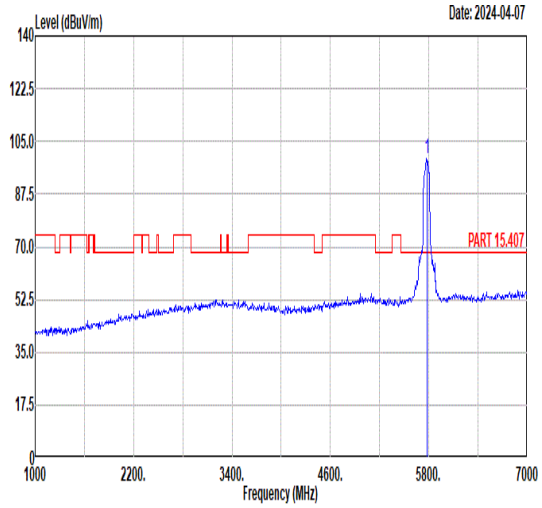 Freq Level Limit Line Margin Read Level Ant Factor Cable Loss Preamp Factor APos TPos Remark MHz dBuV/m dBuV/m dB dBuV dB/m dB dB cm deg 1 5775.00 99.15 ------ ------ 84.76 35.18 11.63 32.42 364 90 PEAK
Avg	Blank	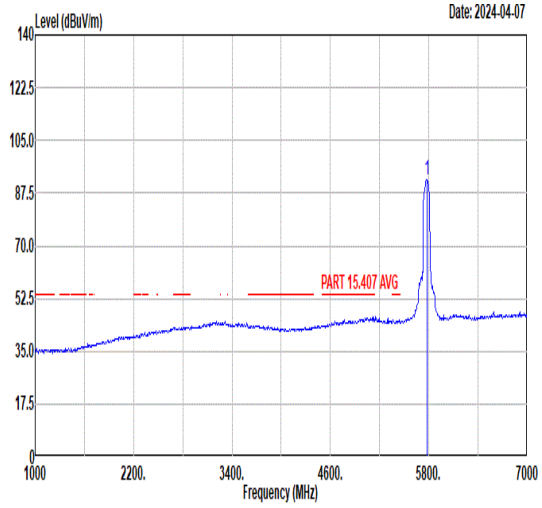 Freq Level Limit Line Margin Read Level Ant Factor Cable Loss Preamp Factor APos TPos Remark MHz dBuV/m dBuV/m dB dBuV dB/m dB dB cm deg 1 5775.00 92.14 ------ ------ 77.75 35.19 11.63 32.43 364 90 AVERAGE

Mode	37	
	Band Edge - R	
	U-NII-3_5.725-5.85_802.11ac VHT80_CH155_5775MHz	
Pol.	Vertical	Fundamental
Peak	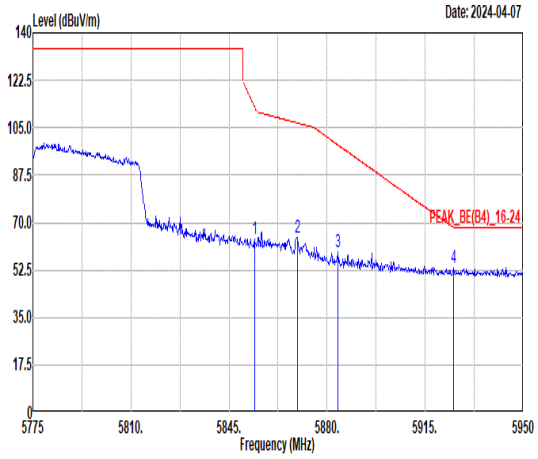 Freq Level Limit Line Margin Read Level Ant Factor Cable Loss Preamp Factor APos TPos Remark MHz dBuV/m dBuV/m dB dBuV dB/m dB dB cm deg 1 5854.10 64.02 112.85 -48.83 49.69 35.30 11.52 32.49 364 90 PEAK 2 5869.33 64.71 106.79 -42.08 50.39 35.32 11.50 32.50 364 90 PEAK 3 5883.85 59.32 98.63 -39.31 45.02 35.34 11.47 32.51 364 90 PEAK 4 5925.15 53.32 68.30 -14.98 39.06 35.40 11.40 32.54 364 90 PEAK	Blank

Mode	37	
	Harmonic	
	U-NII-3_5.725-5.85_802.11ac VHT80_CH155_5775MHz	
Pol.	Horizontal	Vertical
Peak Avg	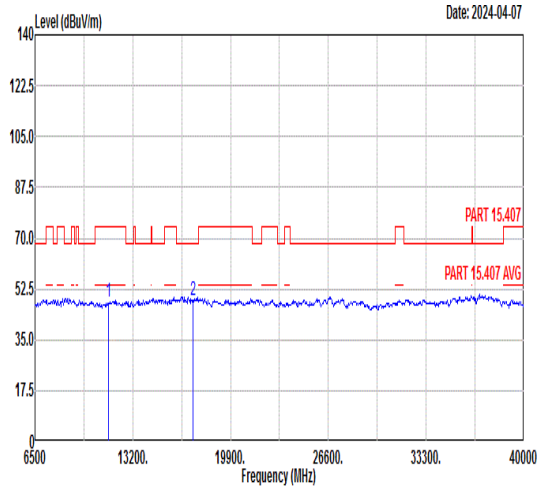 Freq Level Limit Line Margin Read Level Ant Factor Cable Loss Preamp Factor APos TPos Remark MHz dBuV/m dBuV/m dB dBuV dB/m dB dB cm deg 1 11550.00 47.99 74.00 -26.01 44.81 38.98 14.87 50.67 --- --- Peak 2 17325.00 48.80 68.30 -19.50 41.66 41.57 17.59 52.02 --- --- Peak	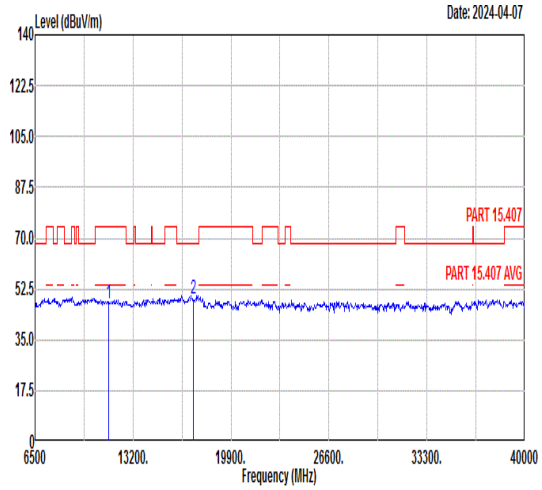 Freq Level Limit Line Margin Read Level Ant Factor Cable Loss Preamp Factor APos TPos Remark MHz dBuV/m dBuV/m dB dBuV dB/m dB dB cm deg 1 11550.00 47.44 74.00 -26.56 44.26 38.98 14.87 50.67 --- --- Peak 2 17325.00 49.38 68.30 -18.92 42.24 41.57 17.59 52.02 --- --- Peak

Mode	38	
	LF	
	U-NII-1_5.15-5.25_802.11n HT20_CH36_5180MHz	
Pol.	Horizontal	Vertical
QP/ Peak	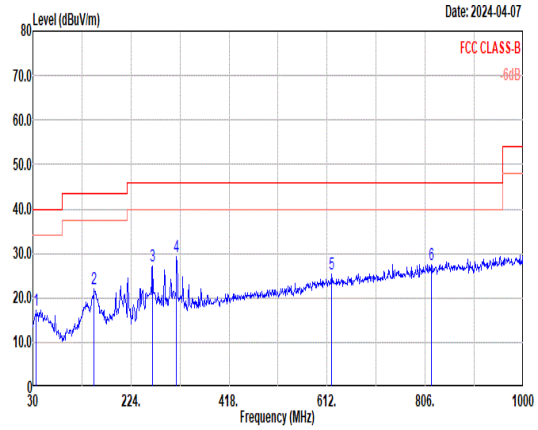	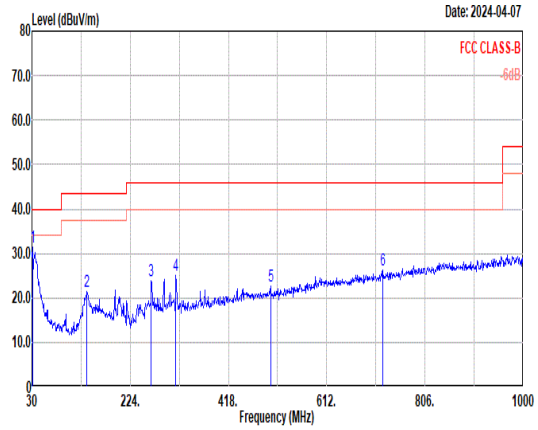

Horizontal:

	Freq	Level	Limit Line	Margin	Read Level	Ant Factor	Cable Loss	Preamp Factor	APos	TPos	Remark
	MHz	dBuV/m	dBuV/m	dB	dBuV	dB/m	dB	dB	cm	deg	
1	36.79	17.15	40.00	-22.85	26.00	21.06	1.29	31.20	--	--	Peak
2	151.25	22.08	43.50	-21.42	34.50	16.48	2.20	31.10	--	--	Peak
3	266.68	27.27	46.00	-18.73	35.96	19.64	2.57	30.90	--	--	Peak
4	314.21	29.22	46.00	-16.78	37.60	19.72	2.77	30.87	--	--	Peak
5	620.73	25.43	46.00	-20.57	27.58	25.02	3.79	30.96	--	--	Peak
6	818.61	27.60	46.00	-18.40	28.13	26.25	4.30	31.08	--	--	Peak

Vertical:

	Freq	Level	Limit Line	Margin	Read Level	Ant Factor	Cable Loss	Preamp Factor	APos	TPos	Remark
	MHz	dBuV/m	dBuV/m	dB	dBuV	dB/m	dB	dB	cm	deg	
1	30.97	31.29	40.00	-8.71	36.66	24.62	1.21	31.20	--	--	Peak
2	138.64	21.33	43.50	-22.17	32.85	17.46	2.14	31.12	--	--	Peak
3	265.71	23.92	46.00	-22.08	32.53	19.72	2.57	30.90	--	--	Peak
4	314.21	24.92	46.00	-21.08	33.30	19.72	2.77	30.87	--	--	Peak
5	501.42	22.69	46.00	-23.31	26.19	23.73	3.48	30.71	--	--	Peak
6	722.58	26.35	46.00	-19.65	27.61	25.52	4.09	30.87	--	--	Peak

Mode	39	
	LF	
	U-NII-3_5.725-5.85_802.11ac VHT80_CH155_5775MHz	
Pol.	Horizontal	Vertical
QP/ Peak	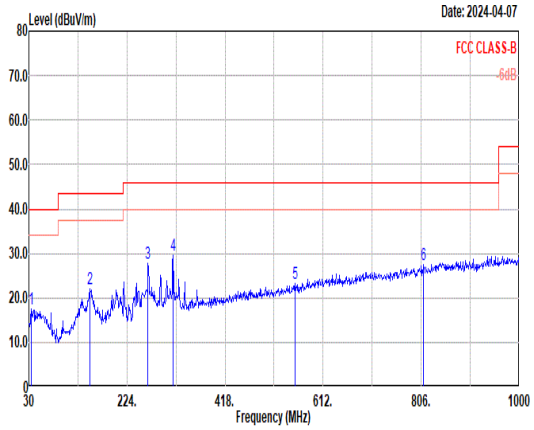 Freq Level Limit Line Margin Read Level Ant Factor Cable Loss Preamp Factor APos TPos Remark 1 34.85 17.44 40.00 -22.56 25.07 22.30 1.27 31.20 -- -- Peak 2 151.25 21.91 43.50 -21.59 34.33 16.48 2.20 31.10 -- -- Peak 3 265.71 27.83 46.00 -18.17 36.44 19.72 2.57 30.90 -- -- Peak 4 315.18 29.52 46.00 -16.48 37.87 19.74 2.78 30.87 -- -- Peak 5 556.71 23.20 46.00 -22.80 25.58 24.99 3.63 31.00 -- -- Peak 6 810.85 27.38 46.00 -18.62 28.00 26.19 4.28 31.09 -- -- Peak	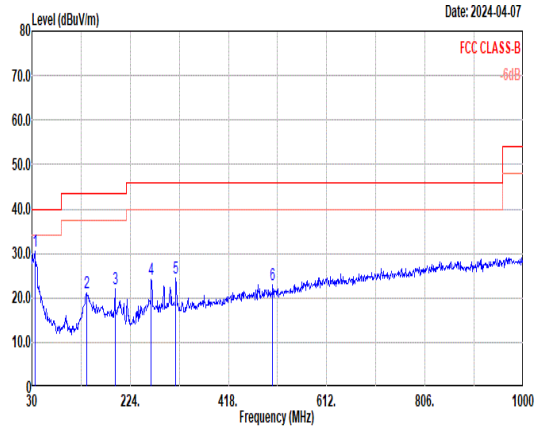 Freq Level Limit Line Margin Read Level Ant Factor Cable Loss Preamp Factor APos TPos Remark 1 35.82 30.38 40.00 -9.62 38.62 21.68 1.28 31.20 -- -- Peak 2 137.67 21.18 43.50 -22.32 32.64 17.52 2.14 31.12 -- -- Peak 3 193.93 21.91 43.50 -21.59 35.21 15.32 2.30 30.92 -- -- Peak 4 265.71 24.19 46.00 -21.81 32.80 19.72 2.57 30.90 -- -- Peak 5 314.21 24.41 46.00 -21.59 32.79 19.72 2.77 30.87 -- -- Peak 6 505.30 23.09 46.00 -22.91 26.50 23.83 3.49 30.73 -- -- Peak

Mode	40	
	Band Edge	
	U-NII-1_5.15-5.25_802.11n HT20_CH36_5180MHz+LTE B13 Link Co-TX	
Pol.	Horizontal	Fundamental
Peak	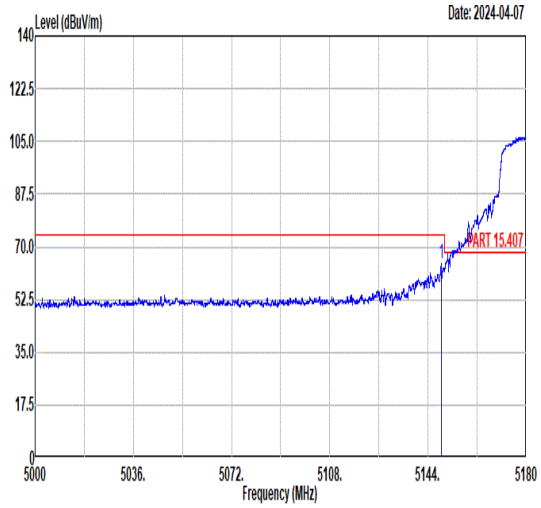 Freq Level Limit Line Margin Read Level Ant Factor Cable Loss Preamp Factor APos TPos Remark MHz dBuV/m dBuV/m dB dBuV dB/m dB dB cm deg 1 5148.77 64.20 74.00 -9.80 50.02 34.87 11.09 31.78 297 54 PEAK	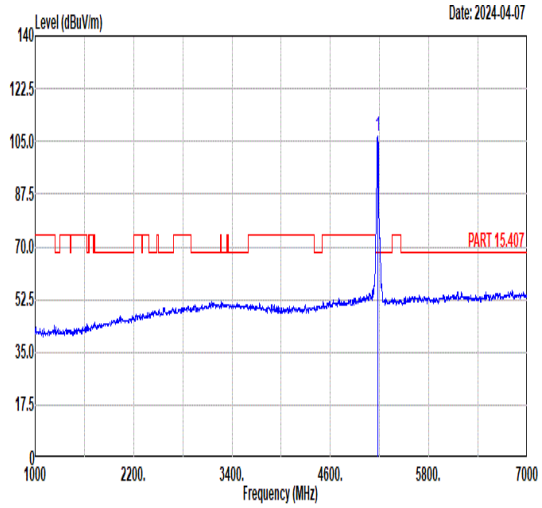 Freq Level Limit Line Margin Read Level Ant Factor Cable Loss Preamp Factor APos TPos Remark MHz dBuV/m dBuV/m dB dBuV dB/m dB dB cm deg 1 5180.00 106.58 ------ ------ 92.45 34.87 11.07 31.81 297 54 PEAK
Avg	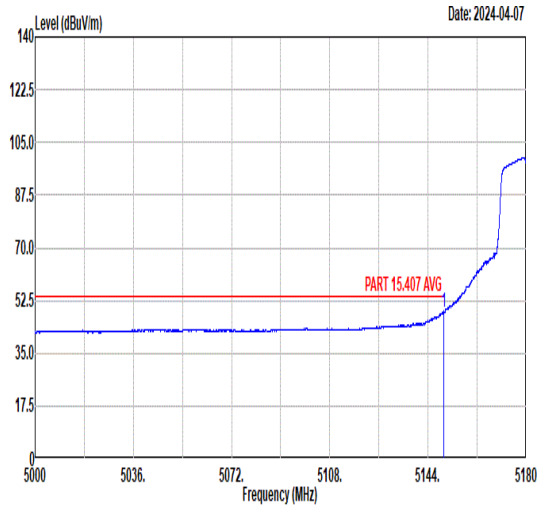 Freq Level Limit Line Margin Read Level Ant Factor Cable Loss Preamp Factor APos TPos Remark MHz dBuV/m dBuV/m dB dBuV dB/m dB dB cm deg 1 5149.85 48.55 54.00 -5.45 34.37 34.87 11.09 31.78 297 54 AVERAGE	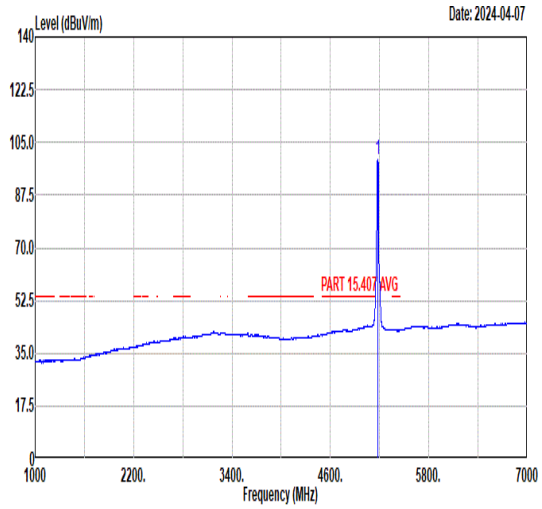 Freq Level Limit Line Margin Read Level Ant Factor Cable Loss Preamp Factor APos TPos Remark MHz dBuV/m dBuV/m dB dBuV dB/m dB dB cm deg 1 5180.00 99.20 ------ ------ 85.09 34.86 11.07 31.82 297 54 AVERAGE

Mode	40	
	Band Edge	
	U-NII-1_5.15-5.25_802.11n HT20_CH36_5180MHz+LTE B13 Link Co-TX	
Pol.	Vertical	Fundamental
Peak	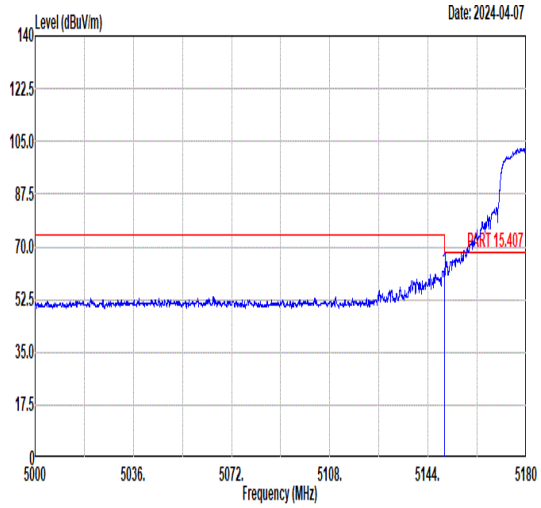 Freq Level Limit Line Margin Read Level Ant Factor Cable Loss Preamp Factor APos TPos Remark MHz dBuV/m dBuV/m dB dBuV dB/m dB dB cm deg 1 5149.99 62.07 74.00 -11.93 47.90 34.87 11.08 31.78 298 293 PEAK	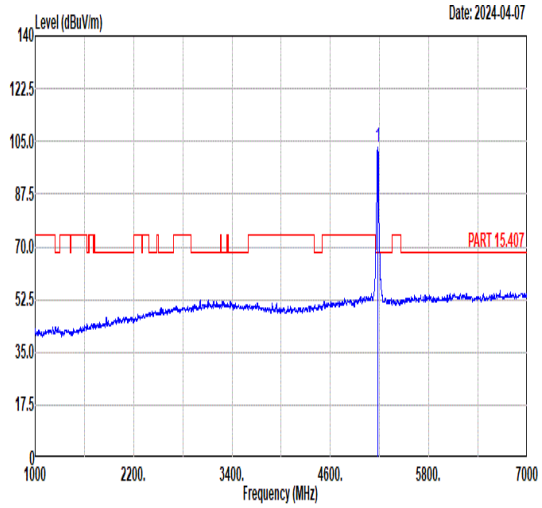 Freq Level Limit Line Margin Read Level Ant Factor Cable Loss Preamp Factor APos TPos Remark MHz dBuV/m dBuV/m dB dBuV dB/m dB dB cm deg 1 5180.00 102.85 ------ ------ 88.74 34.86 11.07 31.82 298 293 PEAK
Avg	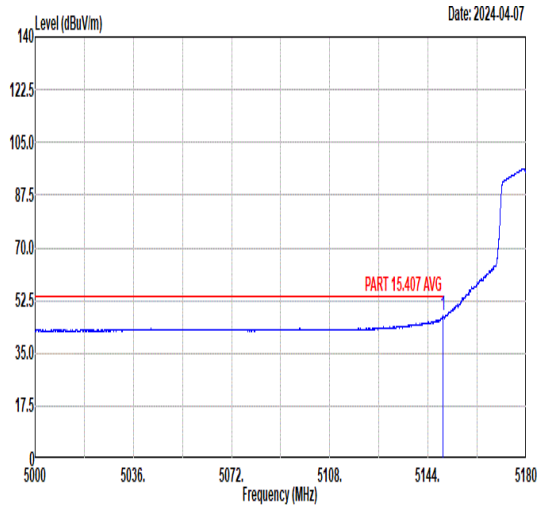 Freq Level Limit Line Margin Read Level Ant Factor Cable Loss Preamp Factor APos TPos Remark MHz dBuV/m dBuV/m dB dBuV dB/m dB dB cm deg 1 5149.51 47.42 54.00 -6.58 33.24 34.87 11.09 31.78 298 293 AVERAGE	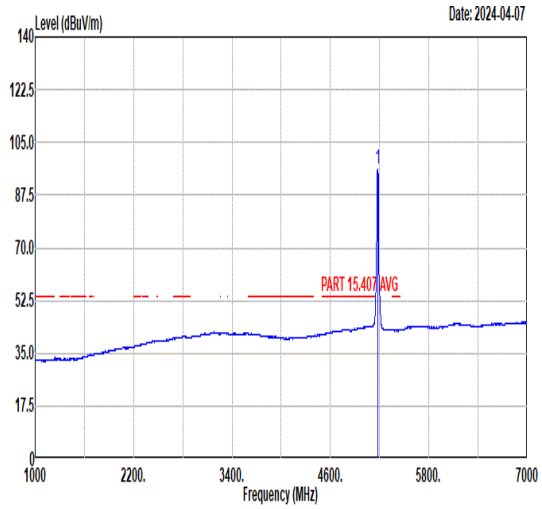 Freq Level Limit Line Margin Read Level Ant Factor Cable Loss Preamp Factor APos TPos Remark MHz dBuV/m dBuV/m dB dBuV dB/m dB dB cm deg 1 5180.00 96.20 ------ ------ 82.07 34.87 11.07 31.81 298 293 AVERAGE

Mode	40	
	Harmonic	
	U-NII-1_5.15-5.25_802.11n HT20_CH36_5180MHz+LTE B13 Link Co-TX	
Pol.	Horizontal	Vertical
Peak Avg	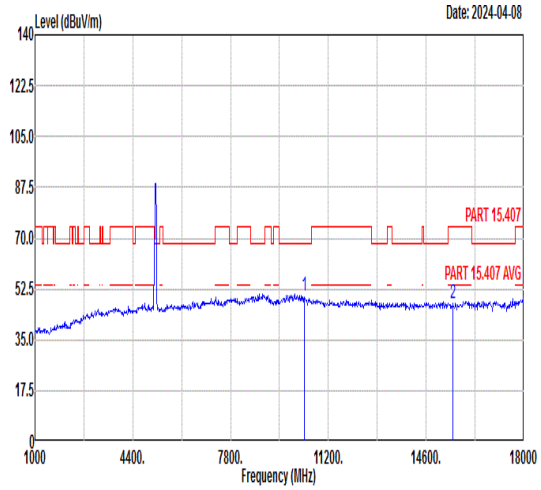 Freq Level Limit Line Margin Read Level Ant Factor Cable Loss Preamp Factor APos TPos Remark MHz dBuV/m dBuV/m dB dBuV dB/m dB dB cm deg 1 10360.00 50.30 68.30 -18.00 48.45 38.47 14.15 50.77 --- --- Peak 2 15540.00 47.29 74.00 -26.71 40.43 41.44 16.85 51.43 --- --- Peak	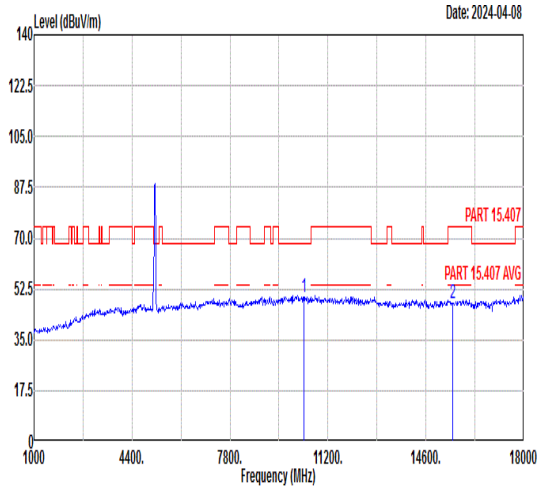 Freq Level Limit Line Margin Read Level Ant Factor Cable Loss Preamp Factor APos TPos Remark MHz dBuV/m dBuV/m dB dBuV dB/m dB dB cm deg 1 10360.00 49.63 68.30 -18.67 47.78 38.47 14.15 50.77 --- --- Peak 2 15540.00 47.72 74.00 -26.28 40.86 41.44 16.85 51.43 --- --- Peak

Note: the highest signals over limit is co-location fundamental signal.

Mode	41	
	Band Edge	
	U-NII-1_5.15-5.25_802.11n HT20_CH36_5180MHz+BLE2M CH38+LTE B13 Link Co-TX	
Pol.	Horizontal	Fundamental
Peak	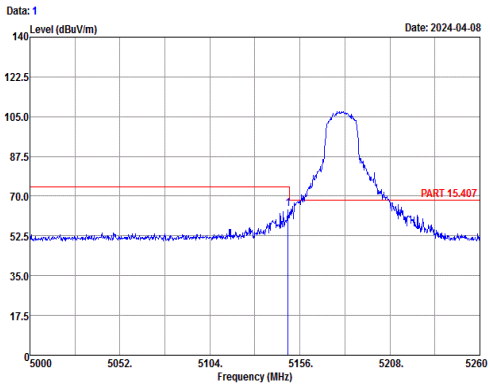 Freq Level Over Limit Limit Line ReadLevel Antenna Factor Cable Loss Preamp Factor A/Pos T/Pos Remark MHz dBuV/m dB dBuV/m dBuV dB/m dB dB cm deg 1 * 5149.24 64.23 -9.77 74.00 50.06 34.87 11.09 31.79 146 49 Peak	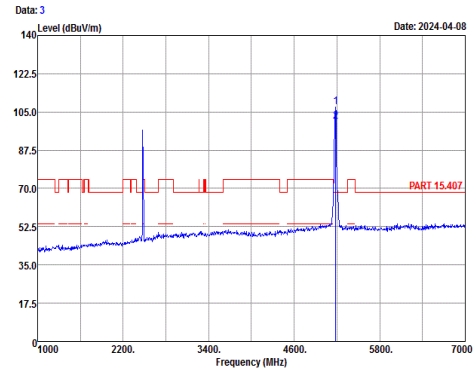 Freq Level Over Limit Limit Line ReadLevel Antenna Factor Cable Loss Preamp Factor A/Pos T/Pos Remark MHz dBuV/m dB dBuV/m dBuV dB/m dB dB cm deg 1 * 5180.00 107.28 38.98 68.30 93.17 34.86 11.07 31.82 146 49 Peak 2 5180.00 100.63 ------ ------ 86.52 34.86 11.07 31.82 146 49 Average
Avg	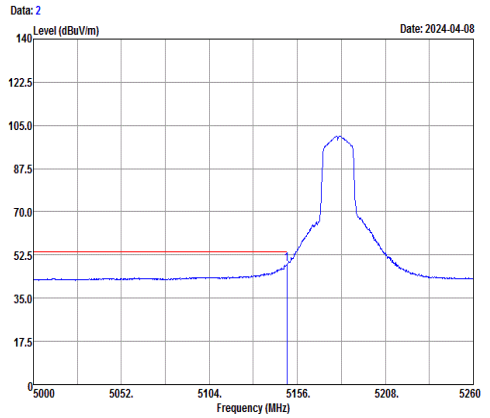 Freq Level Over Limit Limit Line ReadLevel Antenna Factor Cable Loss Preamp Factor A/Pos T/Pos Remark MHz dBuV/m dB dBuV/m dBuV dB/m dB dB cm deg 1 5149.76 48.68 -5.32 54.00 34.51 34.87 11.09 31.79 146 49 Average	Blank

Mode	41	
	Band Edge	
	U-NII-1_5.15-5.25_802.11n HT20_CH36_5180MHz+BLE2M CH38+LTE B13 Link Co-TX	
Pol.	Vertical	Fundamental
Peak	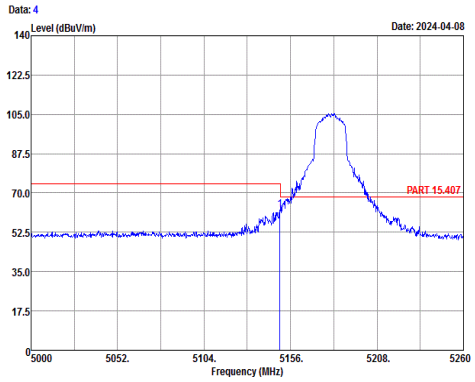 Freq Level Over Limit Limit Line ReadAntenna Level Cable Loss Preamp Factor A/Pos T/Pos Remark MHz dBuV/m dB dBuV/m dBuV dB/m dB dB cm deg 1 * 5149.50 62.47 -11.53 74.00 48.30 34.87 11.09 31.79 280 293 Peak	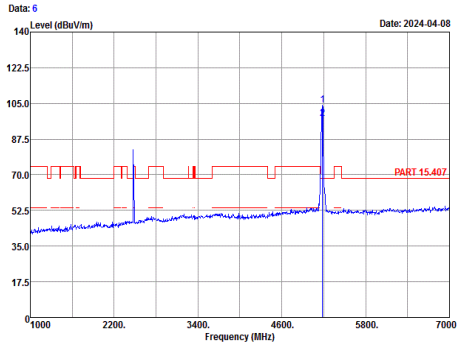 Freq Level Over Limit Limit Line ReadAntenna Level Cable Loss Preamp Factor A/Pos T/Pos Remark MHz dBuV/m dB dBuV/m dBuV dB/m dB dB cm deg 1 * 5180.00 104.30 36.00 68.30 90.19 34.86 11.07 31.82 280 293 Peak 2 5180.00 97.53 ------ ------ 83.42 34.86 11.07 31.82 280 293 Average
Avg	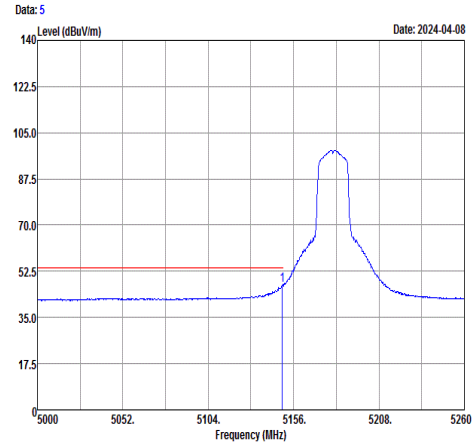 Freq Level Over Limit Limit Line ReadAntenna Level Cable Loss Preamp Factor A/Pos T/Pos Remark MHz dBuV/m dB dBuV/m dBuV dB/m dB dB cm deg 1 5149.24 47.31 -6.69 54.00 33.14 34.87 11.09 31.79 280 293 Average	Blank

Mode	41	
	Band Edge	
	U-NII-1_5.15-5.25_802.11n HT20_CH36_5180MHz+BLE2M CH38+LTE B13 Link Co-TX	
Pol.	Horizontal	Fundamental
Peak	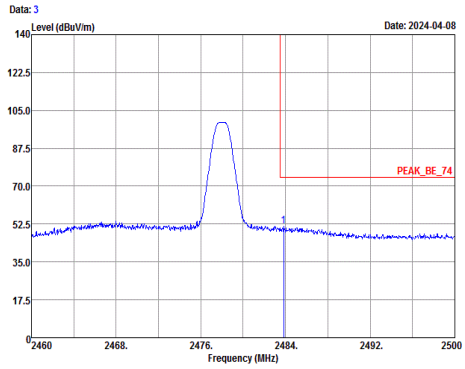 Freq Level Over Limit Limit Line ReadAntenna Level Cable Loss Preamp Factor A/Pos T/Pos Remark MHz dBuV/m dB dBuV/m dBuV dB/m dB dB cm deg 1 * 2483.84 51.39 -22.61 74.00 43.14 32.46 7.88 32.09 368 149 Peak	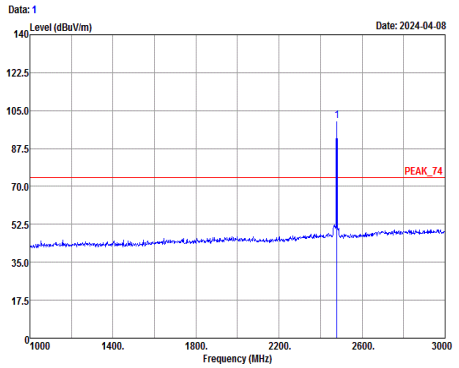 Freq Level Over Limit Limit Line ReadAntenna Level Cable Loss Preamp Factor A/Pos T/Pos Remark MHz dBuV/m dB dBuV/m dBuV dB/m dB dB cm deg 1 * 2478.00 100.35 26.35 74.00 92.11 32.45 7.88 32.09 368 149 Peak
Avg	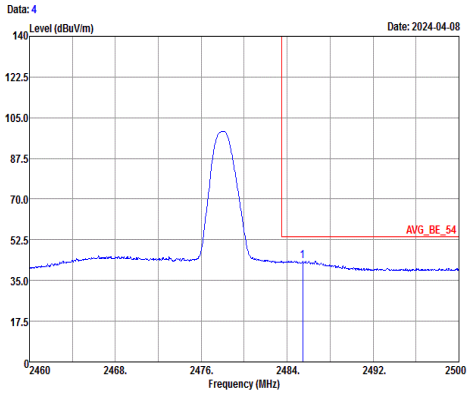 Freq Level Over Limit Limit Line ReadAntenna Level Cable Loss Preamp Factor A/Pos T/Pos Remark MHz dBuV/m dB dBuV/m dBuV dB/m dB dB cm deg 1 2485.44 43.34 -10.66 54.00 35.08 32.47 7.88 32.09 368 149 Average	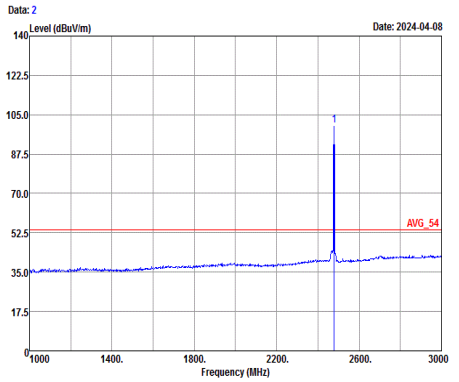 Freq Level Over Limit Limit Line ReadAntenna Level Cable Loss Preamp Factor A/Pos T/Pos Remark MHz dBuV/m dB dBuV/m dBuV dB/m dB dB cm deg 1 * 2478.00 100.04 46.04 54.00 91.80 32.45 7.88 32.09 368 149 Average

Mode	41	
	Band Edge	
	U-NII-1_5.15-5.25_802.11n HT20_CH36_5180MHz+BLE2M CH38+LTE B13 Link Co-TX	
Pol.	Vertical	Fundamental
Peak	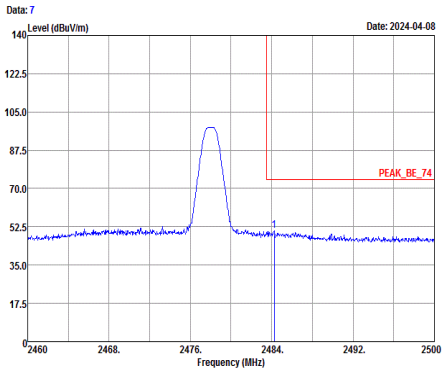 Freq Level Over Limit Limit Line ReadAntenna Level Factor Cable Loss Preamp Factor A/Pos T/Pos Remark MHz dBuV/m dB dBuV/m dBuV dB/m dB dB cm deg 1 * 2484.24 50.62 -23.38 74.00 42.36 32.47 7.88 32.09 373 110 Peak	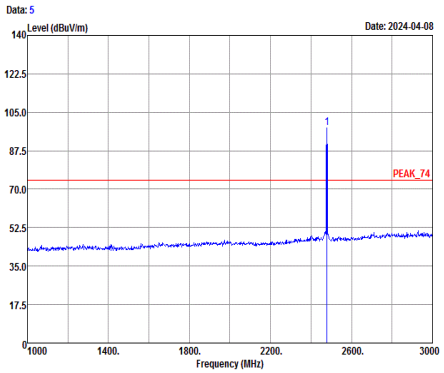 Freq Level Over Limit Limit Line ReadAntenna Level Factor Cable Loss Preamp Factor A/Pos T/Pos Remark MHz dBuV/m dB dBuV/m dBuV dB/m dB dB cm deg 1 * 2478.00 97.86 23.86 74.00 89.62 32.45 7.88 32.09 373 110 Peak
Avg	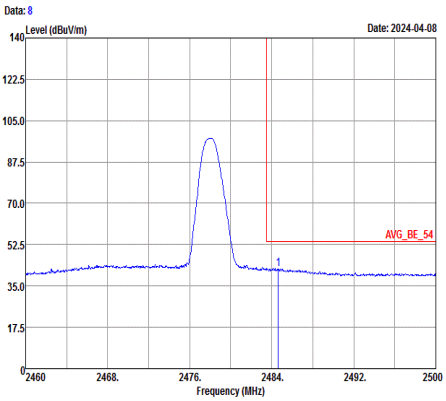 Freq Level Over Limit Limit Line ReadAntenna Level Factor Cable Loss Preamp Factor A/Pos T/Pos Remark MHz dBuV/m dB dBuV/m dBuV dB/m dB dB cm deg 1 2484.64 42.20 -11.80 54.00 33.94 32.47 7.88 32.09 373 110 Average	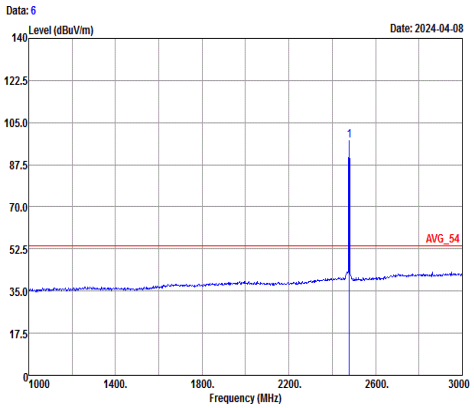 Freq Level Over Limit Limit Line ReadAntenna Level Factor Cable Loss Preamp Factor A/Pos T/Pos Remark MHz dBuV/m dB dBuV/m dBuV dB/m dB dB cm deg 1 * 2478.00 97.57 43.57 54.00 89.33 32.45 7.88 32.09 373 110 Average

Mode	41	
	Harmonic	
	U-NII-1_5.15-5.25_802.11n HT20_CH36_5180MHz+BLE2M CH38+LTE B13 Link Co-TX	
Pol.	Horizontal	Vertical
Peak Avg	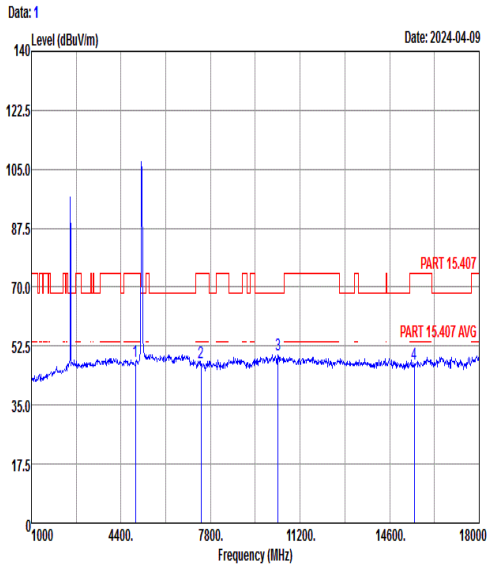 Freq Level Over Limit Limit Line ReadLevel Antenna Factor Cable Loss Preamp Factor A/Pos T/Pos Remark MHz dBuV/m dB dBuV/m dBuV dB/m dB dB cm deg 1 4956.00 47.78 -26.22 74.00 36.25 35.71 8.53 32.71 --- --- Peak 2 7434.00 47.76 -26.24 74.00 34.35 36.77 10.17 33.53 --- --- Peak 3 * 10360.00 49.88 -18.42 68.30 32.27 38.64 12.06 33.09 --- --- Peak 4 15540.00 47.33 -26.67 74.00 25.67 41.08 14.59 34.01 --- --- Peak	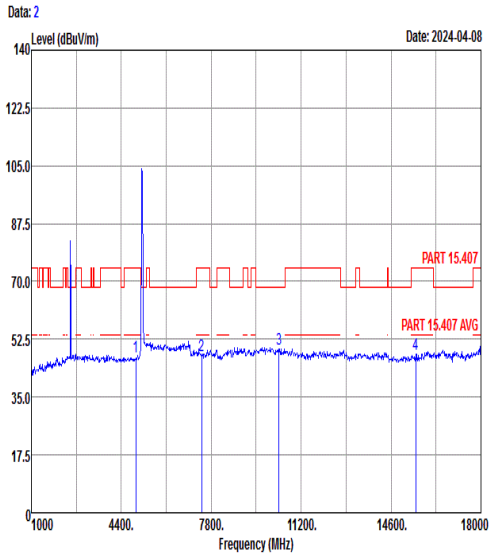 Freq Level Over Limit Limit Line ReadLevel Antenna Factor Cable Loss Preamp Factor A/Pos T/Pos Remark MHz dBuV/m dB dBuV/m dBuV dB/m dB dB cm deg 1 4956.00 47.03 -26.97 74.00 35.50 35.71 8.53 32.71 --- --- Peak 2 7434.00 47.73 -26.27 74.00 34.32 36.77 10.17 33.53 --- --- Peak 3 * 10360.00 49.43 -18.87 68.30 31.82 38.64 12.06 33.09 --- --- Peak 4 15540.00 47.84 -26.16 74.00 26.18 41.08 14.59 34.01 --- --- Peak

Note: the highest signals over limit are co-location fundamental signal.

Mode	42	
	Band Edge	
	U-NII-2C_5.47-5.725_802.11a_CH104_5520MHz	
Pol.	Horizontal	Fundamental
Peak	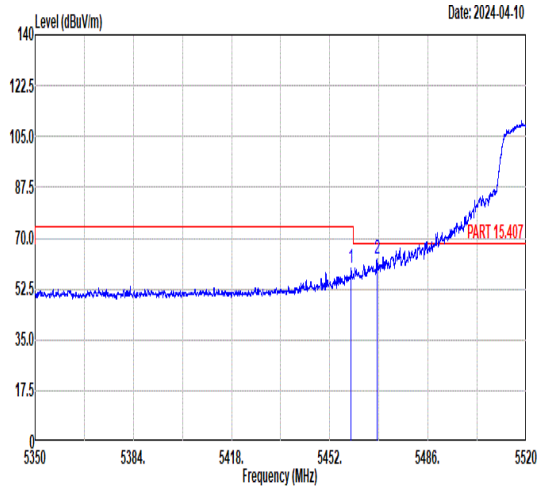 Freq Level Limit Line Margin (dB) Read Level Ant Factor Cable Loss Preamp Factor APos TPos Remark MHz dBuV/m dBuV/m dBuV dB/m dB dB cm deg 1 5459.40 59.54 74.00 -14.46 45.77 34.81 11.12 32.16 273 356 PEAK 2 5468.25 62.84 68.30 -5.46 49.06 34.81 11.15 32.18 273 356 PEAK	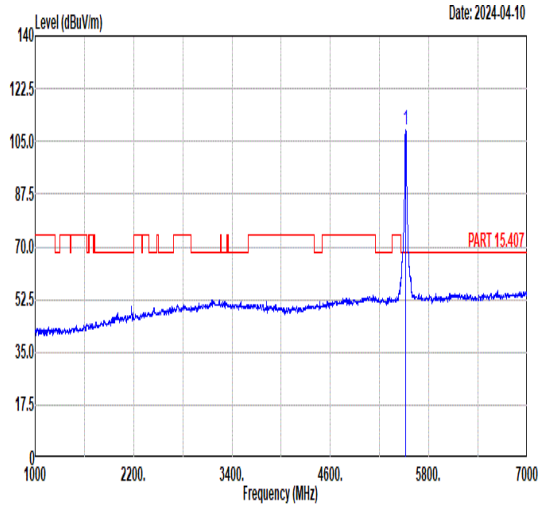 Freq Level Limit Line Margin (dB) Read Level Ant Factor Cable Loss Preamp Factor APos TPos Remark MHz dBuV/m dBuV/m dBuV dB/m dB dB cm deg 1 5520.00 108.96 ------ ------ 94.99 34.83 11.37 32.23 273 356 PEAK
Avg	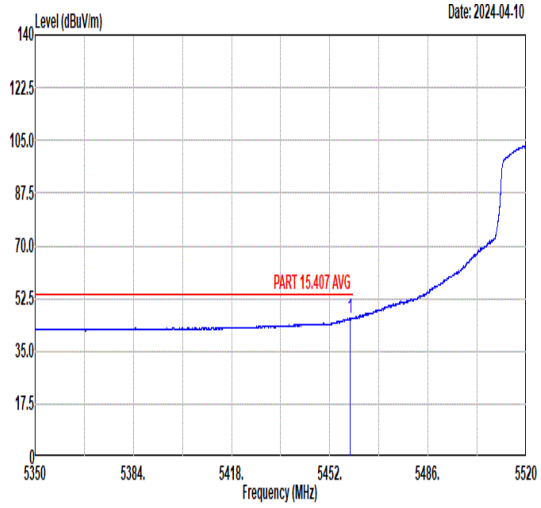 Freq Level Limit Line Margin (dB) Read Level Ant Factor Cable Loss Preamp Factor APos TPos Remark MHz dBuV/m dBuV/m dBuV dB/m dB dB cm deg 1 5459.06 45.91 54.00 -8.09 32.14 34.81 11.12 32.16 273 356 AVERAGE	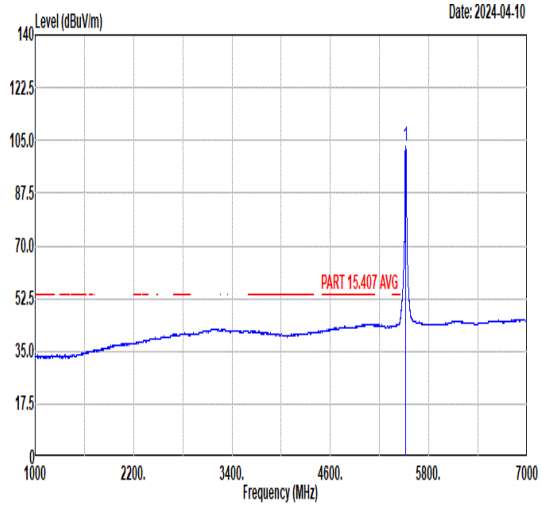 Freq Level Limit Line Margin (dB) Read Level Ant Factor Cable Loss Preamp Factor APos TPos Remark MHz dBuV/m dBuV/m dBuV dB/m dB dB cm deg 1 5520.00 102.82 ------ ------ 88.87 34.82 11.35 32.22 273 356 AVERAGE

Mode	42	
	Band Edge	
	U-NII-2C_5.47-5.725_802.11a_CH104_5520MHz	
Pol.	Vertical	Fundamental
Peak	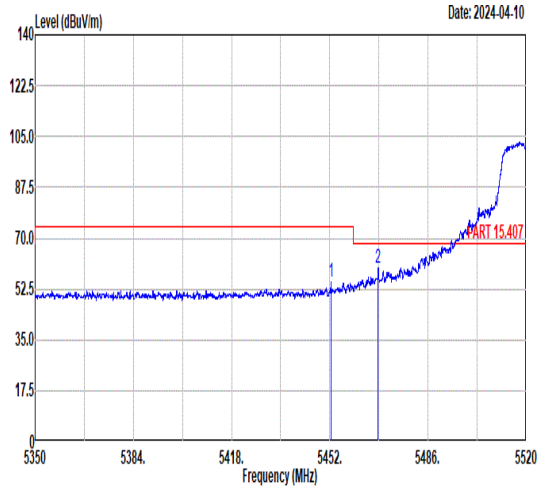 Freq Level Limit Line Margin (dB) Read Level Ant Factor Cable Loss Preamp Factor APos TPos Remark MHz dBuV/m dBuV/m dBuV dB/m dB dB cm deg 1 5452.43 54.96 74.00 -19.04 41.22 34.81 11.09 32.16 300 327 PEAK 2 5468.76 59.52 68.30 -8.78 45.73 34.81 11.16 32.18 300 327 PEAK	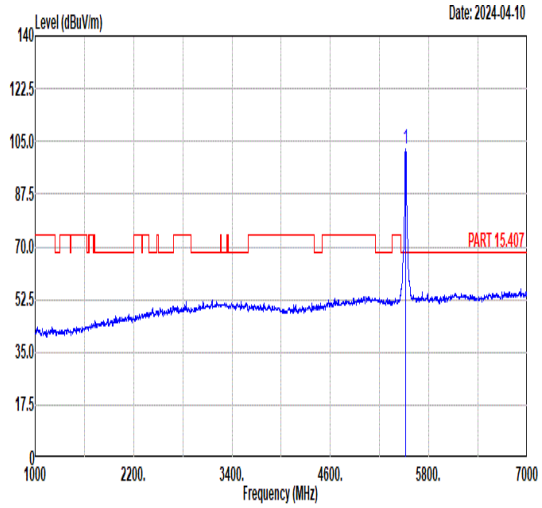 Freq Level Limit Line Margin (dB) Read Level Ant Factor Cable Loss Preamp Factor APos TPos Remark MHz dBuV/m dBuV/m dBuV dB/m dB dB cm deg 1 5520.00 102.37 ------ ------ 88.42 34.82 11.35 32.22 300 327 PEAK
Avg	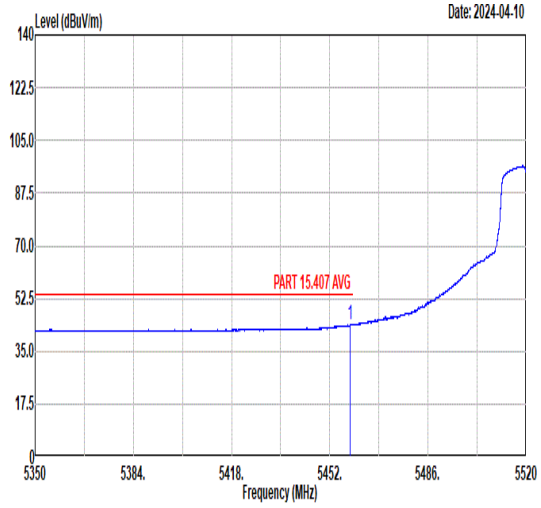 Freq Level Limit Line Margin (dB) Read Level Ant Factor Cable Loss Preamp Factor APos TPos Remark MHz dBuV/m dBuV/m dBuV dB/m dB dB cm deg 1 5459.06 43.95 54.00 -10.05 30.18 34.81 11.12 32.16 300 327 AVERAGE	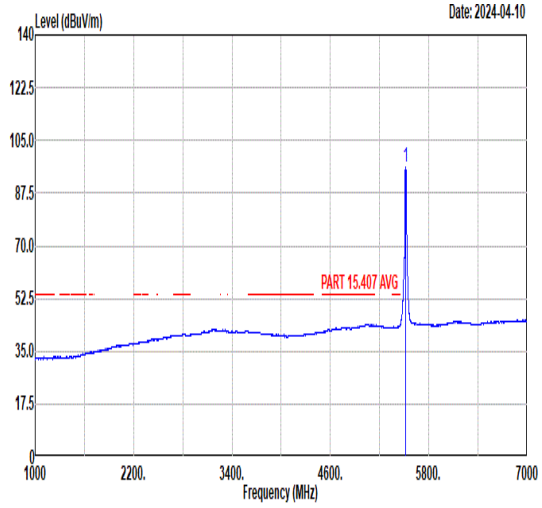 Freq Level Limit Line Margin (dB) Read Level Ant Factor Cable Loss Preamp Factor APos TPos Remark MHz dBuV/m dBuV/m dBuV dB/m dB dB cm deg 1 5520.00 95.96 ------ ------ 82.01 34.82 11.35 32.22 300 327 AVERAGE

Mode	43	
	Band Edge	
	U-NII-2C_5.47-5.725_802.11a_CH136_5680MHz	
Pol.	Horizontal	Fundamental
Peak	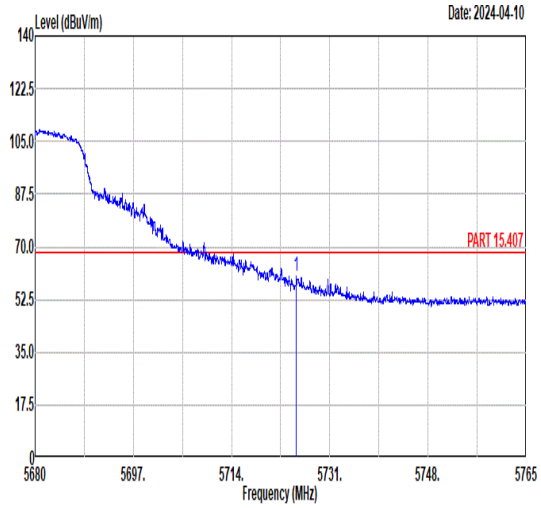 Freq Level Limit Line Margin (dB) Read Level Ant Factor Cable Loss Preamp Factor APos TPos Remark 1 5725.19 60.06 68.30 -8.24 45.68 35.12 11.65 32.39 261 355 PEAK	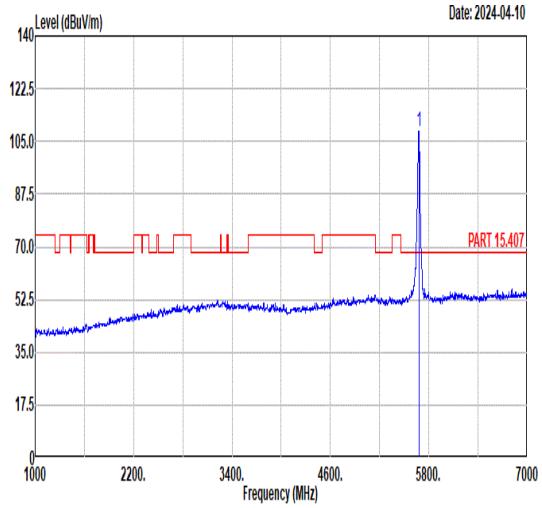 Freq Level Limit Line Margin (dB) Read Level Ant Factor Cable Loss Preamp Factor APos TPos Remark 1 5680.00 108.46 ------ ------ 94.08 35.05 11.68 32.35 261 355 PEAK
Avg	Blank	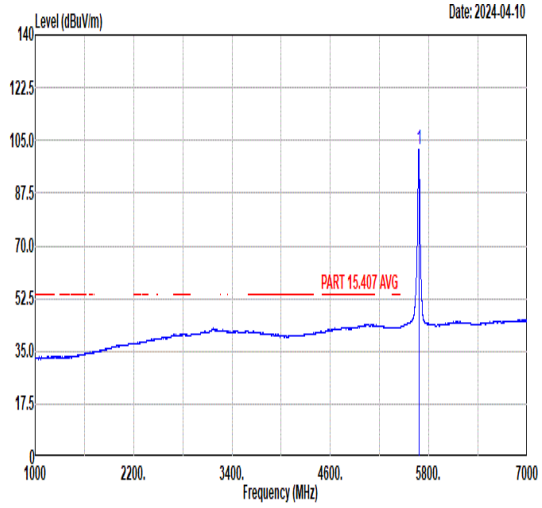 Freq Level Limit Line Margin (dB) Read Level Ant Factor Cable Loss Preamp Factor APos TPos Remark 1 5680.00 102.05 ------ ------ 87.67 35.05 11.68 32.35 261 355 AVERAGE

Mode	43	
	Band Edge	
	U-NII-2C_5.47-5.725_802.11a_CH136_5680MHz	
Pol.	Vertical	Fundamental
Peak	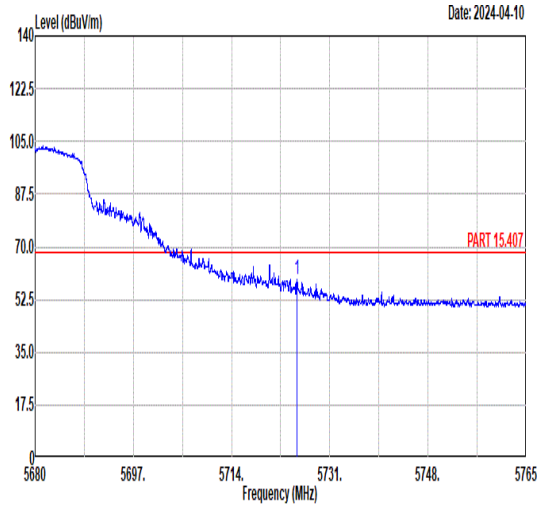 Freq Level Limit Line Margin (dB) Read Level Ant Factor Cable Loss Preamp Factor APos TPos Remark MHz dBuV/m dBuV/m dBuV dB/m dB dB cm deg 1 5725.34 58.91 68.30 -9.39 44.53 35.12 11.65 32.39 385 95 PEAK	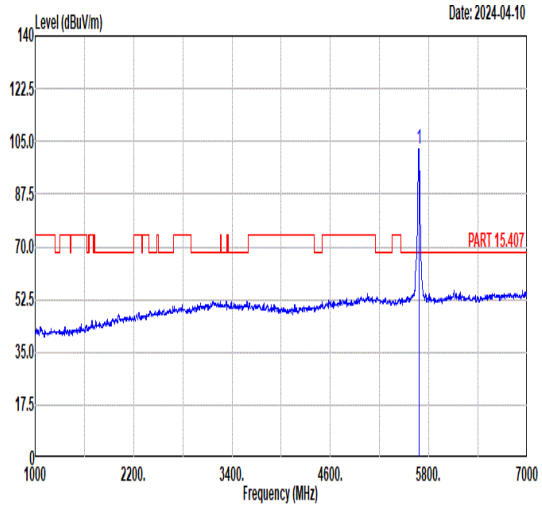 Freq Level Limit Line Margin (dB) Read Level Ant Factor Cable Loss Preamp Factor APos TPos Remark MHz dBuV/m dBuV/m dBuV dB/m dB dB cm deg 1 5680.00 102.75 ------ ------ 88.37 35.05 11.68 32.35 385 95 PEAK
Avg	Blank	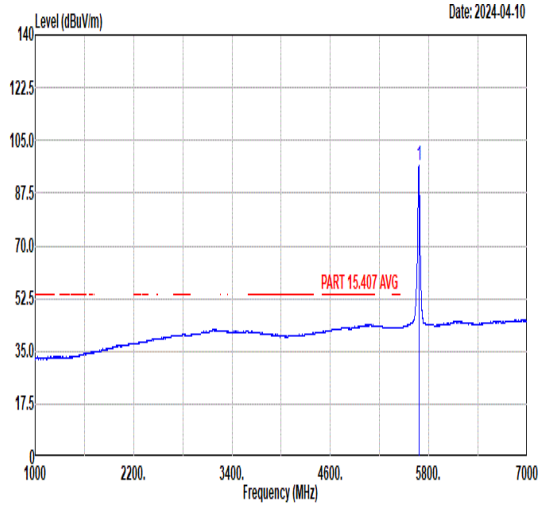 Freq Level Limit Line Margin (dB) Read Level Ant Factor Cable Loss Preamp Factor APos TPos Remark MHz dBuV/m dBuV/m dBuV dB/m dB dB cm deg 1 5680.00 96.46 ------ ------ 82.08 35.05 11.68 32.35 385 95 AVERAGE

Mode	44	
	Band Edge	
	U-NII-2C_5.47-5.725_802.11n HT20_CH104_5520MHz	
Pol.	Horizontal	Fundamental
Peak	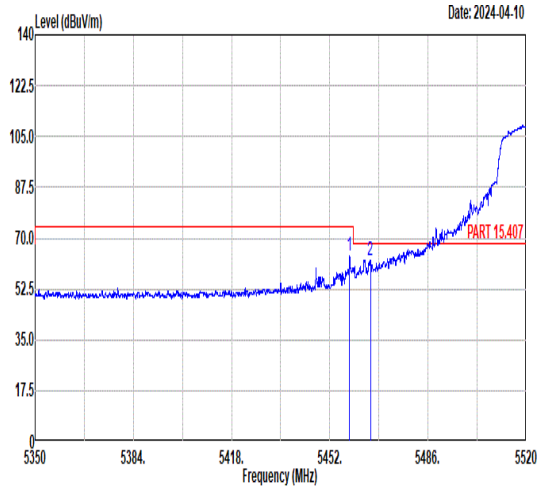 Freq Level Limit Line Margin (dB) Read Level Ant Factor Cable Loss Preamp Factor APos TPos Remark MHz dBuV/m dBuV/m dBuV dB/m dB dB cm deg 1 5458.89 63.79 74.00 -10.21 50.02 34.81 11.12 32.16 273 355 PEAK 2 5466.04 62.30 68.30 -6.00 48.51 34.81 11.15 32.17 273 355 PEAK	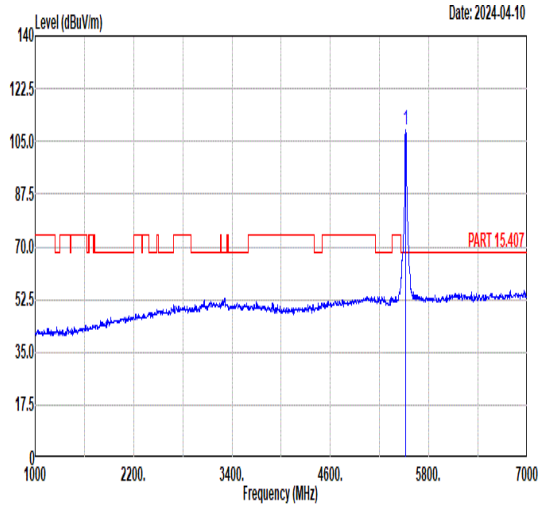 Freq Level Limit Line Margin (dB) Read Level Ant Factor Cable Loss Preamp Factor APos TPos Remark MHz dBuV/m dBuV/m dBuV dB/m dB dB cm deg 1 5520.00 108.67 ------ ------ 94.72 34.82 11.35 32.22 273 355 PEAK
Avg	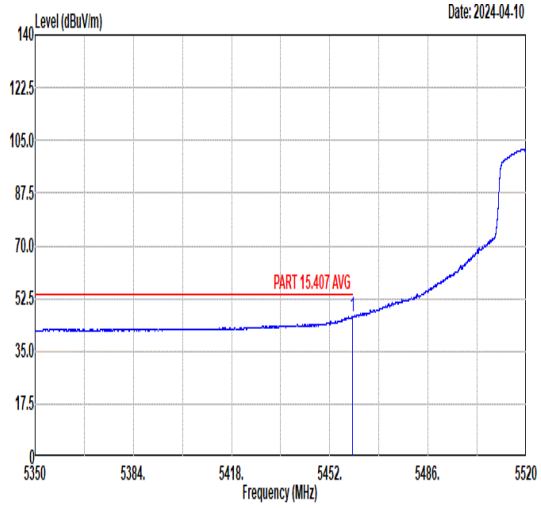 Freq Level Limit Line Margin (dB) Read Level Ant Factor Cable Loss Preamp Factor APos TPos Remark MHz dBuV/m dBuV/m dBuV dB/m dB dB cm deg 1 5459.99 46.60 54.00 -7.40 32.84 34.81 11.12 32.17 273 355 AVERAGE	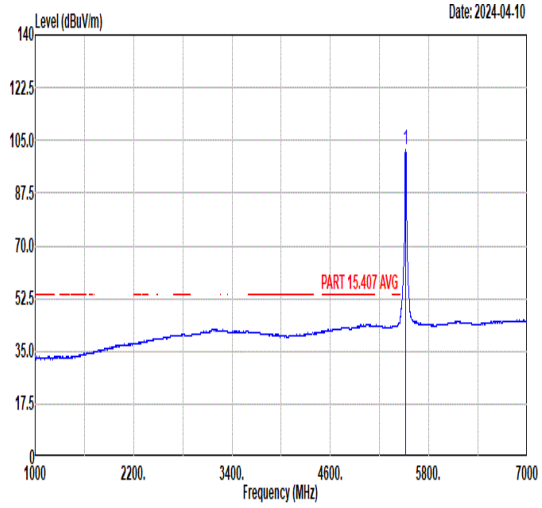 Freq Level Limit Line Margin (dB) Read Level Ant Factor Cable Loss Preamp Factor APos TPos Remark MHz dBuV/m dBuV/m dBuV dB/m dB dB cm deg 1 5520.00 101.94 ------ ------ 87.99 34.82 11.35 32.22 273 355 AVERAGE

Mode	44	
	Band Edge	
	U-NII-2C_5.47-5.725_802.11n HT20_CH104_5520MHz	
Pol.	Vertical	Fundamental
Peak	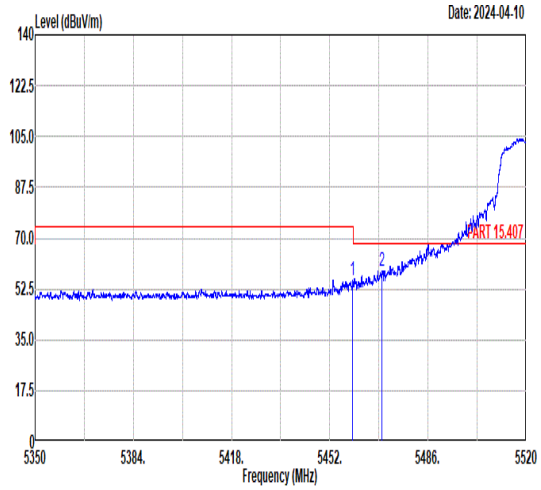 Freq Level Limit Line Margin (dB) Read Level Ant Factor Cable Loss Preamp Factor APos TPos Remark MHz dBuV/m dBuV/m dBuV dB/m dB dB cm deg 1 5459.92 55.26 74.00 -18.74 41.50 34.81 11.12 32.17 300 304 PEAK 2 5469.94 58.84 68.30 -9.46 45.05 34.81 11.16 32.18 300 304 PEAK	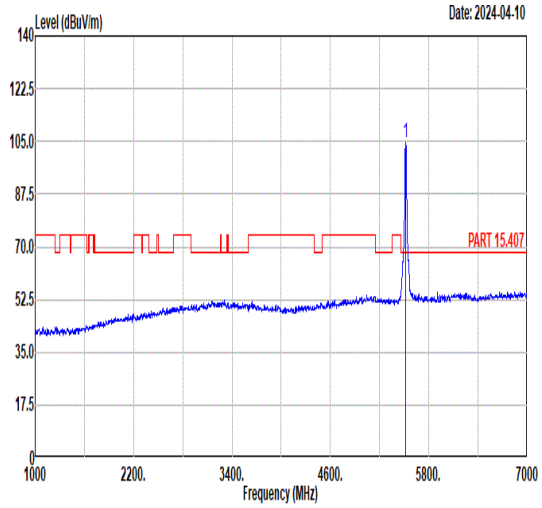 Freq Level Limit Line Margin (dB) Read Level Ant Factor Cable Loss Preamp Factor APos TPos Remark MHz dBuV/m dBuV/m dBuV dB/m dB dB cm deg 1 5520.00 104.44 ------ ------ 90.49 34.82 11.35 32.22 300 304 PEAK
Avg	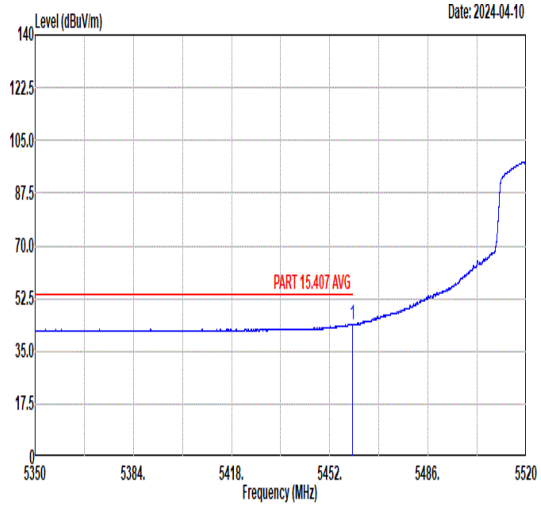 Freq Level Limit Line Margin (dB) Read Level Ant Factor Cable Loss Preamp Factor APos TPos Remark MHz dBuV/m dBuV/m dBuV dB/m dB dB cm deg 1 5459.99 43.94 54.00 -10.06 30.18 34.81 11.12 32.17 300 304 AVERAGE	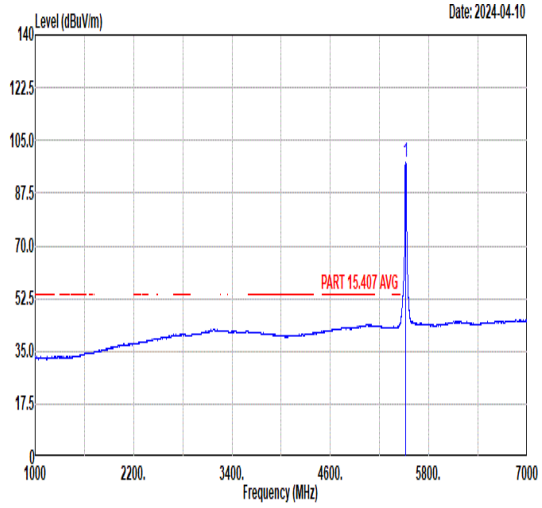 Freq Level Limit Line Margin (dB) Read Level Ant Factor Cable Loss Preamp Factor APos TPos Remark MHz dBuV/m dBuV/m dBuV dB/m dB dB cm deg 1 5520.00 97.83 ------ ------ 83.86 34.83 11.37 32.23 300 304 AVERAGE

Mode	45	
	Band Edge	
	U-NII-2C_5.47-5.725_802.11n HT20_CH136_5680MHz	
Pol.	Horizontal	Fundamental
Peak	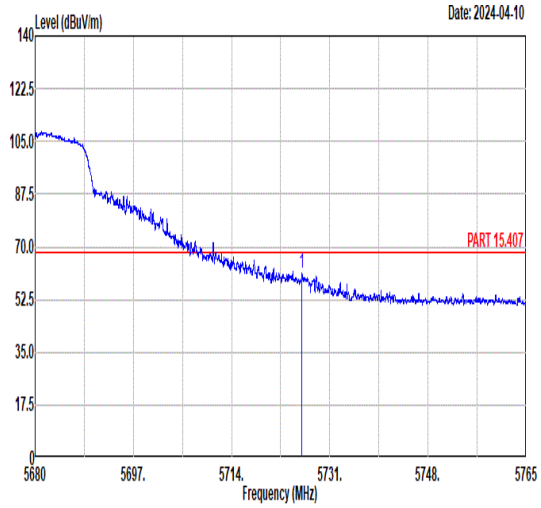 Freq Level Limit Line Margin (dB) Read Level Ant Factor Cable Loss Preamp Factor APos TPos Remark 1 5726.20 61.30 68.30 -7.00 46.92 35.12 11.65 32.39 257 356 PEAK	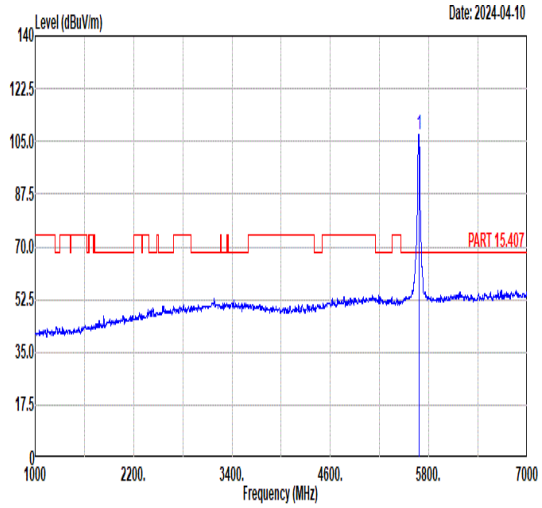 Freq Level Limit Line Margin (dB) Read Level Ant Factor Cable Loss Preamp Factor APos TPos Remark 1 5680.00 107.48 ------ ------ 93.10 35.05 11.68 32.35 257 356 PEAK
Avg	Blank	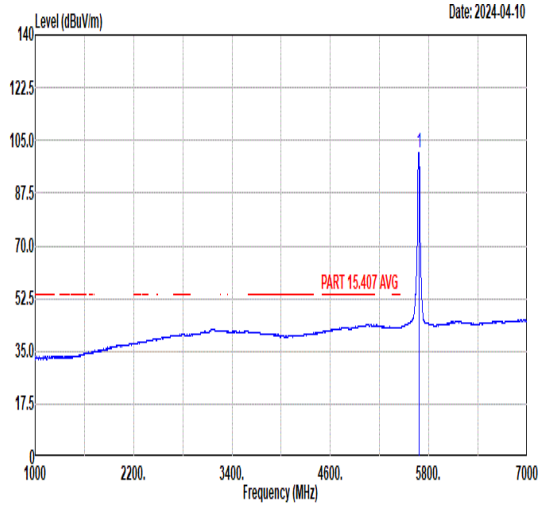 Freq Level Limit Line Margin (dB) Read Level Ant Factor Cable Loss Preamp Factor APos TPos Remark 1 5680.00 101.16 ------ ------ 86.78 35.05 11.68 32.35 257 356 AVERAGE

Mode	45	
	Band Edge	
	U-NII-2C_5.47-5.725_802.11n HT20_CH136_5680MHz	
Pol.	Vertical	Fundamental
Peak	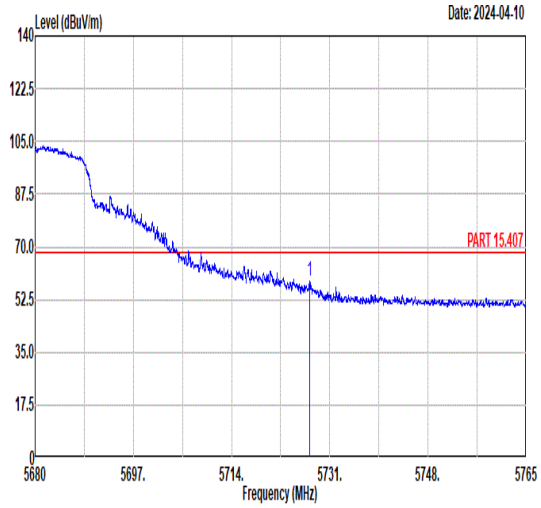 Freq Level Limit Line Margin (dB) Read Level Ant Factor Cable Loss Preamp Factor APos TPos Remark MHz dBuV/m dBuV/m dBuV dB/m dB dB cm deg 1 5727.57 58.55 68.30 -9.75 44.17 35.12 11.65 32.39 385 95 PEAK	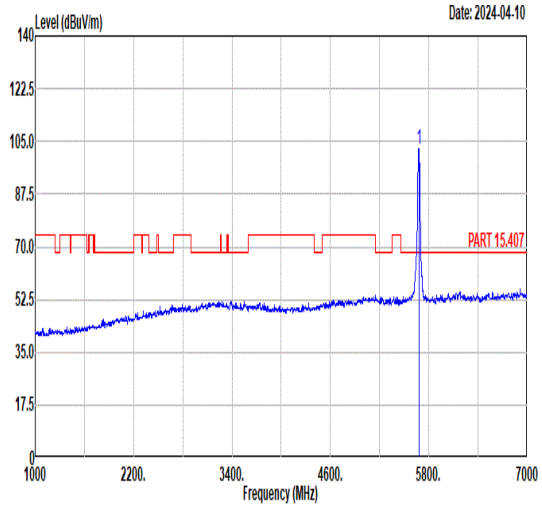 Freq Level Limit Line Margin (dB) Read Level Ant Factor Cable Loss Preamp Factor APos TPos Remark MHz dBuV/m dBuV/m dBuV dB/m dB dB cm deg 1 5680.00 102.58 ------ ------ 88.20 35.05 11.68 32.35 385 95 PEAK
Avg	Blank	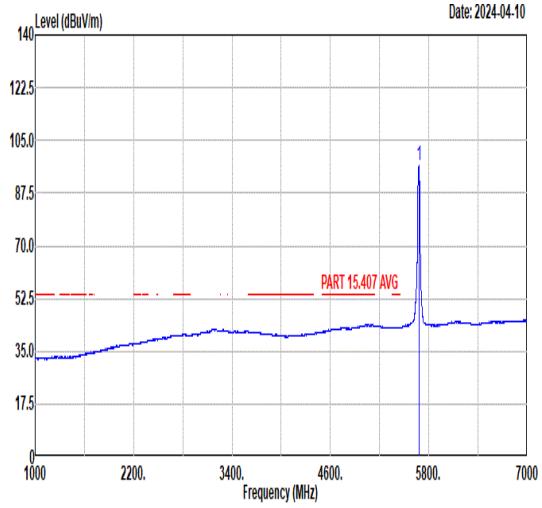 Freq Level Limit Line Margin (dB) Read Level Ant Factor Cable Loss Preamp Factor APos TPos Remark MHz dBuV/m dBuV/m dBuV dB/m dB dB cm deg 1 5680.00 96.43 ------ ------ 82.05 35.05 11.68 32.35 385 95 AVERAGE

Mode	46	
	Band Edge - L	
	U-NII-2C_5.47-5.725_802.11n HT40_CH126_5630MHz	
Pol.	Horizontal	Fundamental
Peak	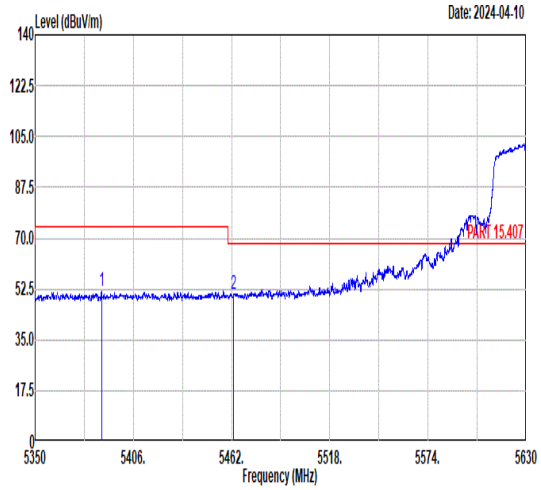 Freq Level Limit Line Margin (dB) Read Level Ant Factor Cable Loss Preamp Factor APos TPos Remark MHz dBuV/m dBuV/m dBuV dB/m dB dB cm deg 1 5387.97 51.87 74.00 -22.13 38.22 34.82 10.91 32.08 306 360 PEAK 2 5463.26 50.95 68.30 -17.35 37.18 34.81 11.13 32.17 306 360 PEAK	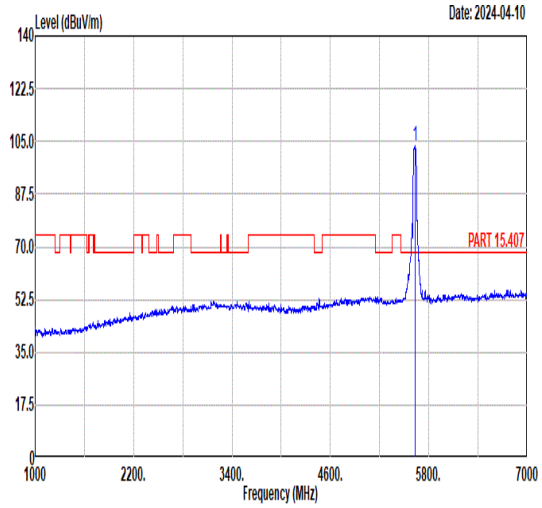 Freq Level Limit Line Margin (dB) Read Level Ant Factor Cable Loss Preamp Factor APos TPos Remark MHz dBuV/m dBuV/m dBuV dB/m dB dB cm deg 1 5630.00 103.34 ------ ------ 88.97 34.98 11.70 32.31 306 360 PEAK
Avg	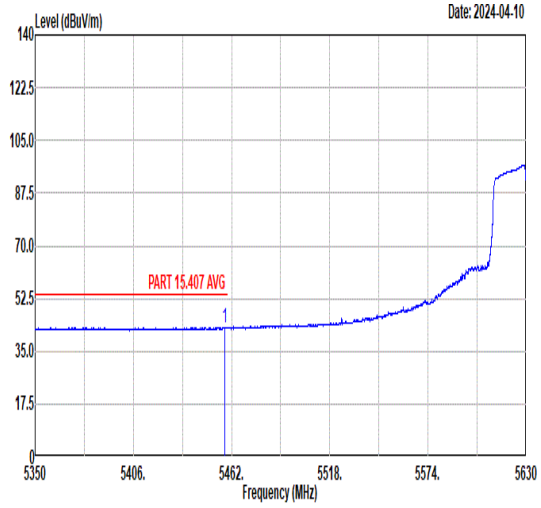 Freq Level Limit Line Margin (dB) Read Level Ant Factor Cable Loss Preamp Factor APos TPos Remark MHz dBuV/m dBuV/m dBuV dB/m dB dB cm deg 1 5458.22 42.99 54.00 -11.01 29.23 34.81 11.11 32.16 306 360 AVERAGE	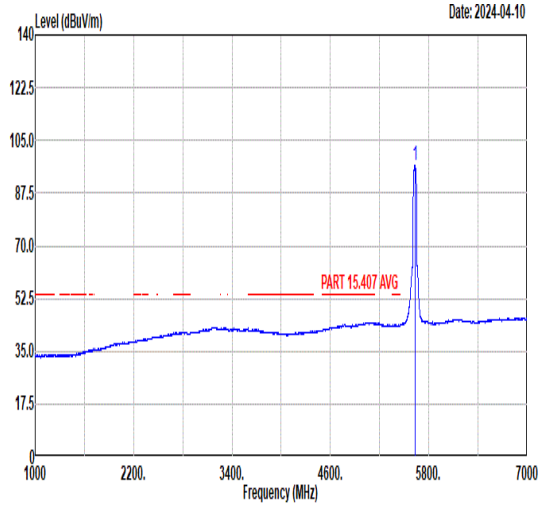 Freq Level Limit Line Margin (dB) Read Level Ant Factor Cable Loss Preamp Factor APos TPos Remark MHz dBuV/m dBuV/m dBuV dB/m dB dB cm deg 1 5630.00 96.68 ------ ------ 82.31 34.98 11.70 32.31 306 360 AVERAGE

Mode	46	
	Band Edge - R	
	U-NII-2C_5.47-5.725_802.11n HT40_CH126_5630MHz	
Pol.	Horizontal	Fundamental
Peak	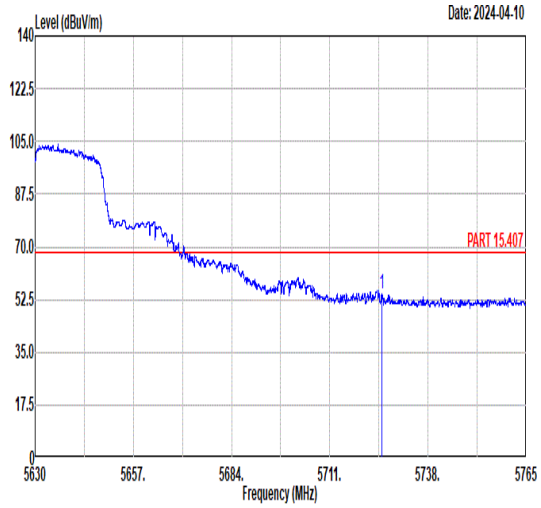 Freq Level Limit Line Margin (dB) Read Level Ant Factor Cable Loss Preamp Factor APos TPos Remark MHz dBuV/m dBuV/m dBuV dB/m dB dB cm deg 1 5725.24 54.18 68.30 -14.12 39.80 35.12 11.65 32.39 306 360 PEAK	Blank

Mode	46	
	Band Edge - L	
	U-NII-2C_5.47-5.725_802.11n HT40_CH126_5630MHz	
Pol.	Vertical	Fundamental
Peak	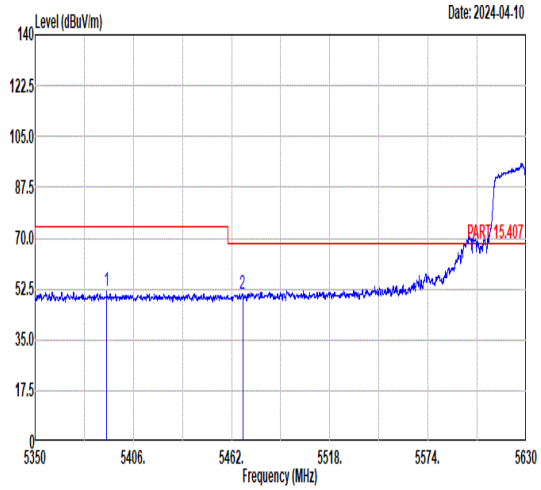 Freq Level Limit Line Margin (dB) Read Level Ant Factor Cable Loss Preamp Factor APos TPos Remark MHz dBuV/m dBuV/m dBuV dB/m dB dB cm deg 1 5390.77 51.89 74.00 -22.11 38.24 34.82 10.91 32.08 239 360 PEAK 2 5468.30 50.77 68.30 -17.53 36.99 34.81 11.15 32.18 239 360 PEAK	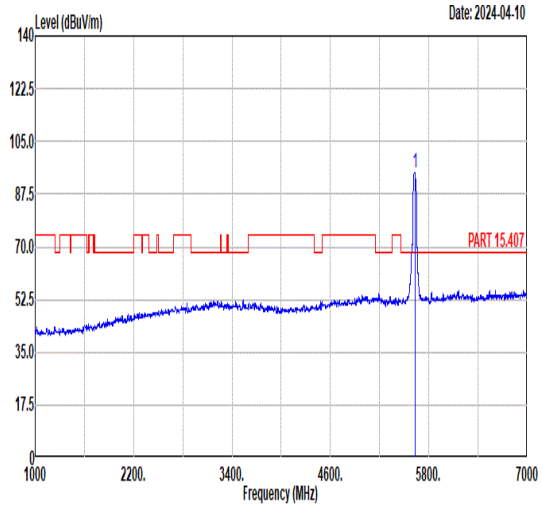 Freq Level Limit Line Margin (dB) Read Level Ant Factor Cable Loss Preamp Factor APos TPos Remark MHz dBuV/m dBuV/m dBuV dB/m dB dB cm deg 1 5630.00 94.71 ------ ------ 80.35 34.97 11.70 32.31 239 360 PEAK
Avg	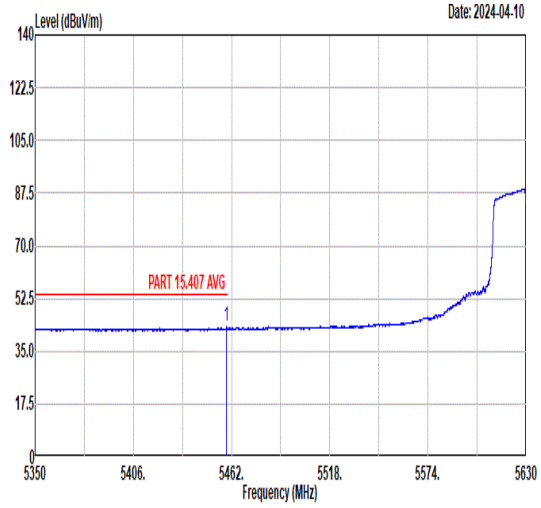 Freq Level Limit Line Margin (dB) Read Level Ant Factor Cable Loss Preamp Factor APos TPos Remark MHz dBuV/m dBuV/m dBuV dB/m dB dB cm deg 1 5459.06 43.45 54.00 -10.55 29.68 34.81 11.12 32.16 239 360 AVERAGE	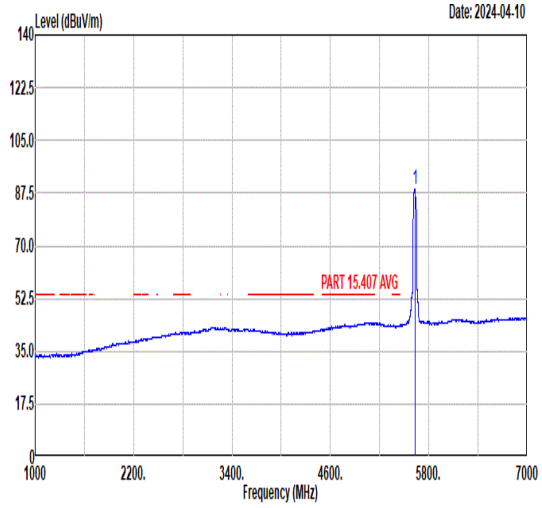 Freq Level Limit Line Margin (dB) Read Level Ant Factor Cable Loss Preamp Factor APos TPos Remark MHz dBuV/m dBuV/m dBuV dB/m dB dB cm deg 1 5630.00 88.67 ------ ------ 74.30 34.98 11.70 32.31 239 360 AVERAGE

Mode	46	
	Band Edge - R	
	U-NII-2C_5.47-5.725_802.11n HT40_CH126_5630MHz	
Pol.	Vertical	Fundamental
Peak	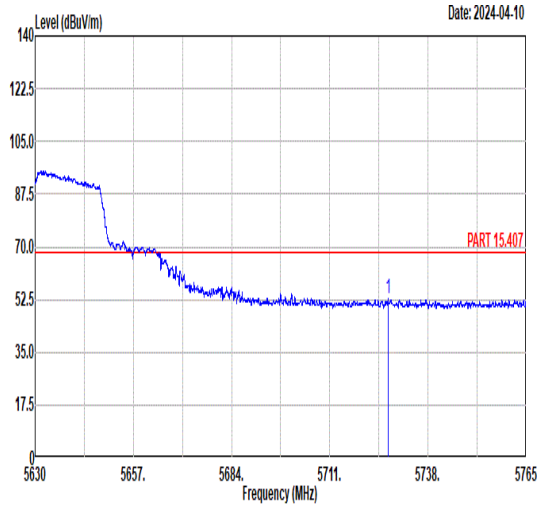 Freq Level Limit Line Margin (dB) Read Level Ant Factor Cable Loss Preamp Factor APos TPos Remark MHz dBuV/m dBuV/m dBuV dB/m dB dB cm deg 1 5727.00 52.68 68.30 -15.62 38.30 35.12 11.65 32.39 239 360 PEAK	Blank

Appendix D. Duty Cycle Plots

Band	Duty Cycle(%)	T(ms)	1/T(kHz)	VBW Setting
802.11a	97.20	1.39	0.719	1KHz
802.11n HT20	97.38	1.3	0.769	1KHz
802.11n HT40	94.74	0.648	1.543	3KHz
802.11ac VHT80	90.56	0.326	3.067	10KHZ

802.11a

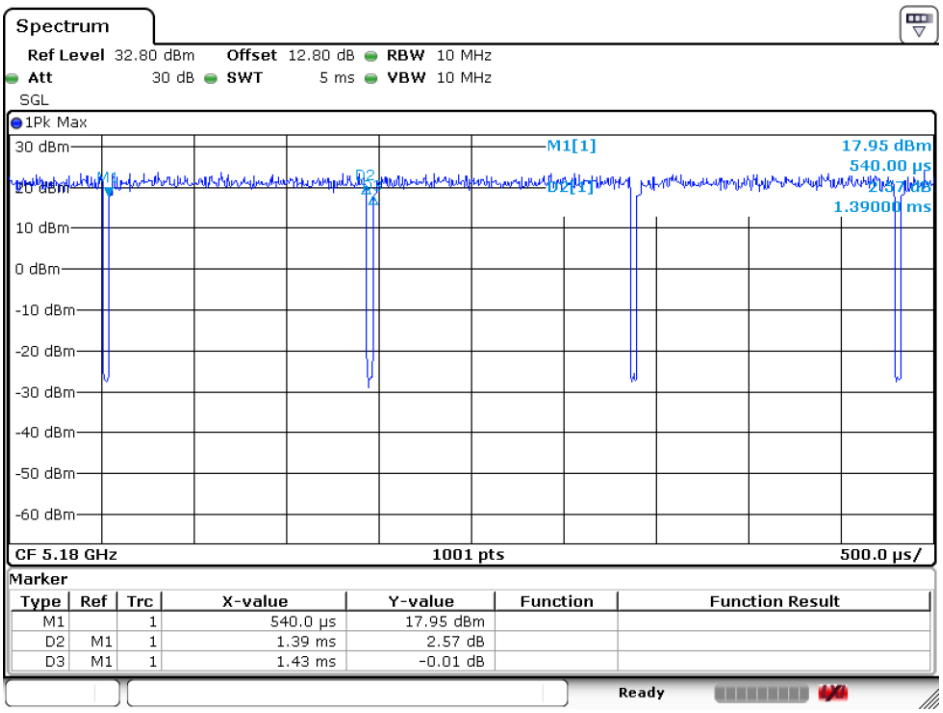

Date: 29.MAR.2024 14:03:10

802.11n HT20

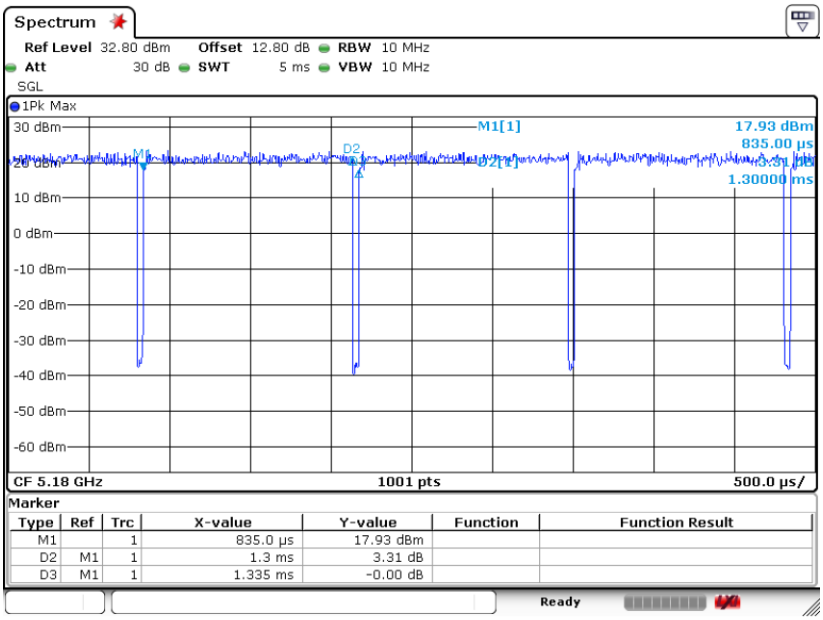

Date: 29.MAR.2024 14:38:41

802.11n HT40

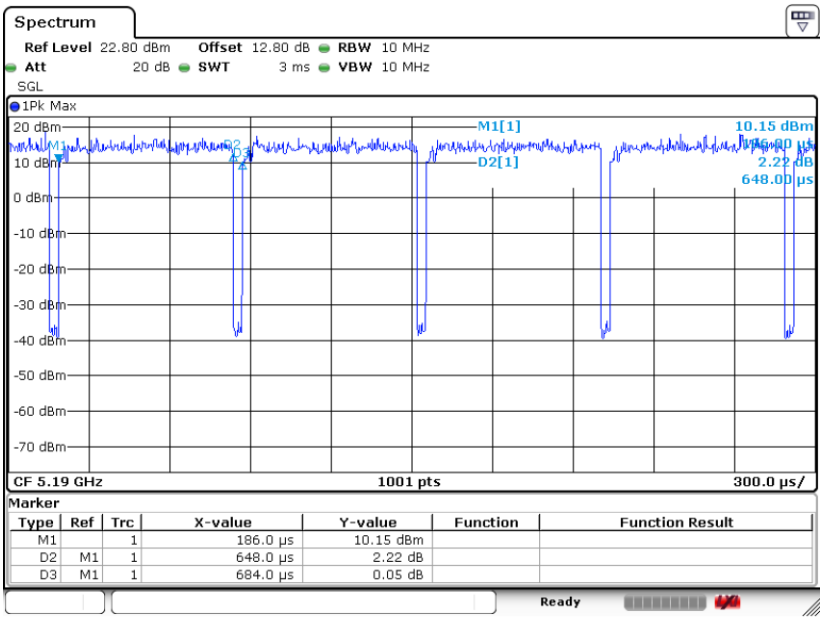

Date: 29.MAR.2024 14:48:31

802.11ac VHT80

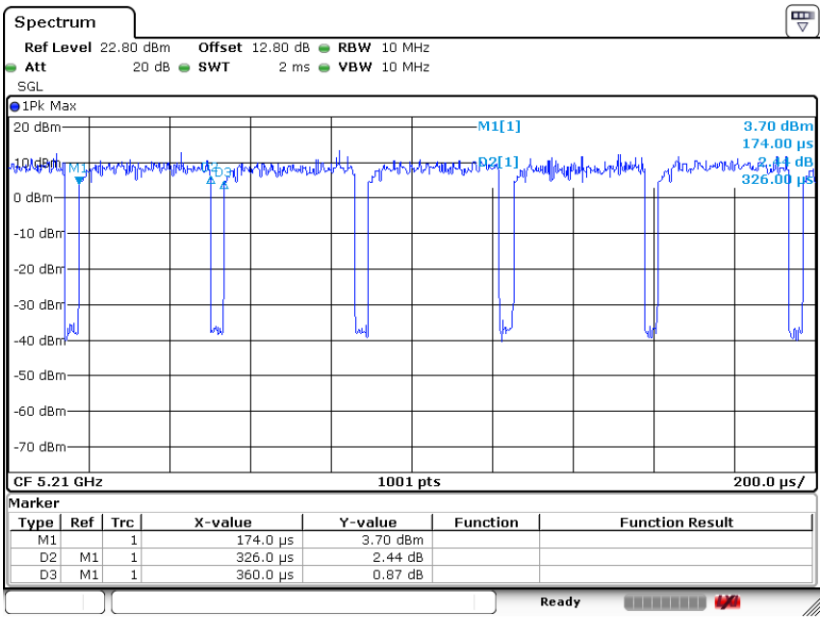

Date: 29.MAR.2024 14:54:08