

## Appendix D Highest SAR Test Plots

### **WCDMA B2 Full Power/Rear tilt(Edge4 side) 9mm 1880MHz RMC12.2k**

Communication System: UID 0, \_WCDMA (0); Communication System Band: Band II; ; Duty Cycle: 1:1

Medium parameters used:  $f = 1880$  MHz;  $\sigma = 1.49$  S/m;  $\epsilon_r = 53.102$ ;  $\rho = 1000$  kg/m<sup>3</sup>

Phantom section: Flat Section

DASY5 Configuration

Probe: EX3DV4 - SN3917; ConvF(7.93, 7.93, 7.93) @ 1880 MHz;

Sensor-Surface: 1.4mm (Mechanical Surface Detection)

Electronics: DAE4 Sn1369;

Phantom: ELI v5.0 TP1207 (30deg probe tilt); Type: QDOVA001BB;Serial: TP:1207

Measurement SW: DASY52, Version 52.10 (3);SEMCAD X Version 14.6.13 (7474)

### **WCDMA B2 Full Power/Rear tilt(Edge4 side) 9mm 1880MHz RMC12.2k/Area Scan (111x51x1):**

Interpolated grid:  $dx=1.500$  mm,  $dy=1.500$  mm

Maximum value of SAR (interpolated) = 1.27 W/kg

### **WCDMA B2 Full Power/Rear tilt(Edge4 side) 9mm 1880MHz RMC12.2k/Zoom Scan (8x7x7)/Cube 0:**

Measurement grid:  $dx=5$ mm,  $dy=5$ mm,  $dz=5$ mm

Reference Value = 30.43 V/m; Power Drift = -0.21 dB

Peak SAR (extrapolated) = 1.46 W/kg

**SAR(1 g) = 0.872 W/kg; SAR(10 g) = 0.511 W/kg**

Smallest distance from peaks to all points 3 dB below = 14 mm

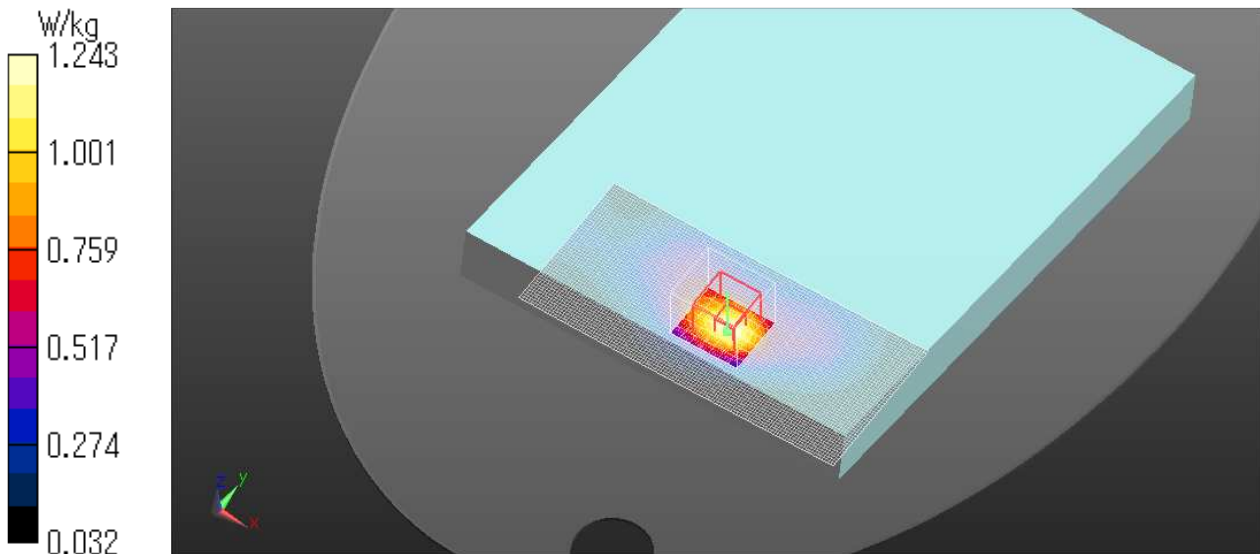
Ratio of SAR at M2 to SAR at M1 = 60.1%

Maximum value of SAR (measured) = 1.24 W/kg

Ambient Temp. : 23.5 degree.C. Liquid Temp.; 22.7 degree.C.

Liquid temp. is kept within the 2 degree.C. during the test.

Date: 2021/03/17



### **WCDMA B2 Red Power/Edge4 0mm 1907.6MHz RMC12.2k**

Communication System: UID 0, \_WCDMA (0); Communication System Band: Band II; ; Duty Cycle: 1:1  
Medium parameters used (interpolated):  $f = 1907.6$  MHz;  $\sigma = 1.522$  S/m;  $\epsilon_r = 53.033$ ;  $\rho = 1000$  kg/m<sup>3</sup>

Phantom section: Flat Section

DASY5 Configuration

Probe: EX3DV4 - SN3917; ConvF(7.93, 7.93, 7.93) @ 1907.6 MHz;

Sensor-Surface: 1.4mm (Mechanical Surface Detection)

Electronics: DAE4 Sn1369;

Phantom: ELI v5.0 TP1207 (30deg probe tilt); Type: QDOVA001BB;Serial: TP:1207

Measurement SW: DASY52, Version 52.10 (3);SEMCAD X Version 14.6.13 (7474)

**WCDMA B2 Red Power/Edge4 0mm 1907.6MHz RMC12.2k/Area Scan (51x111x1):** Interpolated grid:

$dx=1.500$  mm,  $dy=1.500$  mm

Maximum value of SAR (interpolated) = 1.54 W/kg

**WCDMA B2 Red Power/Edge4 0mm 1907.6MHz RMC12.2k/Zoom Scan (7x7x7)/Cube 0:**

Measurement grid:  $dx=5$ mm,  $dy=5$ mm,  $dz=5$ mm

Reference Value = 34.68 V/m; Power Drift = -0.01 dB

Peak SAR (extrapolated) = 2.07 W/kg

**SAR(1 g) = 1.09 W/kg; SAR(10 g) = 0.534 W/kg**

Smallest distance from peaks to all points 3 dB below = 8 mm

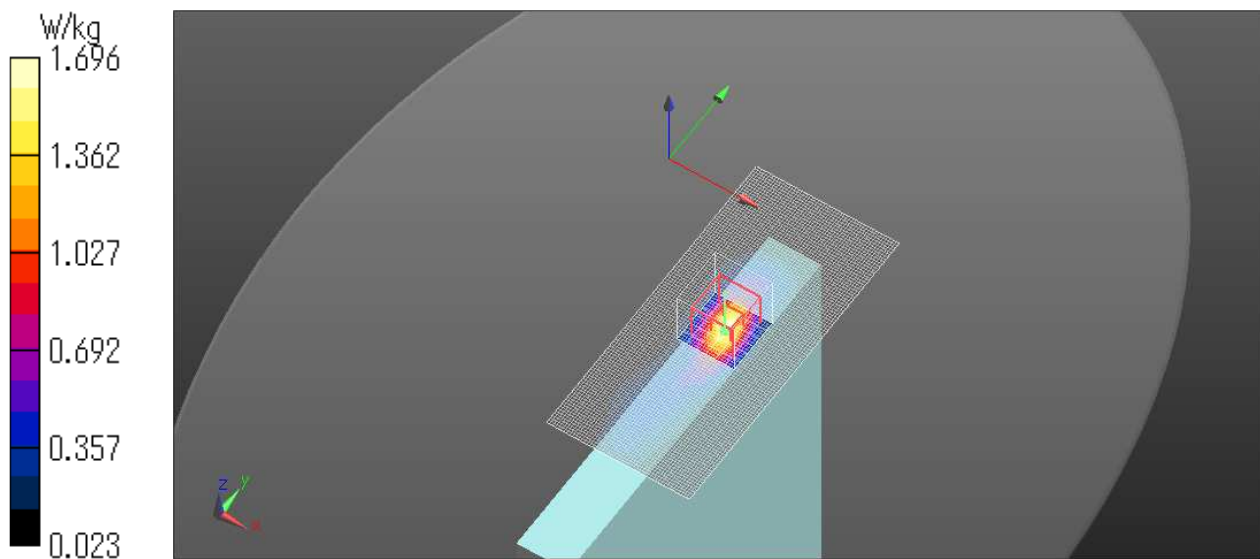
Ratio of SAR at M2 to SAR at M1 = 54.8%

Maximum value of SAR (measured) = 1.70 W/kg

Ambient Temp. : 23.5 degree.C. Liquid Temp.; 22.7 degree.C.

Liquid temp. is kept within the 2 degree.C. during the test.

Date: 2021/03/17



### **WCDMA B4 Full Power/Rear tilt(Edge4 side) 9mm 1732.6MHz**

Communication System: UID 0, #WCDMA (0); Communication System Band: Band IV; ; Duty Cycle: 1:1  
Medium parameters used (interpolated):  $f = 1732.6$  MHz;  $\sigma = 1.493$  S/m;  $\epsilon_r = 52.562$ ;  $\rho = 1000$  kg/m<sup>3</sup>

Phantom section: Flat Section

DASY5 Configuration

Probe: EX3DV4 - SN3825; ConvF(7.98, 7.98, 7.98) @ 1732.6 MHz;

Sensor-Surface: 1.4mm (Mechanical Surface Detection)

Electronics: DAE4 Sn509;

Phantom: ELI v4.0 (20deg probe tilt); Type: QDOVA001BB;Serial: TP:1045

Measurement SW: DASY52, Version 52.10 (3);SEMCAD X Version 14.6.13 (7474)

**WCDMA B4 Full Power/Rear tilt(Edge4 side) 9mm 1732.6MHz/Area Scan (91x61x1):** Interpolated  
grid:  $dx=1.500$  mm,  $dy=1.500$  mm

Maximum value of SAR (interpolated) = 1.04 W/kg

**WCDMA B4 Full Power/Rear tilt(Edge4 side) 9mm 1732.6MHz/Zoom Scan (7x7x7)/Cube 0:**

Measurement grid:  $dx=5$ mm,  $dy=5$ mm,  $dz=5$ mm

Reference Value = 26.89 V/m; Power Drift = -0.02 dB

Peak SAR (extrapolated) = 1.17 W/kg

**SAR(1 g) = 0.729 W/kg; SAR(10 g) = 0.443 W/kg**

Smallest distance from peaks to all points 3 dB below = 15.2 mm

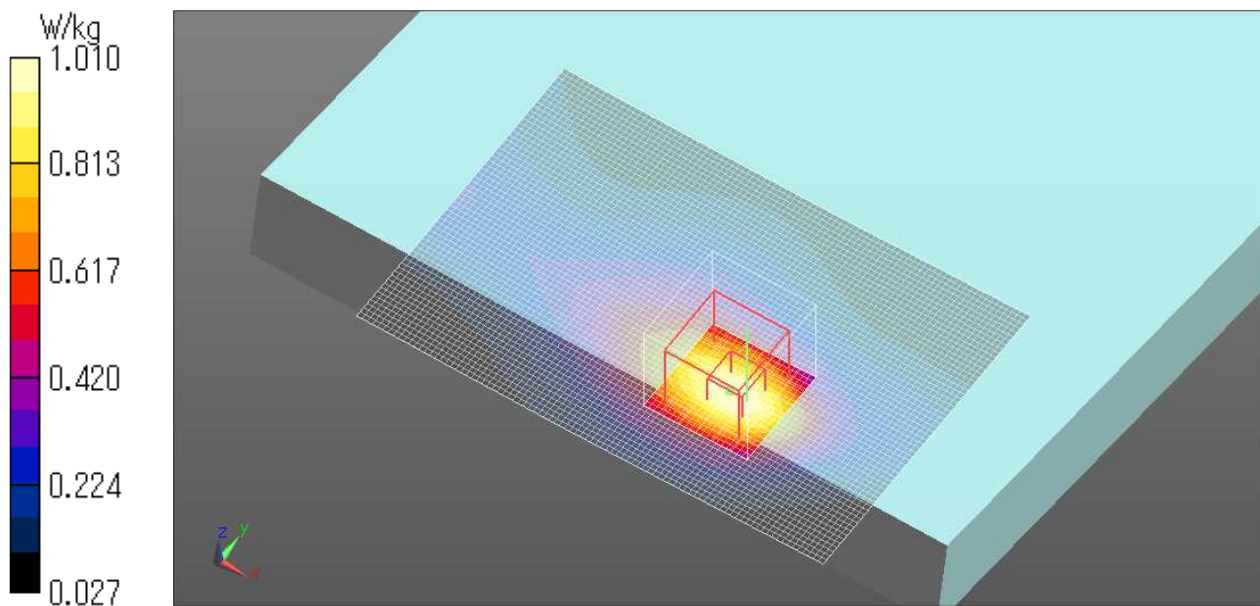
Ratio of SAR at M2 to SAR at M1 = 62.5%

Maximum value of SAR (measured) = 1.01 W/kg

Ambient Temp. : 22.5 degree.C. Liquid Temp.; 22.0 degree.C.

Liquid temp. is kept within the 2 degree.C. during the test.

Date: 2021/03/19



### **WCDMA B4 Red Power/Edge4 0mm 1732.6MHz**

Communication System: UID 0, #WCDMA (0); Communication System Band: Band IV; ; Duty Cycle: 1:1  
Medium parameters used (interpolated):  $f = 1732.6$  MHz;  $\sigma = 1.493$  S/m;  $\epsilon_r = 52.562$ ;  $\rho = 1000$  kg/m<sup>3</sup>

Phantom section: Flat Section

DASY5 Configuration

Probe: EX3DV4 - SN3825; ConvF(7.98, 7.98, 7.98) @ 1732.6 MHz;

Sensor-Surface: 1.4mm (Mechanical Surface Detection)

Electronics: DAE4 Sn509;

Phantom: ELI v4.0 (20deg probe tilt); Type: QDOVA001BB;Serial: TP:1045

Measurement SW: DASY52, Version 52.10 (3);SEMCAD X Version 14.6.13 (7474)

**WCDMA B4 Red Power/Edge4 0mm 1732.6MHz/Area Scan (51x111x1):** Interpolated grid: dx=1.500 mm, dy=1.500 mm

Maximum value of SAR (interpolated) = 1.07 W/kg

**WCDMA B4 Red Power/Edge4 0mm 1732.6MHz/Zoom Scan (7x7x7)/Cube 0:** Measurement grid: dx=5mm, dy=5mm, dz=5mm

Reference Value = 28.18 V/m; Power Drift = 0.02 dB

Peak SAR (extrapolated) = 1.37 W/kg

**SAR(1 g) = 0.729 W/kg; SAR(10 g) = 0.364 W/kg**

Smallest distance from peaks to all points 3 dB below = 8 mm

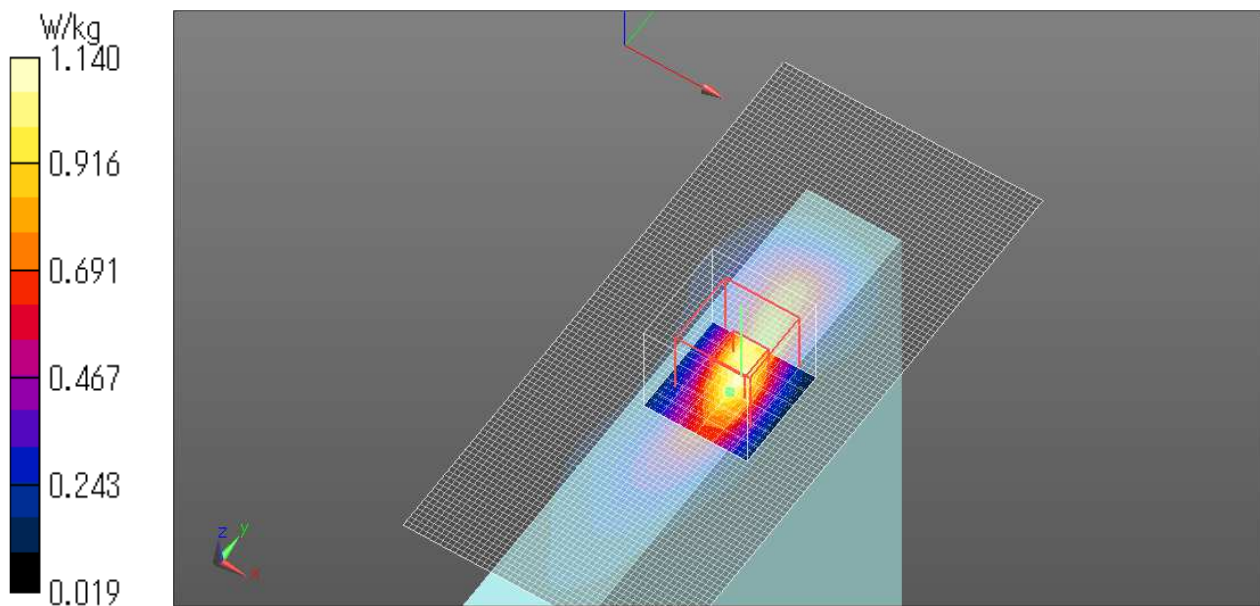
Ratio of SAR at M2 to SAR at M1 = 55.8%

Maximum value of SAR (measured) = 1.14 W/kg

Ambient Temp. : 22.5 degree.C. Liquid Temp.; 22.0 degree.C.

Liquid temp. is kept within the 2 degree.C. during the test.

Date: 2021/03/19



### **WCDMA B5 Full Power/Rear tilt(Edge4 side) 9mm 836.6MHz RMC12.2k**

Communication System: UID 0, \_WCDMA (0); Communication System Band: Band V; ; Duty Cycle: 1:1  
Medium parameters used (interpolated):  $f = 836.6$  MHz;  $\sigma = 1.009$  S/m;  $\epsilon_r = 55.542$ ;  $\rho = 1000$  kg/m<sup>3</sup>

Phantom section: Flat Section

DASY5 Configuration

Probe: EX3DV4 - SN3917; ConvF(9.78, 9.78, 9.78) @ 836.6 MHz;

Sensor-Surface: 1.4mm (Mechanical Surface Detection)

Electronics: DAE4 Sn1369;

Phantom: ELI v5.0 TP1207 (30deg probe tilt); Type: QDOVA001BB;Serial: TP:1207

Measurement SW: DASY52, Version 52.10 (3);SEMCAD X Version 14.6.13 (7474)

### **WCDMA B5 Full Power/Rear tilt(Edge4 side) 9mm 836.6MHz RMC12.2k/Area Scan (111x51x1):**

Interpolated grid:  $dx=1.500$  mm,  $dy=1.500$  mm

Maximum value of SAR (interpolated) = 0.928 W/kg

### **WCDMA B5 Full Power/Rear tilt(Edge4 side) 9mm 836.6MHz RMC12.2k/Zoom Scan (7x7x7)**

**(7x8x7)/Cube 0:** Measurement grid:  $dx=5$ mm,  $dy=5$ mm,  $dz=5$ mm

Reference Value = 31.29 V/m; Power Drift = -0.07 dB

Peak SAR (extrapolated) = 1.06 W/kg

**SAR(1 g) = 0.665 W/kg; SAR(10 g) = 0.425 W/kg**

Smallest distance from peaks to all points 3 dB below = 14.8 mm

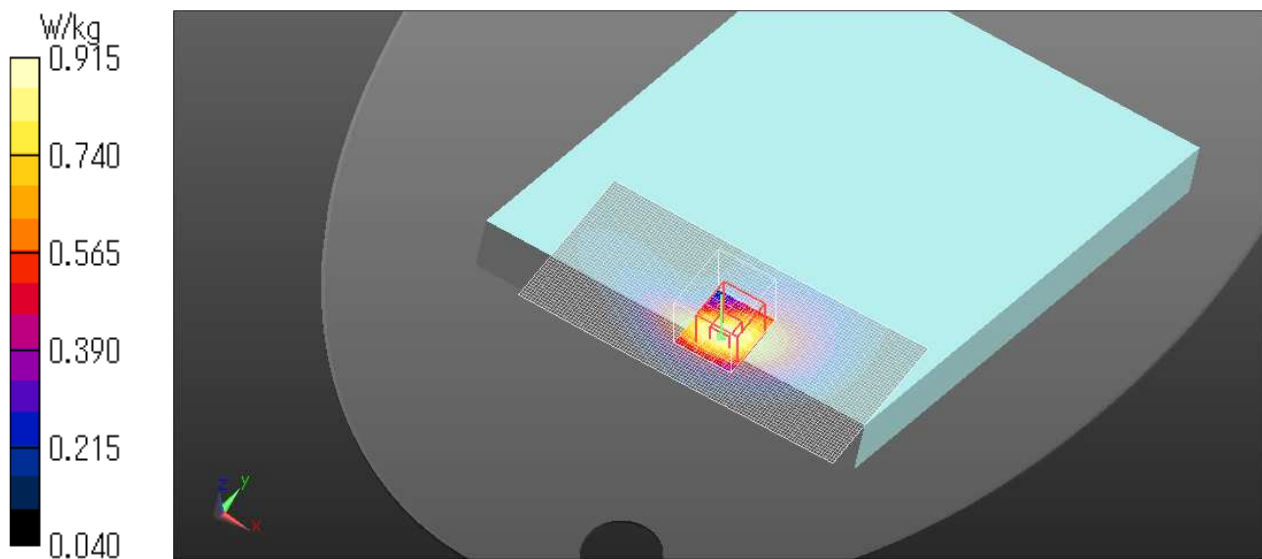
Ratio of SAR at M2 to SAR at M1 = 63%

Maximum value of SAR (measured) = 0.915 W/kg

Ambient Temp. : 23.0 degree.C. Liquid Temp.; 22.3 degree.C.

Liquid temp. is kept within the 2 degree.C. during the test.

Date: 2021/03/16





### **WCDMA B5 Red Power/Edge4 0mm 836.6MHz RMC12.2k**

Communication System: UID 0, \_WCDMA (0); Communication System Band: Band V; ; Duty Cycle: 1:1  
Medium parameters used (interpolated):  $f = 836.6$  MHz;  $\sigma = 1.009$  S/m;  $\epsilon_r = 55.542$ ;  $\rho = 1000$  kg/m<sup>3</sup>

Phantom section: Flat Section

DASY5 Configuration

Probe: EX3DV4 - SN3917; ConvF(9.78, 9.78, 9.78) @ 836.6 MHz;

Sensor-Surface: 1.4mm (Mechanical Surface Detection)

Electronics: DAE4 Sn1369;

Phantom: ELI v5.0 TP1207 (30deg probe tilt); Type: QDOVA001BB;Serial: TP:1207

Measurement SW: DASY52, Version 52.10 (3);SEMCAD X Version 14.6.13 (7474)

### **WCDMA B5 Red Power/Edge4 0mm 836.6MHz RMC12.2k/Area Scan (51x161x1):** Interpolated grid:

$dx=1.500$  mm,  $dy=1.500$  mm

Maximum value of SAR (interpolated) = 1.27 W/kg

### **WCDMA B5 Red Power/Edge4 0mm 836.6MHz RMC12.2k/Zoom Scan (7x7x7) (7x8x7)/Cube 0:**

Measurement grid:  $dx=5$ mm,  $dy=5$ mm,  $dz=5$ mm

Reference Value = 36.22 V/m; Power Drift = 0.09 dB

Peak SAR (extrapolated) = 1.82 W/kg

**SAR(1 g) = 0.847 W/kg; SAR(10 g) = 0.452 W/kg**

Smallest distance from peaks to all points 3 dB below = 8.2 mm

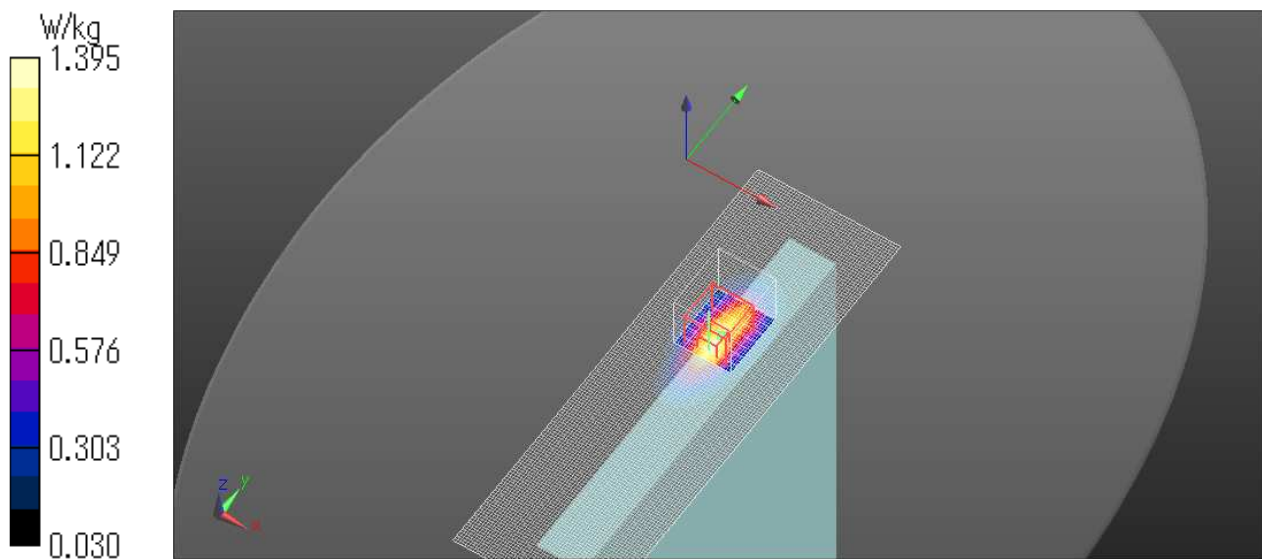
Ratio of SAR at M2 to SAR at M1 = 47.8%

Maximum value of SAR (measured) = 1.39 W/kg

Ambient Temp. : 23.0 degree.C. Liquid Temp.; 22.7 degree.C.

Liquid temp. is kept within the 2 degree.C. during the test.

Date: 2021/03/16



### **LTE B2 Full Power/Rear tilt(Edge4 side) 9mm 1880MHz RB1-0**

Communication System: UID 0, \_Generic LTE (0); Communication System Band: Band 2, E-UTRA/FDD (1850.0 - 1910.0 MHz); ; Duty Cycle: 1:1

Medium parameters used:  $f = 1880$  MHz;  $\sigma = 1.49$  S/m;  $\epsilon_r = 53.102$ ;  $\rho = 1000$  kg/m<sup>3</sup>

Phantom section: Flat Section

DASY5 Configuration

Probe: EX3DV4 - SN3917; ConvF(7.93, 7.93, 7.93) @ 1880 MHz;

Sensor-Surface: 1.4mm (Mechanical Surface Detection)

Electronics: DAE4 Sn1369;

Phantom: ELI v5.0 TP1207 (30deg probe tilt); Type: QDOVA001BB;Serial: TP:1207

Measurement SW: DASY52, Version 52.10 (3);SEMCAD X Version 14.6.13 (7474)

**LTE B2 Full Power/Rear tilt(Edge4 side) 9mm 1880MHz RB1-0/Area Scan (111x51x1):** Interpolated grid: dx=1.500 mm, dy=1.500 mm

Maximum value of SAR (interpolated) = 1.01 W/kg

### **LTE B2 Full Power/Rear tilt(Edge4 side) 9mm 1880MHz RB1-0/Zoom Scan (8x7x7)/Cube 0:**

Measurement grid: dx=5mm, dy=5mm, dz=5mm

Reference Value = 26.83 V/m; Power Drift = -0.03 dB

Peak SAR (extrapolated) = 1.18 W/kg

**SAR(1 g) = 0.707 W/kg; SAR(10 g) = 0.420 W/kg**

Smallest distance from peaks to all points 3 dB below = 15.3 mm

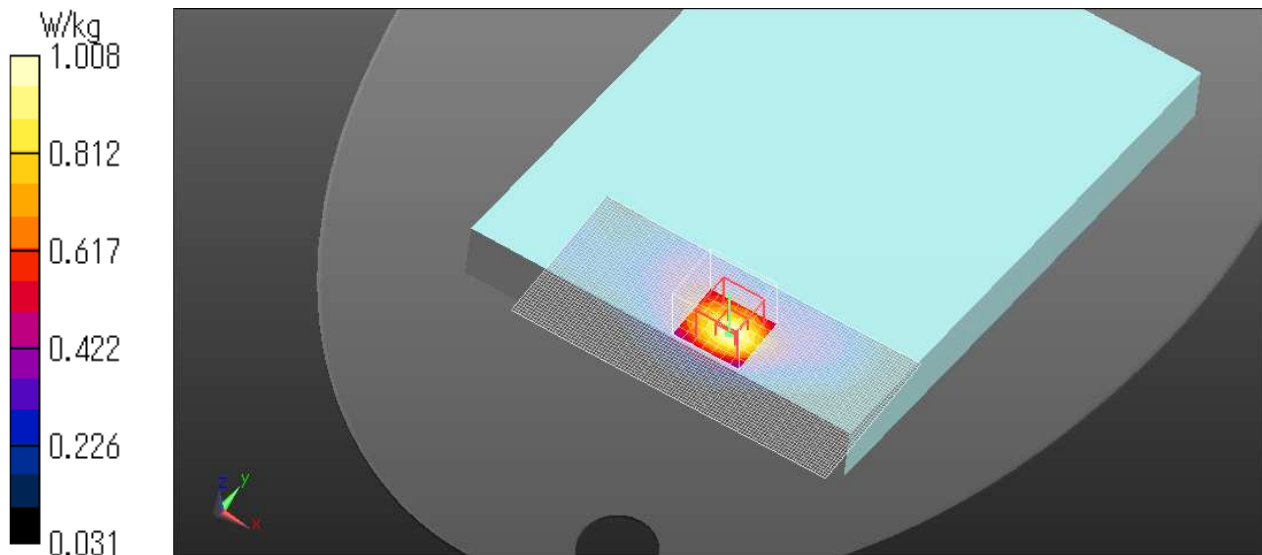
Ratio of SAR at M2 to SAR at M1 = 60.5%

Maximum value of SAR (measured) = 1.01 W/kg

Ambient Temp. : 23.5 degree.C. Liquid Temp.; 22.7 degree.C.

Liquid temp. is kept within the 2 degree.C. during the test.

Date: 2021/03/17



### **LTE B2 Red Power/Edge4 0mm 1900MHz RB50-49**

Communication System: UID 0, \_Generic LTE (0); Communication System Band: Band 2, E-UTRA/FDD (1850.0 - 1910.0 MHz); ; Duty Cycle: 1:1

Medium parameters used:  $f = 1900$  MHz;  $\sigma = 1.513$  S/m;  $\epsilon_r = 53.051$ ;  $\rho = 1000$  kg/m<sup>3</sup>

Phantom section: Flat Section

DASY5 Configuration

Probe: EX3DV4 - SN3917; ConvF(7.93, 7.93, 7.93) @ 1900 MHz;

Sensor-Surface: 1.4mm (Mechanical Surface Detection)

Electronics: DAE4 Sn1369;

Phantom: ELI v5.0 TP1207 (30deg probe tilt); Type: QDOVA001BB;Serial: TP:1207

Measurement SW: DASY52, Version 52.10 (3);SEMCAD X Version 14.6.13 (7474)

**LTE B2 Red Power/Edge4 0mm 1900MHz RB50-49/Area Scan (51x111x1):** Interpolated grid:

dx=1.500 mm, dy=1.500 mm

Maximum value of SAR (interpolated) = 1.30 W/kg

**LTE B2 Red Power/Edge4 0mm 1900MHz RB50-49/Zoom Scan (7x7x7)/Cube 0:** Measurement grid:

dx=5mm, dy=5mm, dz=5mm

Reference Value = 32.32 V/m; Power Drift = -0.05 dB

Peak SAR (extrapolated) = 1.80 W/kg

**SAR(1 g) = 0.944 W/kg; SAR(10 g) = 0.464 W/kg**

Smallest distance from peaks to all points 3 dB below = 8.2 mm

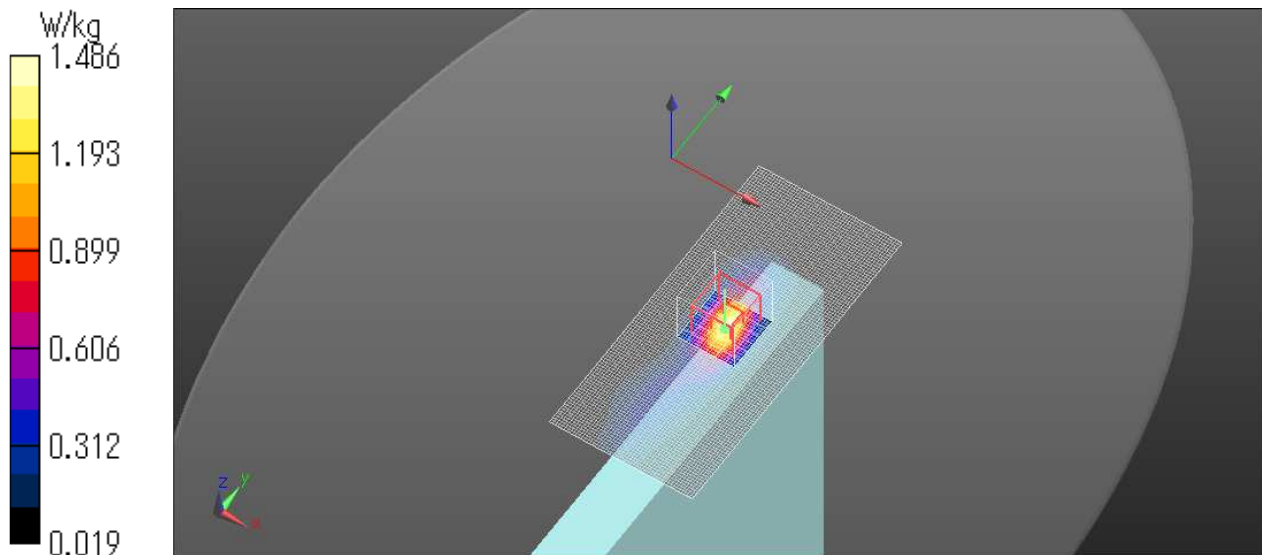
Ratio of SAR at M2 to SAR at M1 = 54.3%

Maximum value of SAR (measured) = 1.49 W/kg

Ambient Temp. : 23.5 degree.C. Liquid Temp.; 22.7 degree.C.

Liquid temp. is kept within the 2 degree.C. during the test.

Date: 2021/03/17





### **LTE B5 Full Power/Rear tilt 9mm 829MHz RB1-49**

Communication System: UID 0, \_Generic LTE (0); Communication System Band: Band 5, E-UTRA/FDD (824.0 - 849.0 MHz); ; Duty Cycle: 1:1

Medium parameters used:  $f = 829$  MHz;  $\sigma = 0.975$  S/m;  $\epsilon_r = 54.669$ ;  $\rho = 1000$  kg/m<sup>3</sup>

Phantom section: Flat Section

DASY5 Configuration

Probe: EX3DV4 - SN3917; ConvF(9.78, 9.78, 9.78) @ 829 MHz;

Sensor-Surface: 1.4mm (Mechanical Surface Detection)

Electronics: DAE4 Sn1369;

Phantom: ELI v5.0 TP1207 (30deg probe tilt); Type: QDOVA001BB;Serial: TP:1207

Measurement SW: DASY52, Version 52.10 (3);SEMCAD X Version 14.6.13 (7474)

**LTE B5 Full Power/Rear tilt 9mm 829MHz RB1-49/Area Scan (111x51x1):** Interpolated grid: dx=1.500 mm, dy=1.500 mm

Maximum value of SAR (interpolated) = 0.811 W/kg

### **LTE B5 Full Power/Rear tilt 9mm 829MHz RB1-49/Zoom Scan (7x7x7) (7x8x7)/Cube 0:**

Measurement grid: dx=5mm, dy=5mm, dz=5mm

Reference Value = 29.60 V/m; Power Drift = -0.13 dB

Peak SAR (extrapolated) = 0.913 W/kg

**SAR(1 g) = 0.588 W/kg; SAR(10 g) = 0.386 W/kg**

Smallest distance from peaks to all points 3 dB below = 16 mm

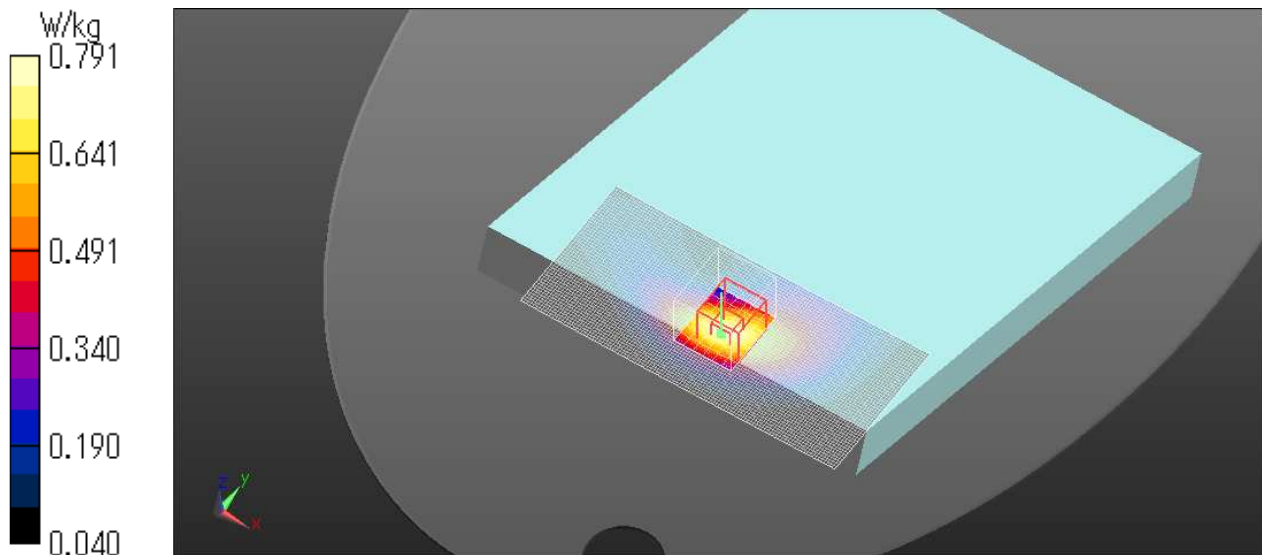
Ratio of SAR at M2 to SAR at M1 = 65.1%

Maximum value of SAR (measured) = 0.791 W/kg

Ambient Temp. : 24.0 degree.C. Liquid Temp.; 23.3 degree.C.

Liquid temp. is kept within the 2 degree.C. during the test.

Date: 2021/02/04



### **LTE B5 Red Power/Edge4 0mm 836.5MHz RB25-0**

Communication System: UID 0, \_Generic LTE (0); Communication System Band: Band 5, E-UTRA/FDD (824.0 - 849.0 MHz); ; Duty Cycle: 1:1

Medium parameters used (interpolated):  $f = 836.5$  MHz;  $\sigma = 0.976$  S/m;  $\epsilon_r = 54.652$ ;  $\rho = 1000$  kg/m<sup>3</sup>

Phantom section: Flat Section

DASY5 Configuration

Probe: EX3DV4 - SN3917; ConvF(9.78, 9.78, 9.78) @ 836.5 MHz;

Sensor-Surface: 1.4mm (Mechanical Surface Detection)

Electronics: DAE4 Sn1369;

Phantom: ELI v5.0 TP1207 (30deg probe tilt); Type: QDOVA001BB;Serial: TP:1207

Measurement SW: DASY52, Version 52.10 (3);SEMCAD X Version 14.6.13 (7474)

**LTE B5 Red Power/Edge4 0mm 836.5MHz RB25-0/Area Scan (51x111x1):** Interpolated grid: dx=1.500 mm, dy=1.500 mm

Maximum value of SAR (interpolated) = 1.55 W/kg

### **LTE B5 Red Power/Edge4 0mm 836.5MHz RB25-0/Zoom Scan (7x7x7) (7x7x7)/Cube 0:**

Measurement grid: dx=5mm, dy=5mm, dz=5mm

Reference Value = 39.98 V/m; Power Drift = 0.05 dB

Peak SAR (extrapolated) = 2.02 W/kg

**SAR(1 g) = 0.950 W/kg; SAR(10 g) = 0.515 W/kg**

Smallest distance from peaks to all points 3 dB below = 8 mm

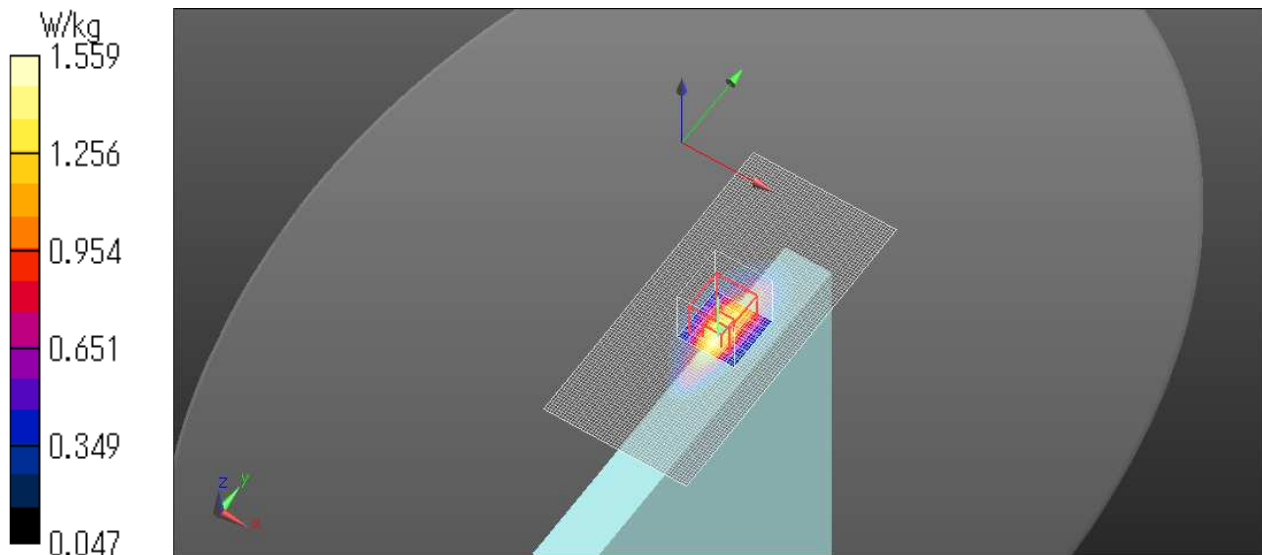
Ratio of SAR at M2 to SAR at M1 = 49.1%

Maximum value of SAR (measured) = 1.56 W/kg

Ambient Temp. : 24.0 degree.C. Liquid Temp.; 23.3 degree.C.

Liquid temp. is kept within the 2 degree.C. during the test.

Date: 2021/02/05



### **LTE B7 Full Power/Rear tilt(Edge4 side) 9mm 2560MHz RB1-0**

Communication System: UID 0, \_Generic LTE (0); Communication System Band: Band 7, E-UTRA/FDD (2500.0 - 2570.0 MHz); ; Duty Cycle: 1:1

Medium parameters used:  $f = 2560$  MHz;  $\sigma = 2.113$  S/m;  $\epsilon_r = 50.162$ ;  $\rho = 1000$  kg/m<sup>3</sup>

Phantom section: Flat Section

DASY Configuration:

Probe: EX3DV4 - SN3917; ConvF(7.37, 7.37, 7.37) @ 2560 MHz; Calibrated: 2020/05/29 :

Sensor-Surface: 1.4mm (Mechanical Surface Detection),

Electronics: DAE4 Sn1369; Calibrated: 2020/05/26

Phantom: ELI v5.0 TP1207 (30deg probe tilt); Type: QDOVA001BB; Serial: TP:1207

DASY52 52.10.3(1513); SEMCAD X 14.6.13(7474)

**LTE B7 Full Power/Rear tilt(Edge4 side) 9mm 2560MHz RB1-0/Area Scan (111x71x1):** Interpolated grid: dx=1.200 mm, dy=1.200 mm

Maximum value of SAR (interpolated) = 0.859 W/kg

**LTE B7 Full Power/Rear tilt(Edge4 side) 9mm 2560MHz RB1-0/Zoom Scan (7x7x7)/Cube 0:**

Measurement grid: dx=5mm, dy=5mm, dz=5mm

Reference Value = 20.78 V/m; Power Drift = -0.04 dB

Peak SAR (extrapolated) = 1.07 W/kg

**SAR(1 g) = 0.552 W/kg; SAR(10 g) = 0.303 W/kg**

Smallest distance from peaks to all points 3 dB below = 17 mm

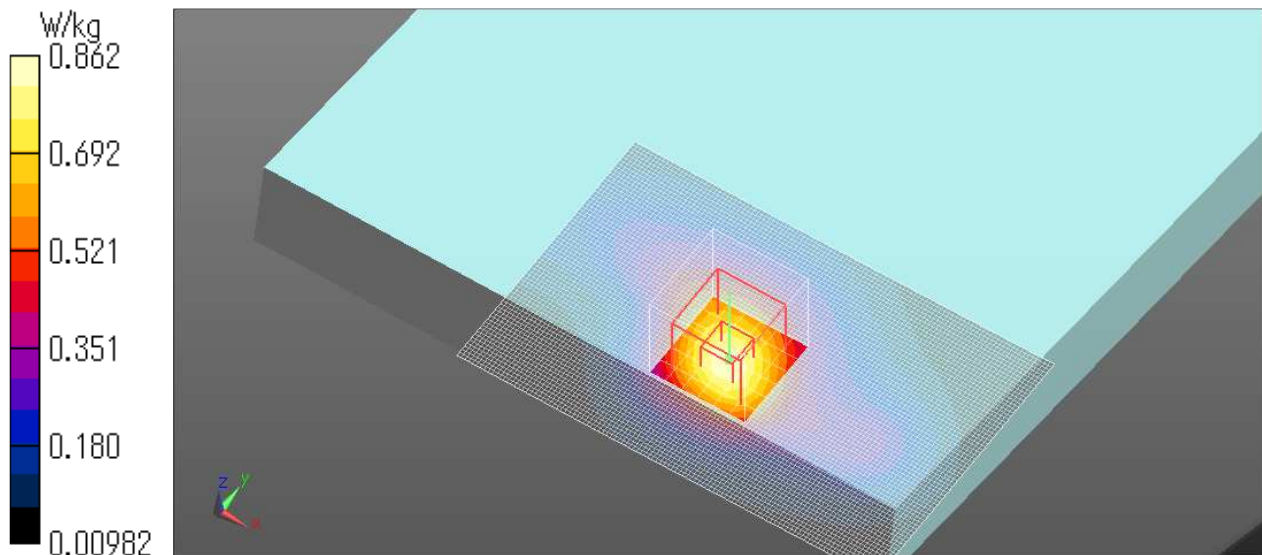
Ratio of SAR at M2 to SAR at M1 = 50.3%

Maximum value of SAR (measured) = 0.862 W/kg

Ambient Temp. : 22.5 degree.C. Liquid Temp.; 22.0 degree.C.

Liquid temp. is kept within the 2 degree.C. during the test.

Date: 2021/03/04



### **LTE B7 Red Power/Edge4 0mm 2560MHz RB50-0**

Communication System: UID 0, \_Generic LTE (0); Communication System Band: Band 7, E-UTRA/FDD (2500.0 - 2570.0 MHz); ; Duty Cycle: 1:1

Medium parameters used:  $f = 2560$  MHz;  $\sigma = 2.113$  S/m;  $\epsilon_r = 50.162$ ;  $\rho = 1000$  kg/m<sup>3</sup>

Phantom section: Flat Section

DASY5 Configuration

Probe: EX3DV4 - SN3917; ConvF(7.37, 7.37, 7.37) @ 2560 MHz;

Sensor-Surface: 1.4mm (Mechanical Surface Detection (Locations From Previous Scan Used)), Sensor-

Surface: 1.4mm (Mechanical Surface Detection)

Electronics: DAE4 Sn1369;

Phantom: ELI v5.0 TP1207 (30deg probe tilt); Type: QDOVA001BB;Serial: TP:1207

Measurement SW: DASY52, Version 52.10 (3);SEMCAD X Version 14.6.13 (7474)

**LTE B7 Red Power/Edge4 0mm 2560MHz RB50-0/Area Scan (61x131x1):** Interpolated grid:  $dx=1.200$  mm,  $dy=1.200$  mm

Maximum value of SAR (interpolated) = 1.26 W/kg

**LTE B7 Red Power/Edge4 0mm 2560MHz RB50-0/Zoom Scan (7x7x7)/Cube 0:** Measurement grid:

$dx=5$ mm,  $dy=5$ mm,  $dz=5$ mm

Reference Value = 27.60 V/m; Power Drift = -0.02 dB

Peak SAR (extrapolated) = 1.94 W/kg

**SAR(1 g) = 0.842 W/kg; SAR(10 g) = 0.358 W/kg**

Smallest distance from peaks to all points 3 dB below = 7.6 mm

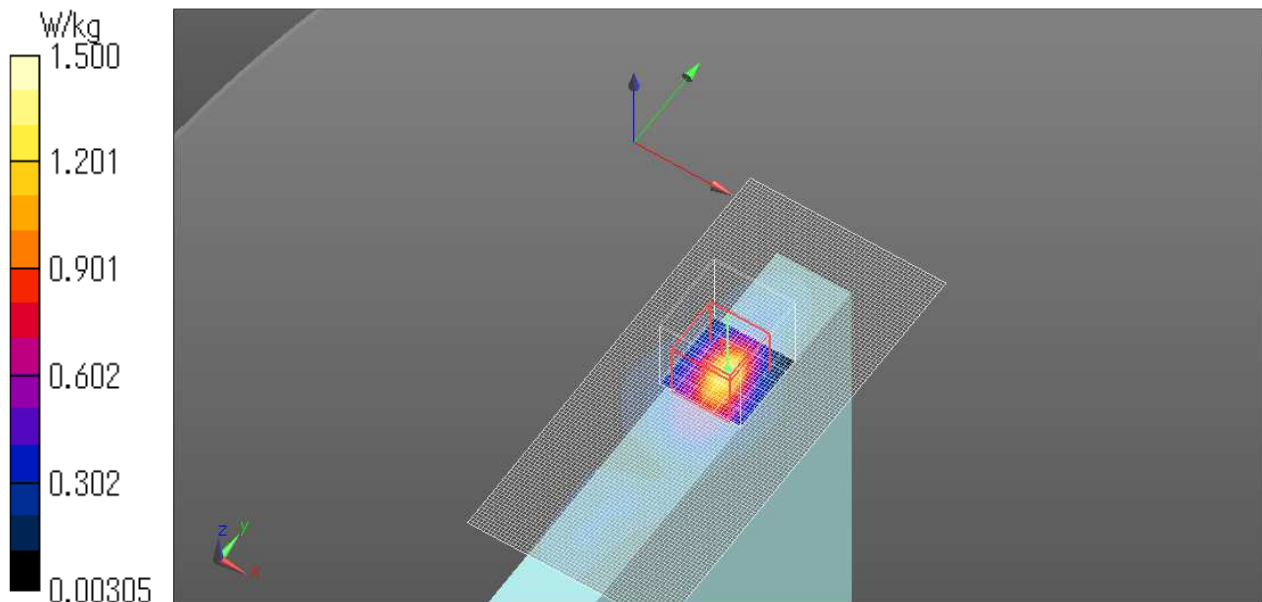
Ratio of SAR at M2 to SAR at M1 = 45.8%

Maximum value of SAR (measured) = 1.50 W/kg

Ambient Temp. : 22.5 degree.C. Liquid Temp.; 22.0 degree.C.

Liquid temp. is kept within the 2 degree.C. during the test.

Date: 2021/03/04



### **LTE B12 Full Power/Rear tilt(Edge1 side) 0mm 711MHz RB1-49**

Communication System: UID 0, #Generic LTE (0); Communication System Band: Band 12, E-UTRA/FDD (698.0 - 716.0 MHz); ; Duty Cycle: 1:1

Medium parameters used (interpolated):  $f = 711$  MHz;  $\sigma = 0.967$  S/m;  $\epsilon_r = 54.899$ ;  $\rho = 1000$  kg/m<sup>3</sup>

Phantom section: Flat Section

DASY5 Configuration

Probe: EX3DV4 - SN3825; ConvF(9.94, 9.94, 9.94) @ 711 MHz;

Sensor-Surface: 1.4mm (Mechanical Surface Detection)

Electronics: DAE4 Sn509;

Phantom: ELI v4.0 (20deg probe tilt); Type: QDOVA001BB;Serial: TP:1045

Measurement SW: DASY52, Version 52.10 (3);SEMCAD X Version 14.6.13 (7474)

**LTE B12 Full Power/Rear tilt(Edge1 side) 0mm 711MHz RB1-49/Area Scan (81x61x1):** Interpolated grid: dx=1.500 mm, dy=1.500 mm

Maximum value of SAR (interpolated) = 0.408 W/kg

**LTE B12 Full Power/Rear tilt(Edge1 side) 0mm 711MHz RB1-49/Zoom Scan (7x7x7)/Cube 0:**

Measurement grid: dx=5mm, dy=5mm, dz=5mm

Reference Value = 21.37 V/m; Power Drift = -0.04 dB

Peak SAR (extrapolated) = 0.448 W/kg

**SAR(1 g) = 0.334 W/kg; SAR(10 g) = 0.240 W/kg**

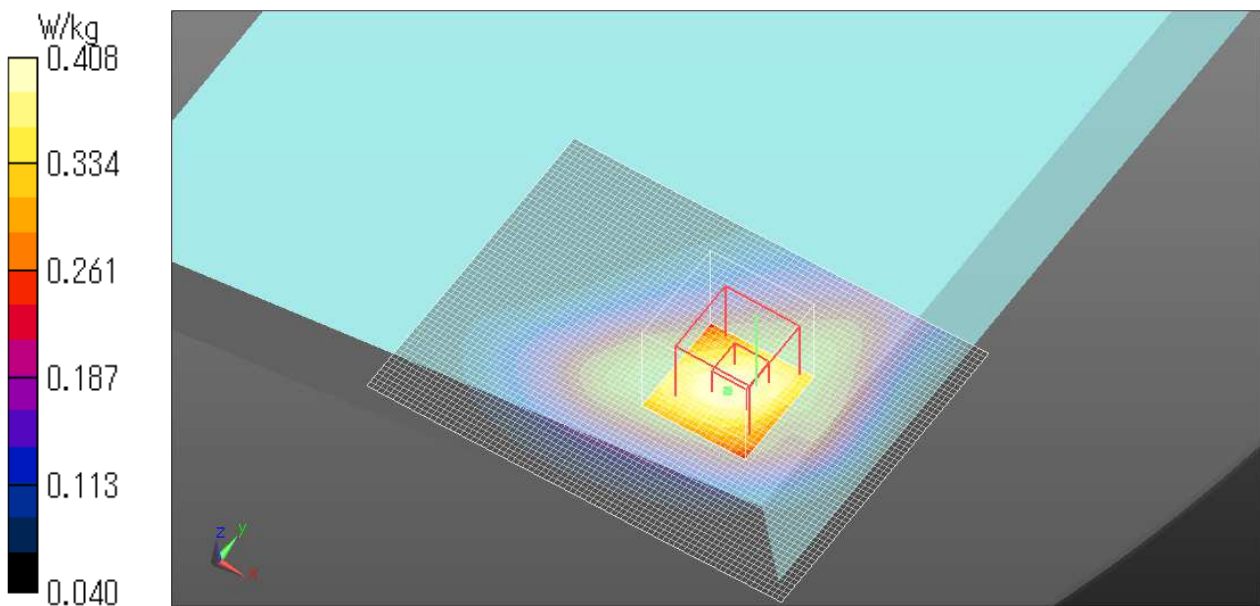
Ratio of SAR at M2 to SAR at M1 = 75.3%

Maximum value of SAR (measured) = 0.408 W/kg

Ambient Temp. : 22.5 degree.C. Liquid Temp.; 22.0 degree.C.

Liquid temp. is kept within the 2 degree.C. during the test.

Date: 2021/03/17





### **LTE B12 Red Power/Edge4 0mm 711MHz RB1-49**

Communication System: UID 0, #Generic LTE (0); Communication System Band: Band 12, E-UTRA/FDD (698.0 - 716.0 MHz); ; Duty Cycle: 1:1

Medium parameters used (interpolated):  $f = 711$  MHz;  $\sigma = 0.967$  S/m;  $\epsilon_r = 54.899$ ;  $\rho = 1000$  kg/m<sup>3</sup>

Phantom section: Flat Section

DASY5 Configuration

Probe: EX3DV4 - SN3825; ConvF(9.94, 9.94, 9.94) @ 711 MHz;

Sensor-Surface: 1.4mm (Mechanical Surface Detection (Locations From Previous Scan Used)), Sensor-

Surface: 1.4mm (Mechanical Surface Detection)

Electronics: DAE4 Sn509;

Phantom: ELI v4.0 (20deg probe tilt); Type: QDOVA001BB;Serial: TP:1045

Measurement SW: DASY52, Version 52.10 (3);SEMCAD X Version 14.6.13 (7474)

**LTE B12 Red Power/Edge4 0mm 711MHz RB1-49/Area Scan (41x61x1):** Interpolated grid:  $dx=1.500$  mm,  $dy=1.500$  mm

Maximum value of SAR (interpolated) = 1.22 W/kg

**LTE B12 Red Power/Edge4 0mm 711MHz RB1-49/Zoom Scan (7x7x7)/Cube 0:** Measurement grid:  $dx=5$ mm,  $dy=5$ mm,  $dz=5$ mm

Reference Value = 42.01 V/m; Power Drift = -0.06 dB

Peak SAR (extrapolated) = 2.03 W/kg

**SAR(1 g) = 0.944 W/kg; SAR(10 g) = 0.501 W/kg**

Smallest distance from peaks to all points 3 dB below = 7.1 mm

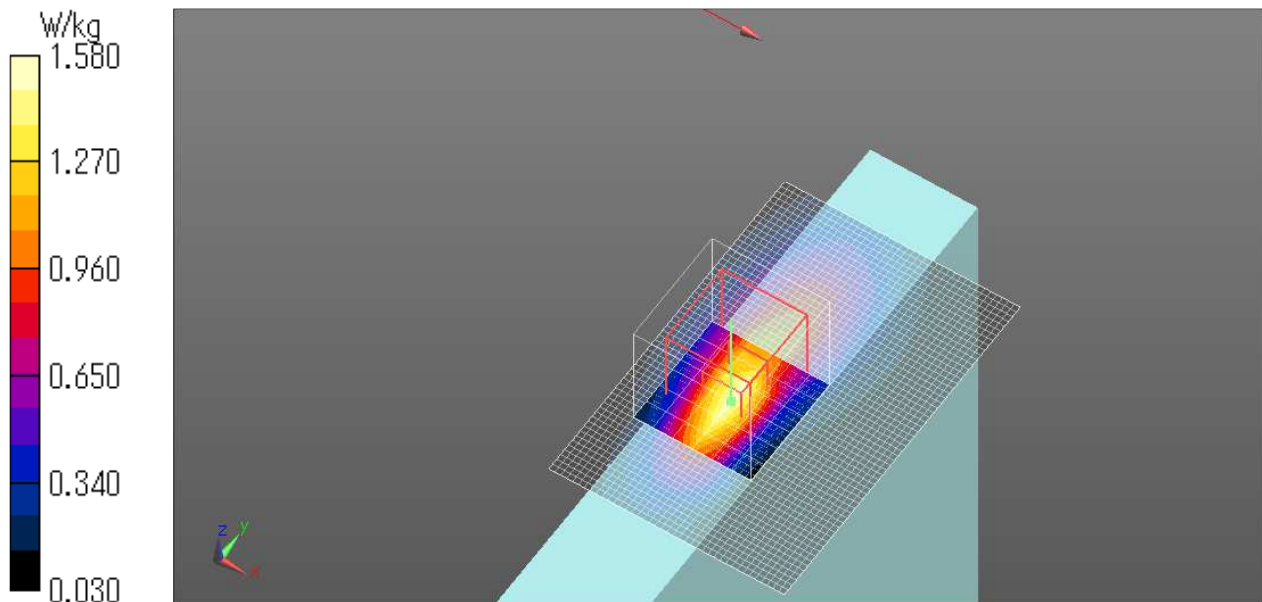
Ratio of SAR at M2 to SAR at M1 = 47.7%

Maximum value of SAR (measured) = 1.58 W/kg

Ambient Temp. : 22.5 degree.C. Liquid Temp.; 22.0 degree.C.

Liquid temp. is kept within the 2 degree.C. during the test.

Date: 2021/03/17





### **LTE B13 Full Power/Rear tilt(Edge4 side) 9mm 782MHz RB1-0**

Communication System: UID 0, #Generic LTE (0); Communication System Band: Band 13, E-UTRA/FDD (777.0 - 787.0 MHz); ; Duty Cycle: 1:1

Medium parameters used (interpolated):  $f = 782 \text{ MHz}$ ;  $\sigma = 0.999 \text{ S/m}$ ;  $\epsilon_r = 54.848$ ;  $\rho = 1000 \text{ kg/m}^3$

Phantom section: Flat Section

DASY5 Configuration

Probe: EX3DV4 - SN3825; ConvF(9.94, 9.94, 9.94) @ 782 MHz;

Sensor-Surface: 1.4mm (Mechanical Surface Detection)

Electronics: DAE4 Sn509;

Phantom: ELI v4.0 (20deg probe tilt); Type: QDOVA001BB;Serial: TP:1045

Measurement SW: DASY52, Version 52.10 (3);SEMCAD X Version 14.6.13 (7474)

**LTE B13 Full Power/Rear tilt(Edge4 side) 9mm 782MHz RB1-0/Area Scan (81x51x1):** Interpolated grid:  $dx=1.500 \text{ mm}$ ,  $dy=1.500 \text{ mm}$

Maximum value of SAR (interpolated) =  $0.685 \text{ W/kg}$

### **LTE B13 Full Power/Rear tilt(Edge4 side) 9mm 782MHz RB1-0/Zoom Scan (7x7x7)/Cube 0:**

Measurement grid:  $dx=5\text{mm}$ ,  $dy=5\text{mm}$ ,  $dz=5\text{mm}$

Reference Value =  $27.12 \text{ V/m}$ ; Power Drift =  $-0.05 \text{ dB}$

Peak SAR (extrapolated) =  $0.762 \text{ W/kg}$

**SAR(1 g) =  $0.514 \text{ W/kg}$ ; SAR(10 g) =  $0.343 \text{ W/kg}$**

Smallest distance from peaks to all points 3 dB below =  $17.5 \text{ mm}$

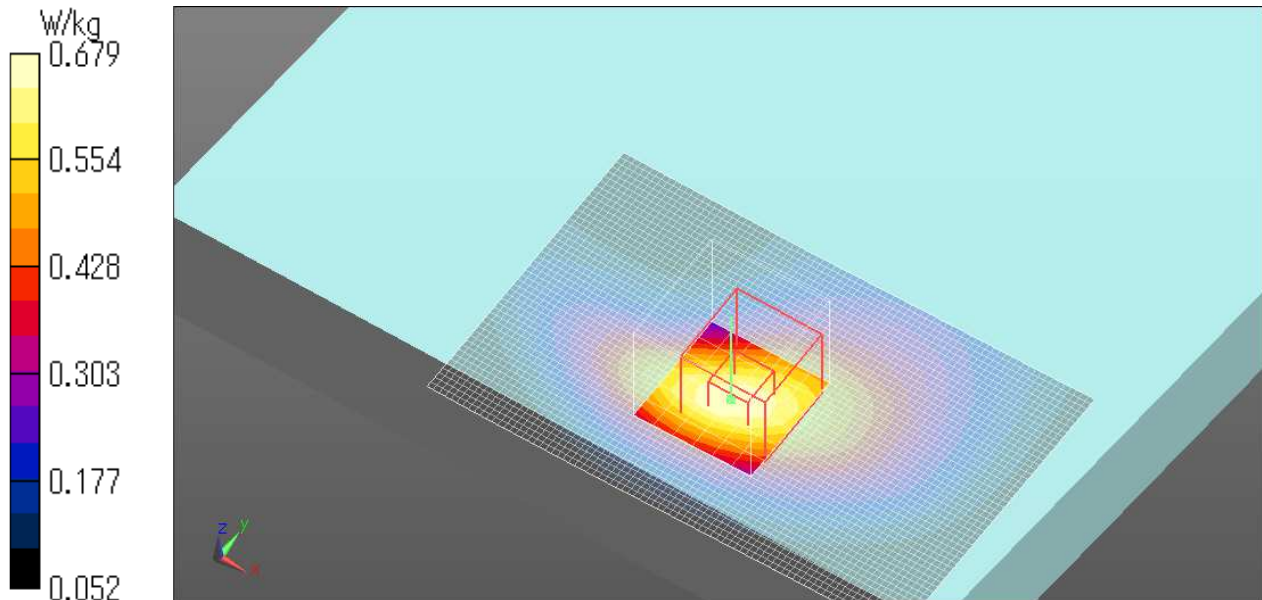
Ratio of SAR at M2 to SAR at M1 =  $67.7\%$

Maximum value of SAR (measured) =  $0.679 \text{ W/kg}$

Ambient Temp. :  $22.5 \text{ degree.C.}$  Liquid Temp.;  $22.0 \text{ degree.C.}$

Liquid temp. is kept within the  $2 \text{ degree.C.}$  during the test.

Date: 2021/03/17



### **LTE B13 Red Power/Edge4 0mm 782MHz RB50-0**

Communication System: UID 0, #Generic LTE (0); Communication System Band: Band 13, E-UTRA/FDD (777.0 - 787.0 MHz); ; Duty Cycle: 1:1

Medium parameters used (interpolated):  $f = 782 \text{ MHz}$ ;  $\sigma = 0.999 \text{ S/m}$ ;  $\epsilon_r = 54.848$ ;  $\rho = 1000 \text{ kg/m}^3$

Phantom section: Flat Section

DASY5 Configuration

Probe: EX3DV4 - SN3825; ConvF(9.94, 9.94, 9.94) @ 782 MHz;

Sensor-Surface: 1.4mm (Mechanical Surface Detection)

Electronics: DAE4 Sn509;

Phantom: ELI v4.0 (20deg probe tilt); Type: QDOVA001BB;Serial: TP:1045

Measurement SW: DASY52, Version 52.10 (3);SEMCAD X Version 14.6.13 (7474)

**LTE B13 Red Power/Edge4 0mm 782MHz RB50-0/Area Scan (41x61x1):** Interpolated grid:  $dx=1.500 \text{ mm}$ ,  $dy=1.500 \text{ mm}$

Maximum value of SAR (interpolated) =  $1.35 \text{ W/kg}$

**LTE B13 Red Power/Edge4 0mm 782MHz RB50-0/Zoom Scan (7x7x7)/Cube 0:** Measurement grid:  $dx=5\text{mm}$ ,  $dy=5\text{mm}$ ,  $dz=5\text{mm}$

Reference Value =  $39.22 \text{ V/m}$ ; Power Drift =  $0.00 \text{ dB}$

Peak SAR (extrapolated) =  $2.15 \text{ W/kg}$

**SAR(1 g) =  $1.01 \text{ W/kg}$ ; SAR(10 g) =  $0.551 \text{ W/kg}$**

Smallest distance from peaks to all points 3 dB below =  $8 \text{ mm}$

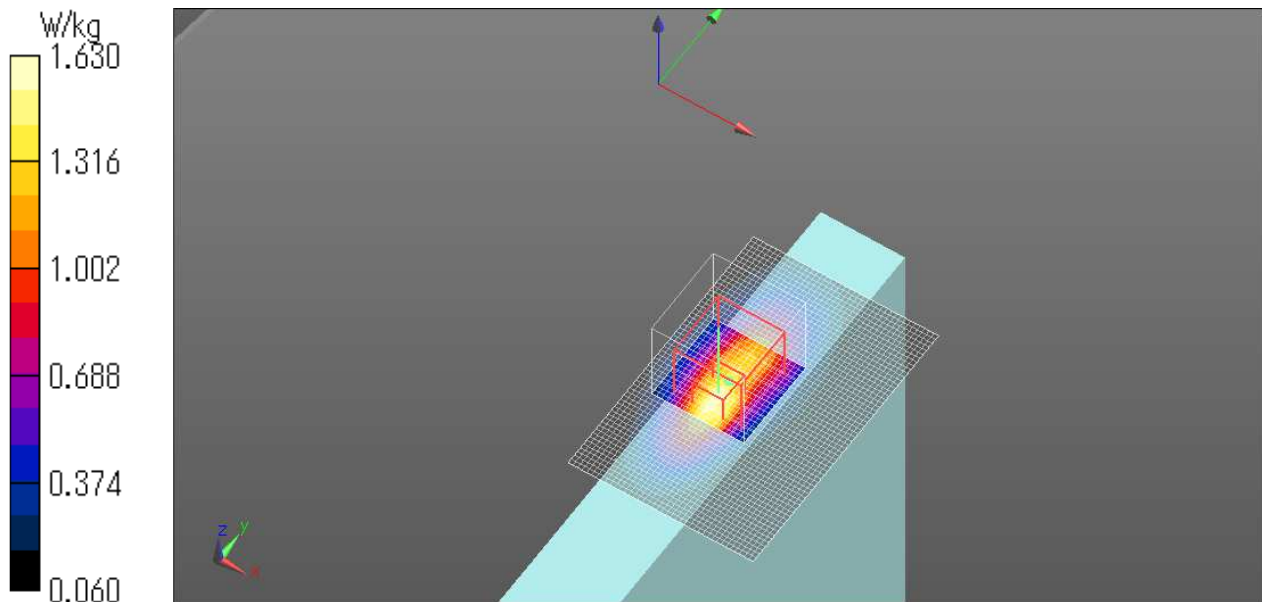
Ratio of SAR at M2 to SAR at M1 =  $51.3\%$

Maximum value of SAR (measured) =  $1.63 \text{ W/kg}$

Ambient Temp. :  $22.5 \text{ degree.C}$ . Liquid Temp.;  $22.0 \text{ degree.C}$ .

Liquid temp. is kept within the  $2 \text{ degree.C}$ . during the test.

Date: 2021/03/17



### **LTE B14 Full Power/Rear tilt(Edge4 side) 9mm 793MHz RB1-0**

Communication System: UID 0, #Generic LTE (0); Communication System Band: Band 14, E-UTRA/FDD (788.0 - 798.0 MHz); ; Duty Cycle: 1:1

Medium parameters used (interpolated):  $f = 793$  MHz;  $\sigma = 1.005$  S/m;  $\epsilon_r = 54.817$ ;  $\rho = 1000$  kg/m<sup>3</sup>

Phantom section: Flat Section

DASY5 Configuration

Probe: EX3DV4 - SN3825; ConvF(9.94, 9.94, 9.94) @ 793 MHz;

Sensor-Surface: 1.4mm (Mechanical Surface Detection (Locations From Previous Scan Used)), Sensor-

Surface: 1.4mm (Mechanical Surface Detection)

Electronics: DAE4 Sn509;

Phantom: ELI v4.0 (20deg probe tilt); Type: QDOVA001BB;Serial: TP:1045

Measurement SW: DASY52, Version 52.10 (3);SEMCAD X Version 14.6.13 (7474)

**LTE B14 Full Power/Rear tilt(Edge4 side) 9mm 793MHz RB1-0/Area Scan (81x51x1):** Interpolated grid:  $dx=1.500$  mm,  $dy=1.500$  mm

Maximum value of SAR (interpolated) = 0.741 W/kg

**LTE B14 Full Power/Rear tilt(Edge4 side) 9mm 793MHz RB1-0/Zoom Scan (7x7x7)/Cube 0:**

Measurement grid:  $dx=5$ mm,  $dy=5$ mm,  $dz=5$ mm

Reference Value = 28.28 V/m; Power Drift = -0.11 dB

Peak SAR (extrapolated) = 0.838 W/kg

**SAR(1 g) = 0.561 W/kg; SAR(10 g) = 0.372 W/kg**

Smallest distance from peaks to all points 3 dB below = 16.2 mm

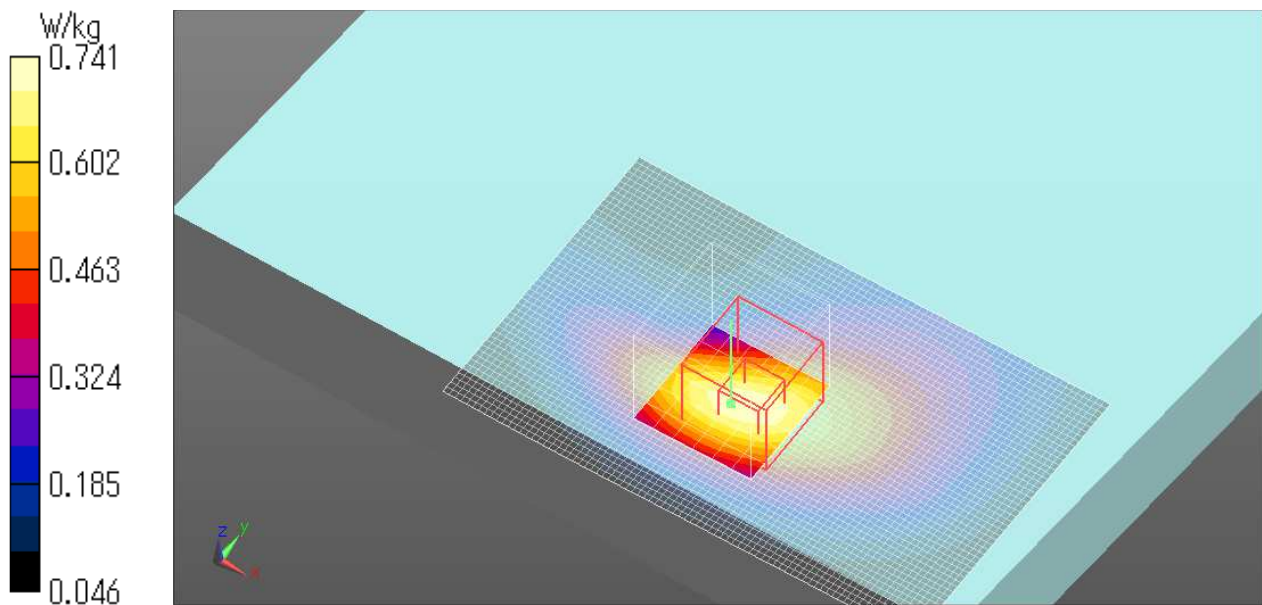
Ratio of SAR at M2 to SAR at M1 = 66.8%

Maximum value of SAR (measured) = 0.741 W/kg

Ambient Temp. : 22.5 degree.C. Liquid Temp.; 22.0 degree.C.

Liquid temp. is kept within the 2 degree.C. during the test.

Date: 2021/03/18



### **LTE B14 Red Power/Edge4 0mm 793MHz RB50-0**

Communication System: UID 0, #Generic LTE (0); Communication System Band: Band 14, E-UTRA/FDD (788.0 - 798.0 MHz); ; Duty Cycle: 1:1

Medium parameters used (interpolated):  $f = 793$  MHz;  $\sigma = 1.005$  S/m;  $\epsilon_r = 54.817$ ;  $\rho = 1000$  kg/m<sup>3</sup>

Phantom section: Flat Section

DASY5 Configuration

Probe: EX3DV4 - SN3825; ConvF(9.94, 9.94, 9.94) @ 793 MHz;

Sensor-Surface: 1.4mm (Mechanical Surface Detection)

Electronics: DAE4 Sn509;

Phantom: ELI v4.0 (20deg probe tilt); Type: QDOVA001BB;Serial: TP:1045

Measurement SW: DASY52, Version 52.10 (3);SEMCAD X Version 14.6.13 (7474)

**LTE B14 Red Power/Edge4 0mm 793MHz RB50-0/Area Scan (41x61x1):** Interpolated grid: dx=1.500 mm, dy=1.500 mm

Maximum value of SAR (interpolated) = 1.35 W/kg

**LTE B14 Red Power/Edge4 0mm 793MHz RB50-0/Zoom Scan (7x7x7)/Cube 0:** Measurement grid:

dx=5mm, dy=5mm, dz=5mm

Reference Value = 38.77 V/m; Power Drift = -0.04 dB

Peak SAR (extrapolated) = 2.11 W/kg

**SAR(1 g) = 0.993 W/kg; SAR(10 g) = 0.541 W/kg**

Smallest distance from peaks to all points 3 dB below = 8 mm

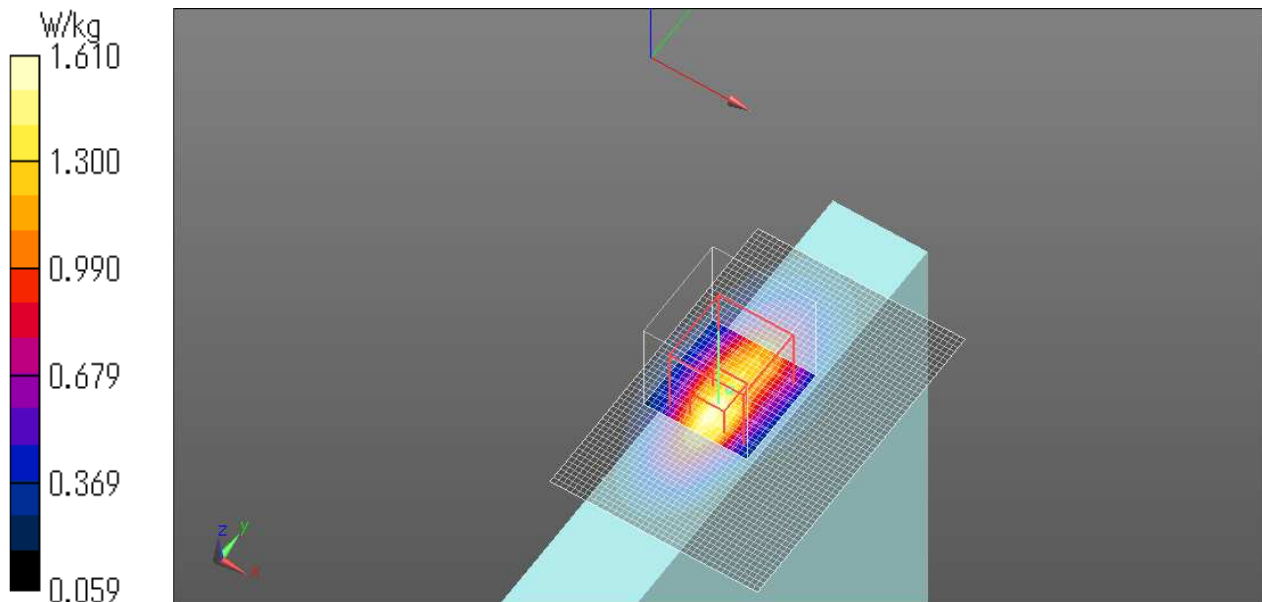
Ratio of SAR at M2 to SAR at M1 = 51.2%

Maximum value of SAR (measured) = 1.61 W/kg

Ambient Temp. : 22.5 degree.C. Liquid Temp.; 22.0 degree.C.

Liquid temp. is kept within the 2 degree.C. during the test.

Date: 2021/03/18



### **LTE B26 Full Power/Rear tilt(Edge4 side) 9mm 841.5MHz RB1-0**

Communication System: UID 0, \_Generic LTE (0); Communication System Band: Band 26, E-UTRA/FDD (814.0 - 849.0 MHz); ; Duty Cycle: 1:1

Medium parameters used (interpolated):  $f = 841.5$  MHz;  $\sigma = 1.011$  S/m;  $\epsilon_r = 55.498$ ;  $\rho = 1000$  kg/m<sup>3</sup>

Phantom section: Flat Section

DASY5 Configuration

Probe: EX3DV4 - SN3917; ConvF(9.78, 9.78, 9.78) @ 841.5 MHz;

Sensor-Surface: 1.4mm (Mechanical Surface Detection)

Electronics: DAE4 Sn1369;

Phantom: ELI v5.0 TP1207 (30deg probe tilt); Type: QDOVA001BB;Serial: TP:1207

Measurement SW: DASY52, Version 52.10 (3);SEMCAD X Version 14.6.13 (7474)

**LTE B26 Full Power/Rear tilt(Edge4 side) 9mm 841.5MHz RB1-0/Area Scan (111x51x1):** Interpolated grid: dx=1.500 mm, dy=1.500 mm

Maximum value of SAR (interpolated) = 0.997 W/kg

**LTE B26 Full Power/Rear tilt(Edge4 side) 9mm 841.5MHz RB1-0/Zoom Scan (7x7x7) (7x8x7)/Cube**

**0:** Measurement grid: dx=5mm, dy=5mm, dz=5mm

Reference Value = 32.56 V/m; Power Drift = -0.04 dB

Peak SAR (extrapolated) = 1.17 W/kg

**SAR(1 g) = 0.729 W/kg; SAR(10 g) = 0.464 W/kg**

Smallest distance from peaks to all points 3 dB below = 14.2 mm

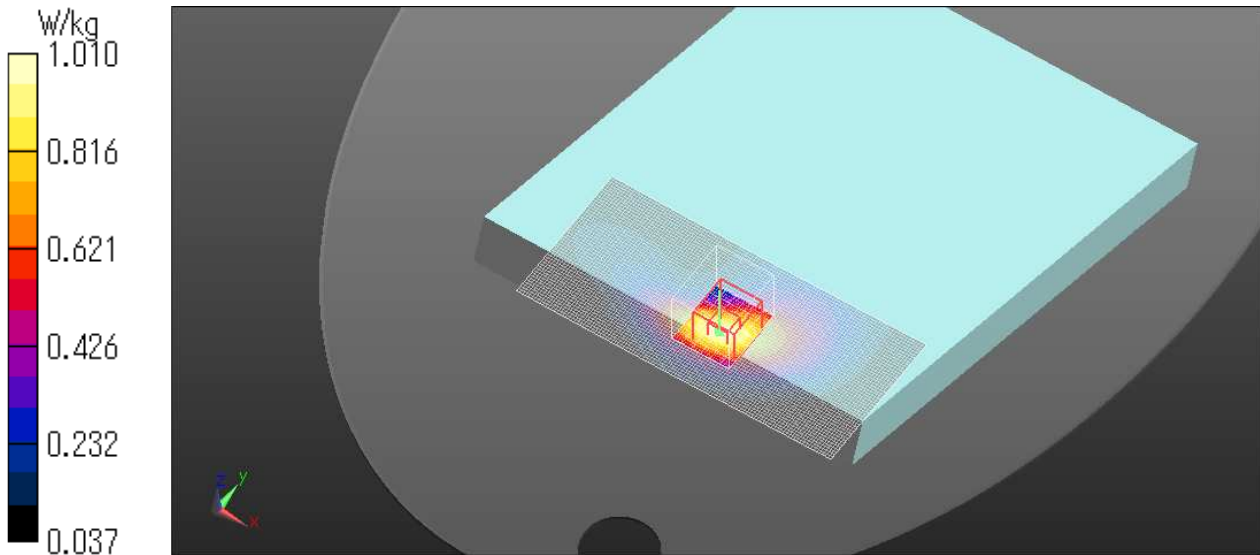
Ratio of SAR at M2 to SAR at M1 = 62.7%

Maximum value of SAR (measured) = 1.01 W/kg

Ambient Temp. : 23.0 degree.C. Liquid Temp.; 22.3 degree.C.

Liquid temp. is kept within the 2 degree.C. during the test.

Date: 2021/03/15





### **LTE B26 Red Power/Edge4 0mm 841.5MHz RB1-0**

Communication System: UID 0, \_Generic LTE (0); Communication System Band: Band 26, E-UTRA/FDD (814.0 - 849.0 MHz); ; Duty Cycle: 1:1

Medium parameters used (interpolated):  $f = 841.5$  MHz;  $\sigma = 1.011$  S/m;  $\epsilon_r = 55.498$ ;  $\rho = 1000$  kg/m<sup>3</sup>

Phantom section: Flat Section

DASY5 Configuration

Probe: EX3DV4 - SN3917; ConvF(9.78, 9.78, 9.78) @ 841.5 MHz;

Sensor-Surface: 1.4mm (Mechanical Surface Detection)

Electronics: DAE4 Sn1369;

Phantom: ELI v5.0 TP1207 (30deg probe tilt); Type: QDOVA001BB;Serial: TP:1207

Measurement SW: DASY52, Version 52.10 (3);SEMCAD X Version 14.6.13 (7474)

**LTE B26 Red Power/Edge4 0mm 841.5MHz RB1-0/Area Scan (51x161x1):** Interpolated grid: dx=1.500 mm, dy=1.500 mm

Maximum value of SAR (interpolated) = 1.60 W/kg

### **LTE B26 Red Power/Edge4 0mm 841.5MHz RB1-0/Zoom Scan (7x7x7) (7x7x7)/Cube 0:**

Measurement grid: dx=5mm, dy=5mm, dz=5mm

Reference Value = 39.26 V/m; Power Drift = 0.13 dB

Peak SAR (extrapolated) = 2.10 W/kg

**SAR(1 g) = 0.995 W/kg; SAR(10 g) = 0.534 W/kg**

Smallest distance from peaks to all points 3 dB below = 8.2 mm

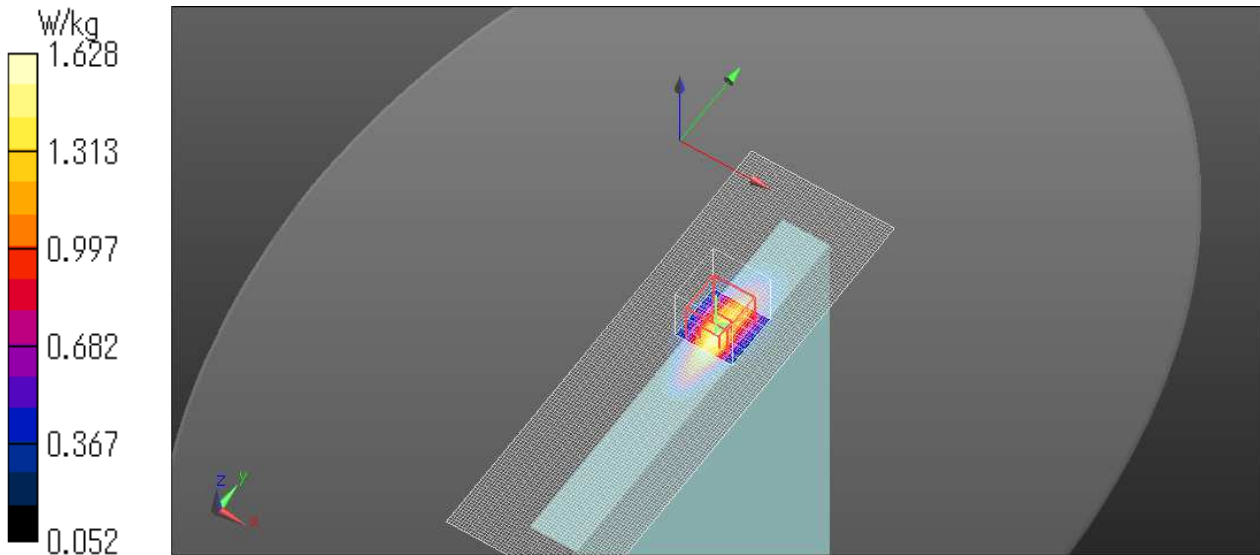
Ratio of SAR at M2 to SAR at M1 = 50.1%

Maximum value of SAR (measured) = 1.63 W/kg

Ambient Temp. : 23.0 degree.C. Liquid Temp.; 22.3 degree.C.

Liquid temp. is kept within the 2 degree.C. during the test.

Date: 2021/03/16





### **LTE B41 Full Power/Rear tilt(Edge4 side) 9mm 2680MHz RB1-0**

Communication System: UID 0, \_Generic LTE (0); Communication System Band: Band 41, E-UTRA/TDD (2496.0 - 2690.0 MHz); ; Duty Cycle: 1:1.58489

Medium parameters used:  $f = 2680$  MHz;  $\sigma = 2.231$  S/m;  $\epsilon_r = 50.398$ ;  $\rho = 1000$  kg/m<sup>3</sup>

Phantom section: Flat Section

DASY5 Configuration

Probe: EX3DV4 - SN3917; ConvF(7.37, 7.37, 7.37) @ 2680 MHz;

Sensor-Surface: 1.4mm (Mechanical Surface Detection)

Electronics: DAE4 Sn1369;

Phantom: ELI v5.0 TP1207 (30deg probe tilt); Type: QDOVA001BB;Serial: TP:1207

Measurement SW: DASY52, Version 52.10 (3);SEMCAD X Version 14.6.13 (7474)

**LTE B41 Full Power/Rear tilt(Edge4 side) 9mm 2680MHz RB1-0/Area Scan (71x71x1):** Interpolated grid: dx=1.200 mm, dy=1.200 mm

Maximum value of SAR (interpolated) = 0.690 W/kg

**LTE B41 Full Power/Rear tilt(Edge4 side) 9mm 2680MHz RB1-0/Zoom Scan (7x7x7)/Cube 0:**

Measurement grid: dx=5mm, dy=5mm, dz=5mm

Reference Value = 18.01 V/m; Power Drift = -0.07 dB

Peak SAR (extrapolated) = 0.849 W/kg

**SAR(1 g) = 0.422 W/kg; SAR(10 g) = 0.220 W/kg**

Smallest distance from peaks to all points 3 dB below = 14.9 mm

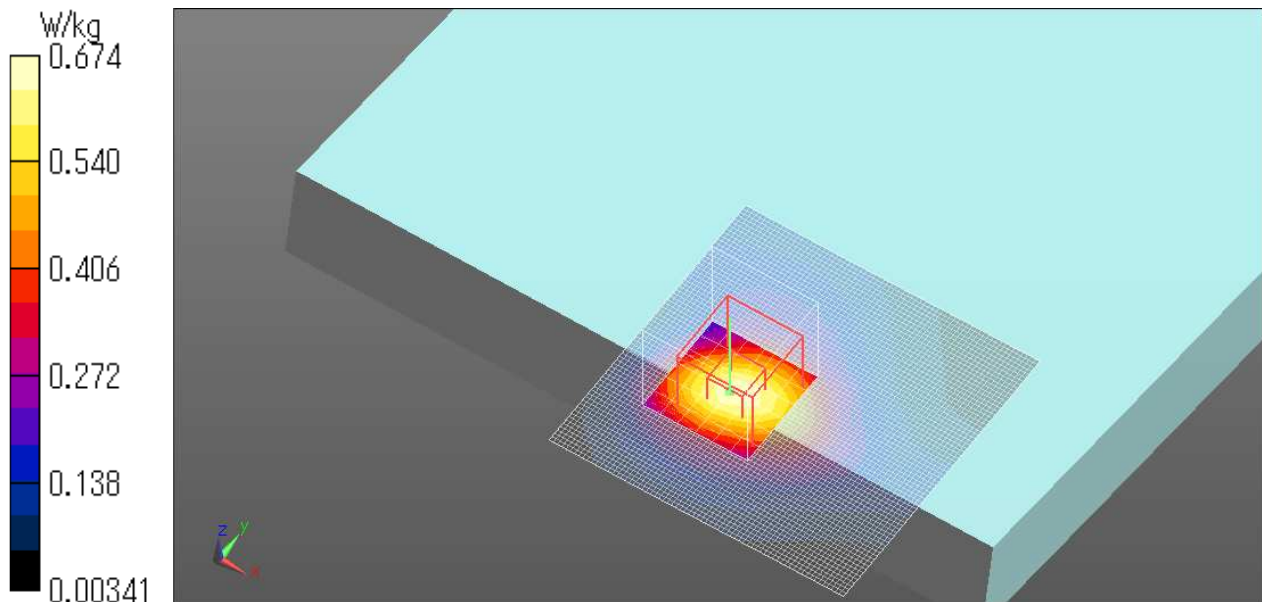
Ratio of SAR at M2 to SAR at M1 = 48.5%

Maximum value of SAR (measured) = 0.674 W/kg

Ambient Temp. : 22.5 degree.C. Liquid Temp.; 22.0 degree.C.

Liquid temp. is kept within the 2 degree.C. during the test.

Date: 2021/03/08



### **LTE B41 Red Power/Edge4 0mm 2636.5MHz RB1-0**

Communication System: UID 0, \_Generic LTE (0); Communication System Band: Band 41, E-UTRA/TDD (2496.0 - 2690.0 MHz); ; Duty Cycle: 1:1.58489

Medium parameters used (interpolated):  $f = 2636.5$  MHz;  $\sigma = 2.188$  S/m;  $\epsilon_r = 50.471$ ;  $\rho = 1000$  kg/m<sup>3</sup>

Phantom section: Flat Section

DASY5 Configuration

Probe: EX3DV4 - SN3917; ConvF(7.37, 7.37, 7.37) @ 2636.5 MHz;

Sensor-Surface: 1.4mm (Mechanical Surface Detection (Locations From Previous Scan Used)), Sensor-

Surface: 1.4mm (Mechanical Surface Detection)

Electronics: DAE4 Sn1369;

Phantom: ELI v5.0 TP1207 (30deg probe tilt); Type: QDOVA001BB;Serial: TP:1207

Measurement SW: DASY52, Version 52.10 (3);SEMCAD X Version 14.6.13 (7474)

**LTE B41 Red Power/Edge4 0mm 2636.5MHz RB1-0/Area Scan (61x131x1):** Interpolated grid:

$dx=1.200$  mm,  $dy=1.200$  mm

Maximum value of SAR (interpolated) = 1.22 W/kg

**LTE B41 Red Power/Edge4 0mm 2636.5MHz RB1-0/Zoom Scan (7x8x7)/Cube 0:** Measurement grid:

$dx=5$ mm,  $dy=5$ mm,  $dz=5$ mm

Reference Value = 25.40 V/m; Power Drift = 0.10 dB

Peak SAR (extrapolated) = 1.78 W/kg

**SAR(1 g) = 0.773 W/kg; SAR(10 g) = 0.323 W/kg**

Smallest distance from peaks to all points 3 dB below = 7.6 mm

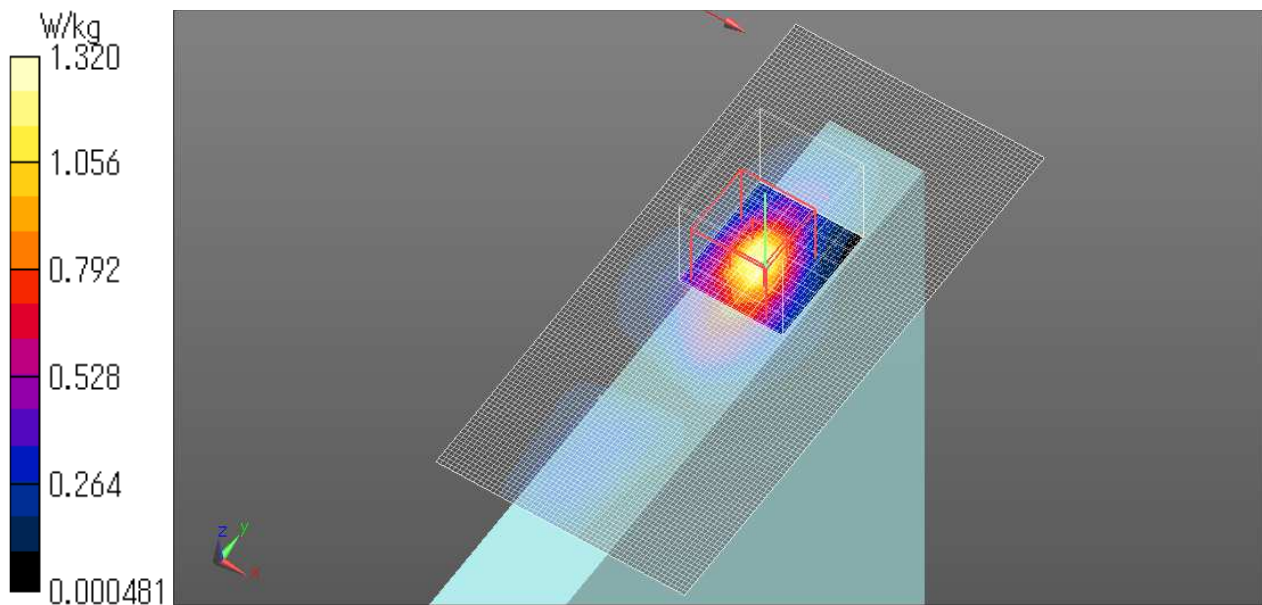
Ratio of SAR at M2 to SAR at M1 = 47.2%

Maximum value of SAR (measured) = 1.32 W/kg

Ambient Temp. : 22.5 degree.C. Liquid Temp.; 22.0 degree.C.

Liquid temp. is kept within the 2 degree.C. during the test.

Date: 2021/03/08



### **LTE B48 Full Power/Edge4 19mm 3560MHz RB1-0**

Communication System: UID 0, \_Generic LTE (0); Communication System Band: Band 48, E-UTRA/TDD (3500.0 - 3700.0 MHz); ; Duty Cycle: 1:1.58489

Medium parameters used:  $f = 3560$  MHz;  $\sigma = 3.249$  S/m;  $\epsilon_r = 53.36$ ;  $\rho = 1000$  kg/m<sup>3</sup>

Phantom section: Flat Section

DASY5 Configuration

Probe: EX3DV4 - SN3917; ConvF(6.36, 6.36, 6.36) @ 3560 MHz;

Sensor-Surface: 1.4mm (Mechanical Surface Detection)

Electronics: DAE4 Sn1369;

Phantom: ELI v5.0 TP1207 (30deg probe tilt); Type: QDOVA001BB;Serial: TP:1207

Measurement SW: DASY52, Version 52.10 (3);SEMCAD X Version 14.6.13 (7474)

**LTE B48 Full Power/Edge4 19mm 3560MHz RB1-0/Area Scan (61x131x1):** Interpolated grid:

$dx=1.200$  mm,  $dy=1.200$  mm

Maximum value of SAR (interpolated) = 0.701 W/kg

**LTE B48 Full Power/Edge4 19mm 3560MHz RB1-0/Zoom Scan (8x8x8)/Cube 0:** Measurement grid:

$dx=4$ mm,  $dy=4$ mm,  $dz=1.4$ mm

Reference Value = 15.55 V/m; Power Drift = -0.03 dB

Peak SAR (extrapolated) = 0.876 W/kg

**SAR(1 g) = 0.388 W/kg; SAR(10 g) = 0.182 W/kg**

Smallest distance from peaks to all points 3 dB below = 14.9 mm

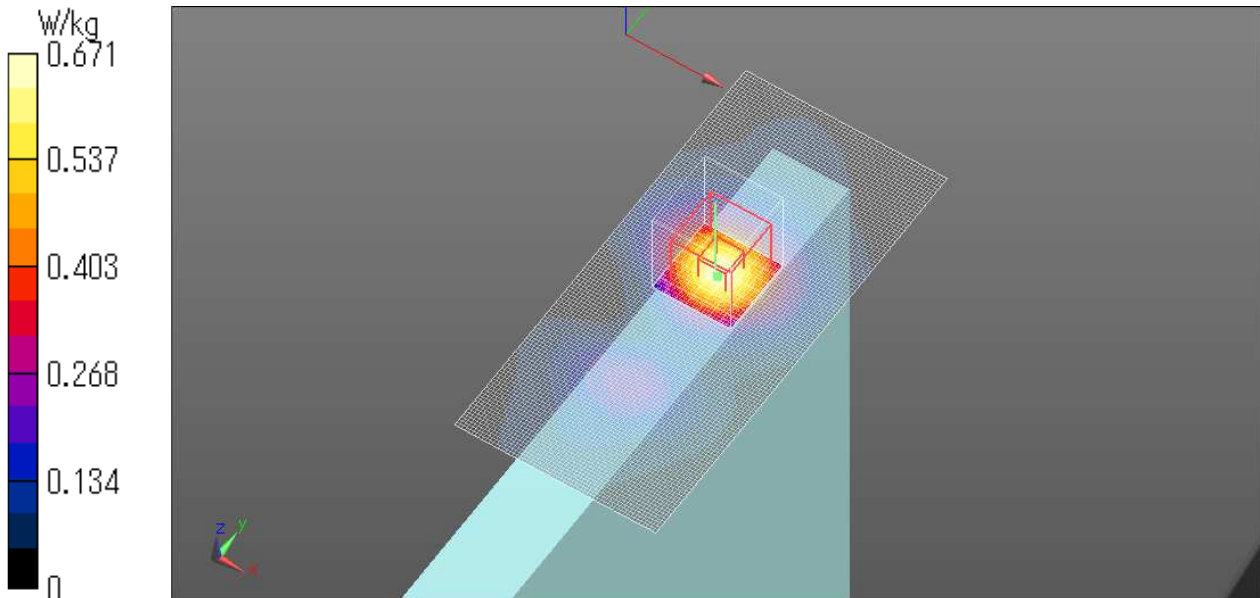
Ratio of SAR at M2 to SAR at M1 = 77.4%

Maximum value of SAR (measured) = 0.671 W/kg

Ambient Temp. : 22.5 degree.C. Liquid Temp.; 22.0 degree.C.

Liquid temp. is kept within the 2 degree.C. during the test.

Date: 2021/03/11



### **LTE B48 Red Power/Edge4 0mm 3646.7MHz RB1-0**

Communication System: UID 0, \_Generic LTE (0); Communication System Band: Band 48, E-UTRA/TDD (3500.0 - 3700.0 MHz); ; Duty Cycle: 1:1.58489

Medium parameters used (interpolated):  $f = 3646.7$  MHz;  $\sigma = 3.347$  S/m;  $\epsilon_r = 53.212$ ;  $\rho = 1000$  kg/m<sup>3</sup>

Phantom section: Flat Section

DASY5 Configuration

Probe: EX3DV4 - SN3917; ConvF(6.31, 6.31, 6.31) @ 3646.7 MHz;

Sensor-Surface: 1.4mm (Mechanical Surface Detection (Locations From Previous Scan Used)), Sensor-

Surface: 1.4mm (Mechanical Surface Detection)

Electronics: DAE4 Sn1369;

Phantom: ELI v5.0 TP1207 (30deg probe tilt); Type: QDOVA001BB;Serial: TP:1207

Measurement SW: DASY52, Version 52.10 (3);SEMCAD X Version 14.6.13 (7474)

**LTE B48 Red Power/Edge4 0mm 3646.7MHz RB1-0/Area Scan (41x81x1):** Interpolated grid: dx=1.200 mm, dy=1.200 mm

Maximum value of SAR (interpolated) = 1.76 W/kg

**LTE B48 Red Power/Edge4 0mm 3646.7MHz RB1-0/Zoom Scan (8x8x8)/Cube 0:** Measurement grid: dx=4mm, dy=4mm, dz=1.4mm

Reference Value = 25.01 V/m; Power Drift = 0.09 dB

Peak SAR (extrapolated) = 2.40 W/kg

**SAR(1 g) = 0.878 W/kg; SAR(10 g) = 0.258 W/kg**

Smallest distance from peaks to all points 3 dB below = 6.4 mm

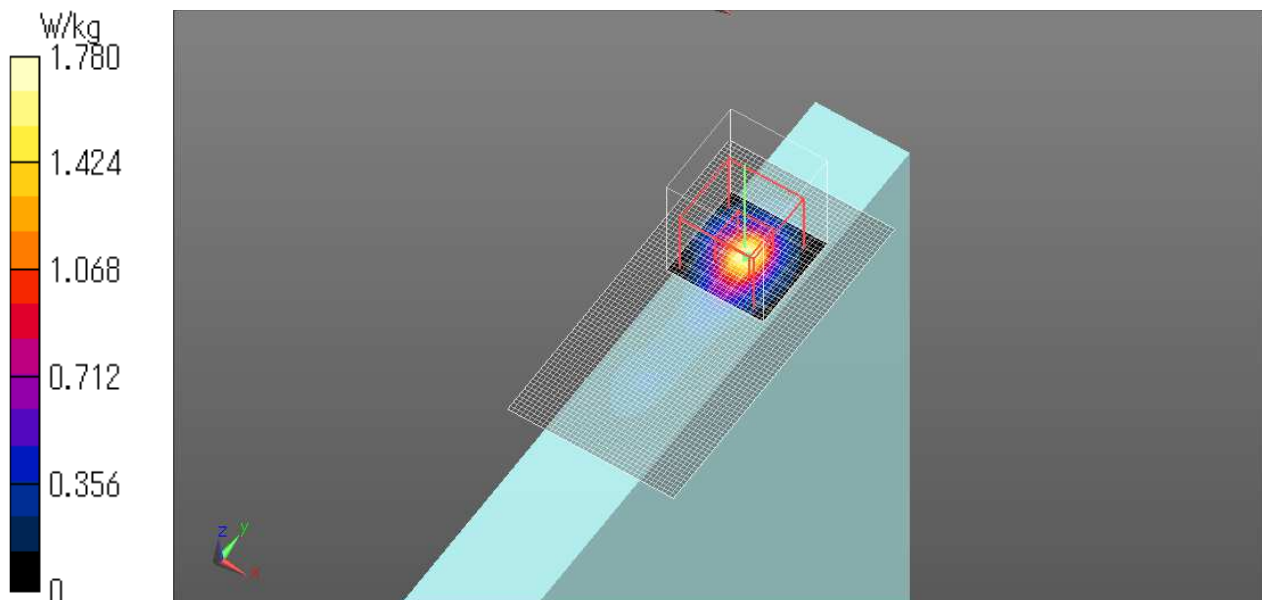
Ratio of SAR at M2 to SAR at M1 = 77.4%

Maximum value of SAR (measured) = 1.78 W/kg

Ambient Temp. : 22.5 degree.C. Liquid Temp.; 22.0 degree.C.

Liquid temp. is kept within the 2 degree.C. during the test.

Date: 2021/03/11



### **LTE B66 Full Power/Rear tilt(Edge4 side) 9mm 1745MHz RB1-0**

Communication System: UID 0, \_Generic LTE (0); Communication System Band: Band 66, E-UTRA/FDD (1710.0 - 1780.0 MHz); ; Duty Cycle: 1:1

Medium parameters used:  $f = 1745$  MHz;  $\sigma = 1.485$  S/m;  $\epsilon_r = 52.429$ ;  $\rho = 1000$  kg/m<sup>3</sup>

Phantom section: Flat Section

DASY5 Configuration

Probe: EX3DV4 - SN3917; ConvF(8.1, 8.1, 8.1) @ 1745 MHz;

Sensor-Surface: 1.4mm (Mechanical Surface Detection)

Electronics: DAE4 Sn1369;

Phantom: ELI v5.0 TP1207 (30deg probe tilt); Type: QDOVA001BB;Serial: TP:1207

Measurement SW: DASY52, Version 52.10 (3);SEMCAD X Version 14.6.13 (7474)

**LTE B66 Full Power/Rear tilt(Edge4 side) 9mm 1745MHz RB1-0/Area Scan (111x51x1):** Interpolated grid: dx=1.500 mm, dy=1.500 mm

Maximum value of SAR (interpolated) = 1.11 W/kg

**LTE B66 Full Power/Rear tilt(Edge4 side) 9mm 1745MHz RB1-0/Zoom Scan (8x7x7)/Cube 0:**

Measurement grid: dx=5mm, dy=5mm, dz=5mm

Reference Value = 28.17 V/m; Power Drift = -0.10 dB

Peak SAR (extrapolated) = 1.24 W/kg

**SAR(1 g) = 0.769 W/kg; SAR(10 g) = 0.467 W/kg**

Smallest distance from peaks to all points 3 dB below = 15.8 mm

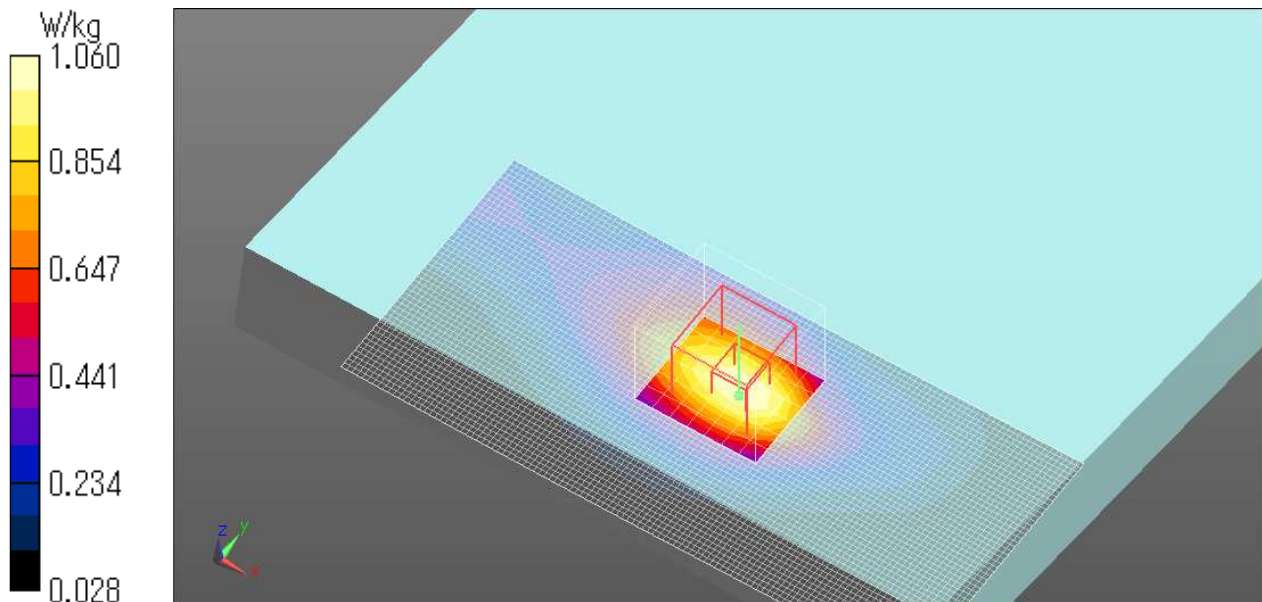
Ratio of SAR at M2 to SAR at M1 = 62.3%

Maximum value of SAR (measured) = 1.06 W/kg

Ambient Temp. : 22.5 degree.C. Liquid Temp.; 22.0 degree.C.

Liquid temp. is kept within the 2 degree.C. during the test.

Date: 2021/02/27





### **LTE B66 Red Power/Edge4 0mm 1720MHz RB1-0**

Communication System: UID 0, \_Generic LTE (0); Communication System Band: Band 66, E-UTRA/FDD (1710.0 - 1780.0 MHz); ; Duty Cycle: 1:1

Medium parameters used:  $f = 1720$  MHz;  $\sigma = 1.468$  S/m;  $\epsilon_r = 52.535$ ;  $\rho = 1000$  kg/m<sup>3</sup>

Phantom section: Flat Section

DASY5 Configuration

Probe: EX3DV4 - SN3917; ConvF(8.1, 8.1, 8.1) @ 1720 MHz;

Sensor-Surface: 1.4mm (Mechanical Surface Detection)

Electronics: DAE4 Sn1369;

Phantom: ELI v5.0 TP1207 (30deg probe tilt); Type: QDOVA001BB;Serial: TP:1207

Measurement SW: DASY52, Version 52.10 (3);SEMCAD X Version 14.6.13 (7474)

**LTE B66 Red Power/Edge4 0mm 1720MHz RB1-0/Area Scan (51x111x1):** Interpolated grid: dx=1.500 mm, dy=1.500 mm

Maximum value of SAR (interpolated) = 1.29 W/kg

**LTE B66 Red Power/Edge4 0mm 1720MHz RB1-0/Zoom Scan (7x8x7)/Cube 0:** Measurement grid:

dx=5mm, dy=5mm, dz=5mm

Reference Value = 30.81 V/m; Power Drift = -0.14 dB

Peak SAR (extrapolated) = 1.63 W/kg

**SAR(1 g) = 0.856 W/kg; SAR(10 g) = 0.428 W/kg**

Smallest distance from peaks to all points 3 dB below = 8 mm

Ratio of SAR at M2 to SAR at M1 = 54.7%

Maximum value of SAR (measured) = 1.36 W/kg

**LTE B66 Red Power/Edge4 0mm 1720MHz RB1-0/Zoom Scan 2 (7x7x7)/Cube 0:** Measurement grid:

dx=5mm, dy=5mm, dz=5mm

Reference Value = 30.81 V/m; Power Drift = -0.14 dB

Peak SAR (extrapolated) = 1.47 W/kg

**SAR(1 g) = 0.688 W/kg; SAR(10 g) = 0.325 W/kg**

Smallest distance from peaks to all points 3 dB below = 7.1 mm

Ratio of SAR at M2 to SAR at M1 = 53.8%

Maximum value of SAR (measured) = 1.16 W/kg

Ambient Temp. : 22.5 degree.C. Liquid Temp.; 22.0 degree.C.

Liquid temp. is kept within the 2 degree.C. during the test.

Date: 2021/02/27

