

139.61 mm

99.10 mm

onn.

10W Qi Wireless Car Charger

Model: WIABLK100008847

PRODUCT GUIDE

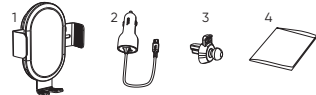
November 25, 2019_V1

We'd love to hear from you.
Scan with your Walmart
app and let us know what
you think.



November 25, 2019_V1

◆What is in the box?



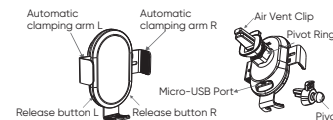
1. 10W Qi Wireless Car Charger
2. A USB car charger with 3-ft micro-USB car charger
3. Car Vent Mount
4. User Manual

◆Get to know your 10W Qi wireless car charger

Wireless Charging Pad	WIABLK100008847
Input	Micro-USB, DC 5-12V/1.5A Max.
Output	10W
Dimension	100mm*63mm*20.7mm

◆Compatibility

1. Qi-enabled smartphones charge up to 10W
2. Any Qi-compatible smartphones



◆How to charge your devices

Assemble the vent mount with charger
Untighten of the pivot ring at the back of the
charger



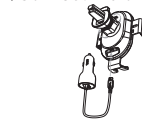
Insert the vent mount to the pivot



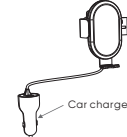
Tighten the pivot ring with vent mount



◆Connect Micro-USB car charger

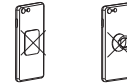
Insert Micro-USB connector of charging cable to
Micro-USB port of charger

◆Begin to charge

Connect car charger to the automotive auxiliary
power outlet.

◆Remove any foreign object (if any)

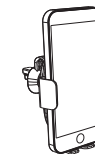
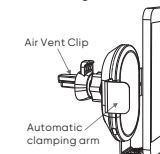
Example: Magnet or holder

If there is any foreign object detected, LED indicator
will be flashing.**Thick protective case ≥ 5 mm or a case includes magnet or
metallic material, may not allow proper charging function.

Do not place any credit card on the charging device.

◆How to Clamp and release your phone

Use air vent clip to mount the charger to the vent.
Place your smartphone on the charger, the clamping
arms will be closed automatically once the phone
placed on the charger.

Phone is securely placed on the charger and begin
to charge.Release your phone by gently touch whichever
release button on both side.

◆Caution

Avoid dropping.
Do not disassemble.
No metal objects between devices and wireless
charging car mount.
Thick protective case ≥ 5 mm or a case includes
magnet or metallic material, may not allow proper
charging function.
Keep wireless charging car mount away from any
liquids or moisture.
The maximum ambient temperature during use of
this product must not exceed 45°C. Do not place
device in fire or other excessively hot environments.
Only use dry cloth or brush to clean this product.
Do not use if visible defects are observed on the
wireless charging car mount.

◆Warning

Any changes or modifications not expressly approved
by the party responsible for compliance could void
the user's authority to operate this equipment.

◆FCC Statements

This device complies with Part 15 of the FCC Rules.
Operation is subject to the following two conditions
(1) This device may not cause harmful interference, and
(2) This device must accept any interference received
including interference that may cause undesired
operation

NOTE: This equipment has been tested and found to
comply with the limits for a Class B digital device,
pursuant to Part 15 of the FCC Rules. These limits are
designed to provide reasonable protection against
harmful interference in a residential installation. This
equipment generates uses and can radiate radio
frequency energy and, if not installed and used in
accordance with the instructions, may cause harmful
interference to radio communications. However, there
is no guarantee that interference will not occur in a
particular installation. If this equipment does cause
harmful interference to radio or television reception,
which can be determined by turning the equipment
off and on, the user is encouraged to try to correct the
interference by one or more of the following measures:

Reorient or relocate the receiving antenna.
Increase the separation between the equipment and
receiver.

Connect the equipment into an outlet on a circuit
different from that to which the receiver is connected.
Consult the dealer or an experienced radio/TV
technician for help.

This equipment complies with FCC radiation exposure
limits set forth for an uncontrolled environment. This
transmitter must not be co-located or operating in
conjunction with any other antenna or transmitter.

Need help?

We're here for you every day from 7 a.m. - 9 p.m. CST.
Give us a call at 1-888-516-2630